



2010 MEDIA GUIDE



Since 2005, 35 players have spent time with both the Stockton Ports and with the Oakland A's.

The Ports are proud to have been a stop on these players' professional baseball careers and to to be the Class A-Adv. affiliate of Oakland.

Brett Anderson
Andrew Bailey
Daric Barton
Hiram Bocachica
Dallas Braden
Milton Bradley
Travis Buck
Trevor Cahill
Santiago Casilla
Bobby Crosby
Chris Denorfia
Justin Duchscherer
Mark Ellis
Tommy Everidge
Keith Foulke
Jeffrey Gray
Rich Harden

Brad Kilby
Shane Komine
Vin Mazzaro
Kevin Melillo
Donnie Murphy
Cliff Pennington
Gregorio Petit
Mike Piazza
Landon Powell
Danny Putnam
Connor Robertson
Henry Rodgriguez
Scott Sauerbeck
Kurt Suzuki
Jason Windsor
Jay Witasick
Brad Ziegler

Since becoming the Oakland A's affiliate in 2005, the Stockton Ports have opened a new stadium and won one league title. The Stockton Ports have made it to the postseason three times, and compiled a 348-352 regular season record since 2005.



Table Of Contents

League Champions: 1946, 1947, 1963, 1965, 1969, 1980, 1986, 1990, 1992, 2002, 2008

Letter from the President	2	Anniversaries of 2010	90
Ports Team Information	3	California League	91
Ownership Information	4	League Members	92
Ports Front Office	5	2010 League Umpires	95
2010 Ports	15	2009 Standings	96
2010 Field Staff	16	2009 Team Stats	97
2010 Players	19	2009 League Leaders	98
2009 In Review	35	2009 Important Events	100
2009 Season In Review	36	2009 Team Month-by-Month	101
2009 Team Roster	38	2009 League Awards	101
2009 Transactions	39	Bakersfield Blaze	102
2009 Game-by-Game Results	40	High Desert Mavericks	104
2009 Ports Team Stats	42	Inland Empire 66ers	106
2009 Ports Defensive Stats	43	Lake Elsinore Storm	108
2009 Miscellaneous Team Stats	45	Lancaster JetHawks	110
2009 Game Highs & Lows	46	Modesto Nuts	112
2009 Ports Home Stats	47	Rancho Cucamonga Quakes	114
2009 Ports Road Stats	48	San Jose Giants	116
2009 Ports vs. Right	49	Visalia Rawhide	118
2009 Ports vs. Left	50	California League Timeline	120
2009 Ports vs. Opponents	50	Media Info	123
2009 Batters Situational Stats	51	Oakland A's Organization	124
2009 Pitchers Situational Stats	52	A's Organizational Leaders	125
2009 Ports Monthly Batters	53	Sacramento River Cats	126
2009 Ports Monthly Pitchers	55	Midland Rockhounds	127
Ports Records	57	Kane County Cougars	128
Year-by-Year Records	58	Vancouver Canadians	129
All-Time Records	59	Arizona A's	130
All-Time Season Leaders	60	2009 Oakland A's Draft Picks	131
Top Ports Players	62	Major League Affiliations	132
Ports Records by Affiliation	67	Delmarva Shorebirds	134
All-Time Team Totals	68	Everett AquaSox	136
Ports League Award Winners	69	Medical Terms Glossary	138
Ports League Record Holders	71	Transactions Terminology	139
Ports MLB Record Holders	72	Rules of Interest	140
All-Time Postseason Record	73	2010 Ports Media Relations	141
Ports History	75	Game-Day Policies	142
Team History	76	Pre-Game Schedule	142
All-Time Roster	78	Banner Island Ballpark	143
All-Time Ports in the Majors	86	Ports in the Community	144
All-Time Managers	87	2010 Ports Promotions	145
Bill Weiss: All-Time Ports Team	88		
Ports in the Olympics	89		

Letter from the President



Dear Stockton Ports fans,

As we enter another exciting season of California League competition, I'd like to thank you for your continuing support of the Stockton Ports and reflect with you on all of the terrific things that have been accomplished on and off the field in 2009.

We opened the 2009 season on April 16 with a California League Championship ring ceremony and celebration of the franchise's record-setting 11th league crown. We were truly honored by the support and excitement of our fans that night. That support did not waver once last season, in spite of the adversity that the team faced in the first half of the season. Our fans clearly demonstrated their high level of dedication and commitment last season, showing why they are the best fans of any team in the Califor-

nia League. I am joined by all of our front office, on-field personnel, and game day staff when I say thank you for your support in each and every season.

The atmosphere at any ballpark comes to life with its fans, and you have made Banner Island Ballpark the ideal place to be on any spring or summer night here in Stockton. One only had to look at the 6,075 fans here on July 3, 2009 to see that Stocktonians really enjoy the affordable and fun family entertainment we provide here at the ballpark.

The Ports were also very proud to welcome the one millionth fan in Banner Island Ballpark history last summer, in its fifth season. It was a pleasure to welcome Randy Friend of Manteca, Calif. as our one millionth fan in Banner Island Ballpark history.

This accomplishment definitively shows the loyalty of Ports fans and reflects the family-fun atmosphere we produce here at Banner Island Ballpark. We were truly excited to celebrate this accomplishment as we headed into the final stretch of the 2009 season. We look forward to welcoming the five millionth fan in franchise history in 2010, and to continue to be a part of the lives of so many San Joaquin County residents.

In addition to the successes on the field in 2009, like Jemile Week's 22-game hitting streak, Ben Hornbeck's 12 strikeouts in his California League debut, Matt Spencer's walk-off home run, and much more, the Ports made several achievements off the field.

The Alumni Club grew in membership, and the continued growth of the Everyday Eddie's Kids Club and Silver Sluggers Club in 2009 were signs that the additional programs put in place by our staff are appreciated by our fans. The Ports Anchor Fund donated nearly \$35,500 and approximately \$107,500 of in-kind donations in 2009, from the generous support of fans at various events. Every cent of those funds went to support child-based community outreach programs in Stockton and San Joaquin County. The Ports also teamed with Jackson Rancheria and Casino to support the Dameron Hospital Sweet Success Diabetes program in 2009, along with the Go Foundation, to support area charitable programs. The Ports also hosted a school supply drive and food drive, doing the organization's part to give back to the community.

One of the other off-field highlights from last summer was that the Ports were the final stop on the Bob Dylan Show Concert tour, welcoming more than 8,400 fans to Banner Island Ballpark for a concert featuring legendary musicians Willie Nelson, John Mellencamp and Bob Dylan. The August 15 concert was the first concert in stadium history. It was a tremendous success, and we look forward to hosting many more special events of that caliber at Banner Island Ballpark in the future.

The 2009 season was an exciting and fun-filled season, both on and off the field for the Stockton Ports, and we look to make the 2010 season just as terrific. It's our continuing pleasure to serve our fans and to bring them the best of family entertainment here at Banner Island Ballpark!

Thanks for your continued support and we hope you enjoy the 2010 season here at Banner Island Ballpark!

Go Ports!

Sincerely,

Pat Filippone
President and General Manager

Ports Team Information



Banner Island Ballpark
404 W. Fremont St
Stockton, CA 95203
(209) 644-1900
(209) 644-1931 (fax)
www.stocktonports.com



Executives:

Ownership Group:	7th Inning Stretch, LLC
Chairman and CEO:	Thomas Volpe
President/General Manager:	Pat Filippone
Assistant General Manager:	Luke Reiff
Office Manager:	Deborah Auditor

Finance:

Director, Finance:	Terri Bailey
--------------------	--------------

Sales & Marketing:

Director, Corporates Sales:	Zachary Sharkey
Account Executive, Corporate Sponsorship:	Mark Mendes
Director, Marketing/Special Events:	Justin Gray
Senior Account Executive:	John Watts
Account Executive:	Darlene Betz
Account Executive:	Sam Harold
Account Executive/Merchandise Manager:	Tim Pasisz
Manager, Ticket:	Kyle Osgood

Community Relations:

Manager, Community Relations:	Margaret Sacchet
-------------------------------	------------------

Media Relations/Broadcasting:

Manager, Media Relations:	Kristin Pratt
Broadcaster, Radio:	Zack Bayrouty

Stadium Operations:

Manager, Stadium Operations:	Ethan Bagen
Head Groundskeeper:	Justin Clarke
General Manager, Ovations:	Mike Bristow
Office Manager, Ovations:	Marcia Williams

Ownership Information



7th Inning Stretch
404 W. Fremont St
Stockton, CA 95203
(209) 644-1900
(209) 644-1931 (fax)

The Stockton Ports are proud to be one of three teams owned by 7th Inning Stretch, LLC, a Stockton-based baseball ownership group, headed by Tom Volpe, the former CEO of Dubai Group, a global investment company. 7th Inning Stretch was founded in 1999 when Volpe purchased the Visalia Oaks. The group moved its headquarters to Stockton when Volpe acquired the Stockton Ports in 2002. Ports President and General Manager Pat Filippone was added to the ownership group in July 2006, after serving as the CEO of the Fresno Grizzlies.

In November of 2006, 7th Inning Stretch purchased the Delmarva Shorebirds (Class A, Baltimore). The Shorebirds are based out of Salisbury, Md. and play in the South Atlantic League.

In December 2008, the Everett AquaSox was welcomed to the 7th Inning Stretch family. The AquaSox are the Class A Short Season affiliate of the Seattle Mariners. The team is based in Everett, Wash. and play in the Northwest League.



Stockton Ports

Office Address: 404 W. Fremont St., Stockton CA 95203
Mailing Address: 404 W. Fremont St., Stockton CA 95203
Telephone: (209) 644-1900
Fax: (209) 644-1931
Email: info@stocktonports.com
Website: www.stocktonports.com
Affiliation (first year): Oakland A's (2005)
Years in League: 1941, 1946-172, 1978-present



Delmarva Shorebirds

Office Address: 6400 Hobbs Rd., Salisbury, MD 21804
Mailing Address: P.O. Box 1557, Salisbury, MD 21802
Telephone: (410) 219-3112
Fax: (410) 219-9164
Email: info@theshorebirds.com
Website: www.theshorebirds.com
Affiliation (first year): Baltimore Orioles (1997)
Years in League: 1996-present



Everett AquaSox

Office Address: 3802 Broadway, Everett, WA 98201
Mailing Address: 3802 Broadway, Everett, WA 98201
Telephone: (425) 258-3673
Fax: (425) 258-3675
Email Address: aquasox@aquasox.com
Website: www.aquasox.com
Affiliation (first year): Seattle Mariners (1995)
Years in League: 1984-present

Ports Front Office



Thomas Volpe

CEO, 7th Inning Stretch LLC

Chairman and CEO, Stockton Ports

Ports Service: Purchased club in 2002.

A distinguished veteran in the investment industry, Thomas Volpe joined the Dubai Holding Investment Group and Dubai Group in January 2007. He was the CEO of the Dubai Holding Group and Dubai Group, and was the acting CEO of Dubai International Capital from January 2007 to March 2010. He is also the Founder and Managing Partner of Volpe Investments LLC, a private equity investment firm based in the Silicon Valley in California.

Thomas was the Founder, Chairman and CEO of Volpe Brown Whelan & Company (VBW), an international risk capital, asset management and investment banking firm focused on rapidly growing entrepreneurial companies in the technology and health care industries. After VBW was sold to Prudential Securities in 1999, Thomas served as Chairman of the renamed Prudential Volpe Technology Group until 2001.

In 1999, Thomas established 7th Inning Stretch LLC, a minor league baseball ownership group, when he purchased the Visalia Oaks. 7th Inning Stretch LLC moved its headquarters to Stockton, Calif. when he acquired the Stockton Ports in 2002. In November 2006, the group purchased the Delmarva Shorebirds (Class A, South Atlantic League, Major League affiliate-Baltimore) and in December 2008, the Everett AquaSox (Class A Short, Northwest League, MLB Affiliate-Seattle) was also added to the 7th Inning Stretch family.

Thomas was also CEO, President and a Member of the Board of Directors of Hambrecht & Quist Incorporated, the world's leading technology and health care focused venture capital and investment banking firm.

Thomas is a graduate of Harvard Business School (MBA), the London School of Economics (MSc Economics) and Harvard College (AB Economics).

Board Membership and Affiliations:

Board Member, Dubai Group (UAE)

Board Member, Dubai Capital Group (UAE)

Board Member, Minor League Baseball

Board Member, TAIB Bank (Bahrain)

Board Member, EFG Hermes (Egypt)

Board Member, Linear Technology Corporation

Board Member, Kline Hawkes & Company

Board Member, The Jackson Laboratory

Board Member, The California League of Professional Baseball

Chairman and CEO, Stockton Ports Baseball Club

Chairman and CEO, Delmarva Shorebirds Baseball Club

Chairman and CEO, Everett AquaSox Baseball Club

Ports Front Office



Pat Filippone

President and General Manager

Born: Washington, DC

Resides: Stockton, Calif.

Ports Service: Joined club in 2006.

In July 2006, the Stockton Ports were proud to announce the addition of Pat Filippone as the club's President, General Manager and part owner. In his first full season with the Ports, Pat presided over one of the most successful seasons in team history. The Ports set a new record attendance mark, welcoming 218,497 fans to Banner Island Ballpark, and the Ports also hosted the 2007 California/Carolina League All-Star Game. In 2008, the Ports set a single game attendance record of 6,285 fans at Banner Island Ballpark on July 3.

Pat won the first championship of his career in 2008, as the Ports clinched their 11th franchise crown—a California League record. During the 2007 and 2008 seasons, the Ports were recognized in national media outlets such as Sports Illustrated, ESPN the Magazine and ESPN.com for various promotional and community activities.

In his first full season, the Ports founded their charitable foundation, the Anchor Fund. The Anchor Fund supports many community projects, with a focus on youth centers and youth sports. The charitable fund reflects and reaffirms the Ports' commitment to strengthen the community through baseball. In 2009, the Fund donated approximately \$35,500 and nearly \$107,500 of in-kind donations, including 13,250 tickets to local non-profit organizations, charities and schools--all new records for the Fund. Under his leadership, Pat also established the Ports Alumni Club in 2008, working to include Alumni in current Ports events and to share the history and tradition of Stockton professional baseball.

Since joining the Ports and 7th Inning Stretch, LLC, Pat has also overseen the purchase of the Delmarva Shorebirds (Class A, South Atlantic League, MLB Affiliate-Baltimore) in November 2006, and the Everett AquaSox (Class A Short, Northwest League, MLB Affiliate-Seattle) in December 2008. Both clubs have increased their attendance, improved their stadiums and developed additional community outreach programs under his guidance. Pat presides over each club and travels to their ballparks frequently throughout the year.

Prior to joining the Ports, Pat had served as the CEO of the Fresno Grizzlies since 2003. During his tenure in Fresno, Pat was responsible for completely revamping the organization. This led to the first operating profit in franchise history and the founding of a 501 c3 Charitable Foundation. Before his time in Fresno, he served as the general manager of the Rancho Cucamonga Quakes from 1998-2003. During his tenure with the Quakes, the team increased its profitability and visibility within the community. The Quakes increased their sell-out crowds by 600 percent, and grew in sponsorship and ticket sales revenue.

Pat began his baseball career with the Prince William Cannons prior to the 1991 season as director of operations, and was appointed general manager in 1993. After the 1994 season, he was promoted to vice president and general manager and was placed on the Cannons' Board of Directors. During his tenure as general manager, the Cannons set attendance records three times, made significant upgrades and were recognized nationally within the industry with numerous awards for products and promotions.

He was recognized with the Carolina League Executive of the Year Award for the 1997 season, and the California League Executive of the Year Award for the 2003 and 2007 seasons.

A native of Reston, Va., Pat and his wife, Wendy, reside in Stockton with their daughter, Kelly.

Ports Front Office



Luke Reiff

Assistant General Manager

Born: Bluffton, Ind.

Resides: Stockton, Calif.

Ports Service: Joined club in 2006.

Luke is entering his fourth season as Assistant General Manager with the Stockton Ports and his ninth in Minor League Baseball. His responsibilities include overseeing all Ports ticket sales efforts, ticket operations, customer service, merchandise, and stadium operations. In his first full season with the organization, the team set an all-time franchise attendance record, while season ticket and group ticket sales increased 20 percent and 30 percent respectively.

Prior to Stockton, Luke spent three seasons with the Fresno Grizzlies (Triple-A affiliate of the San Francisco Giants) as Ticket Manager and Director of Group Sales, and two seasons with the Indianapolis Indians (Triple-A affiliate of the Pittsburgh Pirates) in Ticket Sales and Stadium Operations.

A native of Bluffton, Ind., Luke is a graduate of Indiana University.



Terri Bailey

Director, Finance

Born: Lathrop, Calif.

Resides: Stockton, Calif.

Ports Service: Joined club in 2008.

Terri Bailey is entering her second full season with the Stockton Ports, after joining the front office in November 2008. A Lathrop, Calif. native, Bailey has worked as a self-employed bookkeeper in addition to working as a campaign consultant with Strategic Research and a two-term member of the Calaveras County Board of Supervisors.

Terri holds a bachelor's degree in Business from Humphreys, and is the proud mother of two children.

Ports Front Office



Zachary Sharkey
Director, Corporate Sales

Born: Medford, Ore.
Resides: Elk Grove, Calif.
Ports Service: Joined club in 2008.

Zach is entering his third season with the Stockton Ports. Zach's responsibilities include overseeing the corporate sales department, client services, and managing the A/V booth during the games. Before Stockton, Zach spent three and a half seasons working for the Las Vegas Wranglers hockey team of the ECHL. In Las Vegas he worked in both tickets and corporate partnerships.

A native of Portland, Ore., Zach graduated from Oregon State University and attended GameFace Academy in Portland.



Mark Mendes
Account Executive, Corporate Sponsorship

Born: Fremont, Calif.
Resides: Bay Area, Calif.
Ports Service: Joined club in 2008.

Mark is entering his second season with the Ports as the Corporate Sponsorship Account Executive.

After graduating from St. Mary's College in Moraga, Calif., Mark worked for the Golden State Warriors in their season ticket sales department.

Ports Front Office



Justin Gray

Director, Marketing/Special Events

Born: Stockton, Calif.

Resides: Manteca, Calif.

Ports Service: Joined club in 2006.

Justin is entering his fifth season in professional baseball and his second as the Director of Marketing with the Ports. Before his directorial debut, Justin interned with the Ports during the 2006 season and was the organization's Ticket Manager during the 2007 and 2008 seasons.

Justin's responsibilities include overseeing all marketing and advertising efforts for the team, coordinating and creating all team promotions and print publications, managing Special Events and managing the promotions team and on-field entertainment during games.

A native of Stockton, Calif., Justin is a graduate of California State University at Fresno with a bachelor's degree in History with a minor in Communication.



John Watts

Senior Account Executive

Born: Los Angeles, Calif.

Resides: Stockton, Calif.

Ports Service: Joined club in 2007.

John is originally from the Los Angeles area and is entering his fifth year working in Minor League Baseball.

Prior to joining the Ports, John worked for the Fresno Grizzlies in their sales department. John worked in the off price sales industry before getting into the sports business and learned a lot about selling and customer service from working with executives in that field.

John's hobbies include watching the 16-time World Champion Los Angeles Lakers dominate in the NBA.

Ports Front Office



Darlene Betz
Account Executive

Born: Fremont, Calif.
Resides: Stockton, Calif.
Ports Service: Joined club in 2009.

Darlene is entering her second season with the Stockton Ports in 2010. In her first year with the organization, she worked as an Account Executive for the Inside Sales department, and led the department in total sales.

Darlene will begin her second season with the Ports as an Account Executive in the Ticket Sales Department. She enjoys working with the community and has been in the Stockton area for 26 years.



Sam Harold
Account Executive

Born: San Francisco, Calif.
Resides: Stockton, Calif.
Ports Service: Joined club in 2008.

Sam is entering his second full season as an Account Executive with the Stockton Ports. He has had previous experience in baseball interning with the Philadelphia Phillies, as well as interning with the Augusta GreenJackets.

Sam graduated from Ohio Wesleyan with a bachelor's degree in Economics with a concentration in Management in 2007.

Ports Front Office



Tim Pasisz
Account Executive

Born: Greenbrae, Calif.
Resides: Stockton, Calif.
Ports Service: Joined club in 2007.

Tim is entering his fourth season with the Stockton Ports. Tim is an Account Executive and also manages the team's Merchandise Department and Team Store. Prior to his time with the Ports, Tim worked with the Golden State Warriors, HP Pavilion at San Jose, and the Sacramento River Cats.

Tim grew up in the San Francisco Bay Area and attended school at Foothill Community College, and more recently, the University of California at Davis.



Kyle Osgood
Manager, Ticket

Born: Wichita, Kan.
Resides: Stockton, Calif.
Ports Service: Joined club in 2008.

Kyle is entering his second year with the Ports as the Ticket Manager. He has had previous experience in Ticket Sales with the St. Louis Cardinals Triple A team, the Memphis Redbirds, as well as working in the Wichita State Athletics ticket office while attending Wichita State University.

Kyle graduated with a bachelor's degree in Sport Administration from Wichita State University in 2007.

Ports Front Office



Kristin Pratt

Manager, Media Relations

Born: New Bern, N.C.

Resides: Stockton, Calif.

Ports Service: Joined club in 2009.

Kristin Pratt joined the Ports in January 2009 as the club's Media Relations Manager. The 2010 campaign will be her second season in Minor League Baseball.

Prior to joining the Ports, Kristin served as the media relations intern with the Detroit Tigers in 2008. She was the public relations intern for the Vienna Senators of the Clark C. Griffith Summer Collegiate League in 2007, and interned with *Baseball America* magazine in 2006.

Pratt, who was born in New Bern, N.C., graduated with distinction from the University of North Carolina at Chapel Hill in 2007 with a bachelor's degree in Journalism, with a Sports Communication Certificate, and a second major in English. In 2006, Kristin received the Glenn Keever Scholarship and the Robin Clark Experience award from the UNC School of Journalism and Mass Communication.



Zack Bayrouy

Broadcaster, Radio

Born: Worcester, Mass.

Resides: Stockton, Calif.

Ports Service: Joined club in 2006.

Zack is entering his fifth season with the Ports and his sixth in professional baseball. The 2010 season will mark Zack's fourth as the Ports' radio play-by-play broadcaster.

Zack began his career in 2005, when he worked with the Florida Marlins and St. Louis Cardinals and their minor league teams at Roger Dean Stadium in Jupiter, Fla. He spent most of the season as the media coordinator for the Jupiter Hammerheads, the Marlins' Advanced-A affiliate. Prior to that, he worked as an editorial assistant in the business section of the *Boston Globe*, and as a counselor at the Antiochian Village summer camp in Ligonier, Penn.

Zack, a native of Worcester, Mass., earned his Bachelor of Arts degree in Journalism from Northeastern University in 2006.

Ports Front Office



Margaret Sacchet

Manager, Community Relations

Born: Evansville, Ind.

Resides: Stockton, Calif.

Ports Service: Joined club in 2010.

Margaret Sacchet joined the Ports as the Community Relations Manager in March 2010. She was born in Indiana and grew up in Pennsylvania and Tennessee. Margaret graduated from the University of Tennessee Knoxville with a Bachelor's of Science in Communication and majored in Journalism Electronic Media, Visual Communications.

Margaret got her start in sports in 2008 as the Public Relations Assistant for the Southern Professional Hockey League Knoxville Ice Bears in Knoxville, Tenn. She spent the 2008-2009 baseball season as the Public Relations Assistant for the Frederick Keys, the Single-A Advanced Affiliate of the Baltimore Orioles in Frederick, Md. She is a huge Philadelphia Phillies and Pittsburgh Penguins fan.



Ethan Bagen

Manager, Stadium Operations

Born: Atlanta, Ga.

Resides: Stockton, Calif.

Ports Service: Joined club in 2009.

Ethan Bagen joined the Ports as the Stadium Operations Manager in January 2009.

Bagen, a native of Atlanta, comes to the Ports after serving as the operations intern with the Burlington Royals in 2007 and as the operations intern with the Memphis Redbirds in 2008.

Bagen graduated from Elon University with a bachelor's degree in Sports Management in 2007.

Ports Front Office



Deborah Auditor

Office Manager

Born: Colorado Springs, Colo.

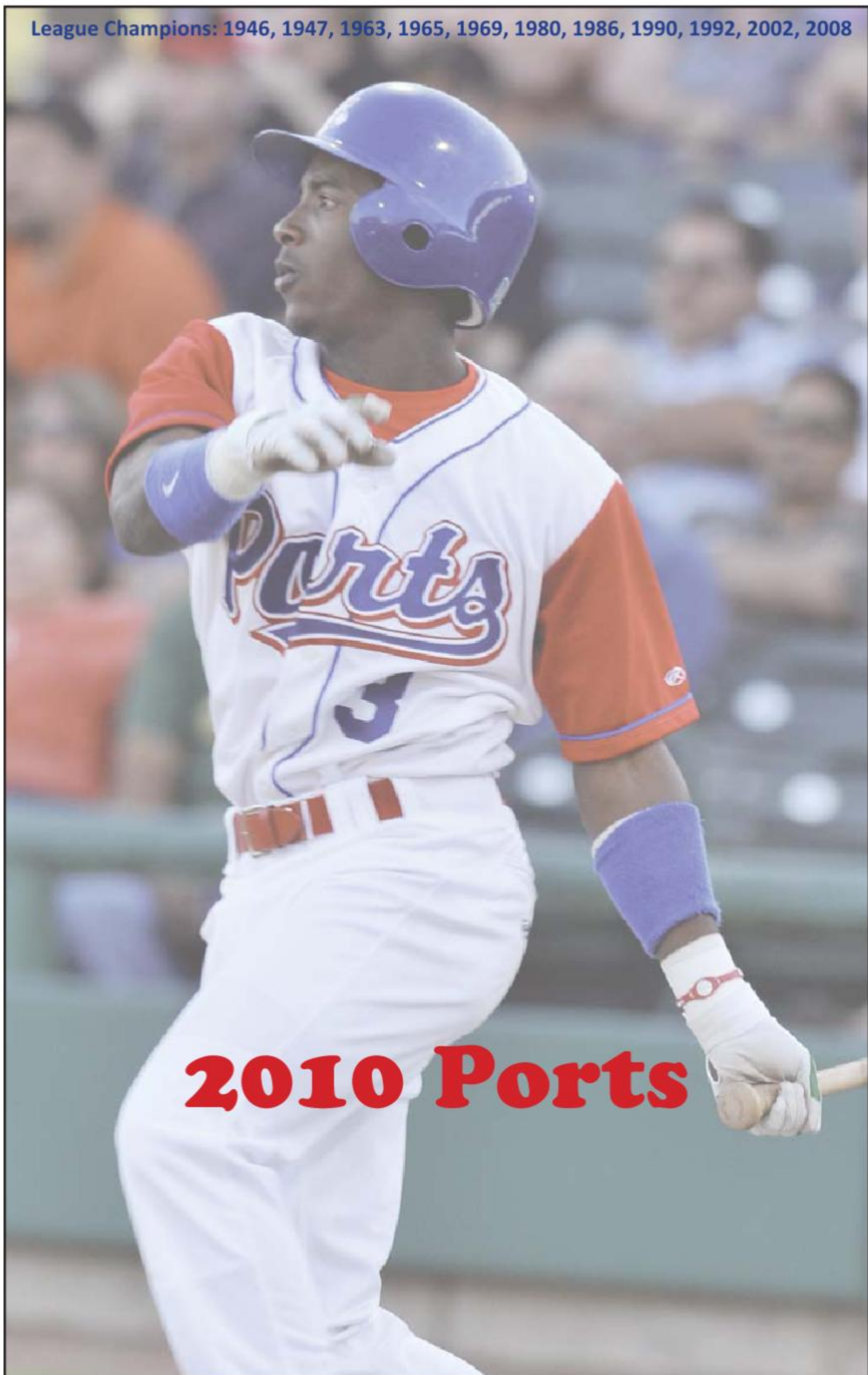
Resides: Manteca, Calif.

Ports Service: Joined club in 2006.

Deborah was born in Colorado Springs, Colo. but raised in Manteca, Calif. After graduating high school, Deborah was involved in community work for a couple of years. She also worked in the administrative offices for medical and construction companies. She joined the Stockton Ports in September 2006.

She resides in Manteca, Calif. with her husband, Che.

League Champions: 1946, 1947, 1963, 1965, 1969, 1980, 1986, 1990, 1992, 2002, 2008



2010 Ports

2010 Field Staff



Steve Scarsonsone
Manager

Born: Anaheim, Calif.
Resides: Scottsdale, Ariz.
Opening Day Age: 43

Steve Scarsonsone takes the helm of the Stockton Ports in 2010, after managing the Single-A Kane County Cougars in 2009. The 2009 season was Scarsonsone's first in the Oakland organization, after managing Single-A South Bend (2001-Midwest League) and Single-A Lancaster (2002, California League). He has a 209-207 record in three seasons overall as a manager. Scarsonsone led the Kane County Cougars to a 76-64 record and a playoff appearance. The Cougars finished the 2009 season third in the Western Division.

Scarsonsone, an infielder, played seven seasons in the Major Leagues, competing with Philadelphia (1992), Baltimore (1992), San Francisco (1993-96), St. Louis (1997) and Kansas City (1999). He enjoyed success with the Giants, having his best season in 1995, when he batted .266 with 11 home runs and 29 RBI. Scarsonsone was drafted by Philadelphia in the 2nd Round of the 1986 draft and spent six seasons in the minor leagues before his Major League debut in 1992 with the Phillies.

Scarsonsone resides in Scottsdale, Ariz. with his wife, Becki, and daughter Leah and son Ty.

2009 Playoffs: Kane County was defeated by Burlington 2-0 in quarterfinals.

2002 Playoffs: Lancaster was defeated by Lake Elsinore 2-0 in quarterfinals.

2001 Playoffs: South Bend defeated Michigan 2-0 in quarterfinals, defeated Dayton 2-0 in semifinals; final series was abandoned due to September 11, 2001 terrorist attacks.

Managerial Record

Year	Team	League	Record	Finish
2009	Kane County (A)	Midwest	76-64	1st/4th
2002	Lancaster (A)	California	63-77	5th/2nd
2001	South Bend (A)	Midwest	70-66	4th/3rd

2010 Field Staff



Tim Garland
Hitting Coach

Born: Baltimore, Md.
Resides: Danville, Va.
Opening Day Age: 39

Tim Garland returns for his fourth season with the Ports in 2010. Garland made his coaching debut in 2006 as the hitting coach at Kane County.

Garland played for 15 years as an outfielder in the minor leagues, after being drafted by the New York Yankees in 1989. During his career in the minors, he advanced as far as Double-A with the A's affiliate in Midland in 1999, after spending time with New York (1989-92), San Francisco (1996-98) and Baltimore (1998). Garland also played in the independent leagues from 1994-95. After spending a season at Midland, Garland spent the next three seasons splitting time between the Mexican League and independent leagues.

He compiled a .308 batting average while playing in the Mexican League for Campeche (2000), Tabasco (2001) and Reynosa (2002). His playing career ended in 2004, as he played for a variety of independent league teams.

Garland resides in Danville, Va.



Don Schulze
Pitching Coach

Born: Roselle, Ill.
Resides: Dixon, Ill.
Opening Day Age: 47

Don Schulze begins his second season as the club's pitching coach. A former first round draft pick (1980, Chicago Cubs), Schulze pitched for Chicago, Cleveland, San Diego and both the New York Yankees and Mets. Schulze made his coaching debut in 2006 with the A's Arizona Rookie League. He spent the 2007 and 2008 seasons as the pitching coach for Single-A Kane County.

As a major league pitcher, Schulze compiled a 15-25 record and a 5.47 career ERA while playing for the Chicago Cubs (1983-84), Cleveland (1984-86), New York Mets (1987), New York Yankees (1989) and San Diego (1989). Schulze pitched with the Orix Blue Wave in Japan from 1990-92, and ended his career with Minnesota's Triple-A affiliate in 1993.

Schulze resides in Dixon, Ill. with his wife, Jeanne, and daughters, Sarah and Madeline.

2010 Field Staff



Nate Brooks
Head Athletic Trainer

Born: Pickneyville, Ill.
Resides: Mesa, Ariz.
Opening Day Age: 29

Nate Brooks joins the Stockton Ports as the Head Athletic Trainer in 2010, after serving two seasons at Single-A Kane County as the Cougars' athletic trainer. He was only the second person (Justin Whitehouse) to hold that role since Kane County became an A's affiliate in 2003. Brooks served as the athletic trainer for South Africa in the second-ever World Baseball Classic in 2009.

A graduate of Auburn University, Brooks spent two seasons (2006-07) as the athletic trainer for the A's Short-A Vancouver Canadians and won the Northwest League Trainer of the Year award in 2007.



Thomas Shea
Strength and Conditioning Coach

Born: Killeen, Texas
Resides: Daphne, Ala.
Opening Day Age: 31

This will be Thomas' second season with the Stockton Ports and his second as a coach in professional baseball. Shea graduated from Enterprise High School where he played baseball for all four years. After graduating, he signed a two-year scholarship to play baseball at Enterprise State Junior College. After attending Enterprise State, he left the south to play baseball at Western Connecticut State University. In 2000, Thomas batted .259 with a double and 11 RBI in 14 games.

He attended and graduated from Troy University in Troy, Ala. with a bachelor's degree in Biology. He then attended Graduate School in Daphne, Ala. where he received two masters in Sport Medicine and Fitness Management.

After graduation, he worked at Athletes Performance in Gulf Breeze, Fla. where he trained several professional baseball players as well as college football players getting ready for the NFL combine.

2010 Players



Jeremy Barfield

Outfielder

Born: July 12, 1988 (Houston, Texas)

Resides: Spring, Texas

Opening Day Age: 21

Bats/Throws: R/R

Height/Weight: 6-5/243

Obtained: Selected in 8th Rd. of 2008 First-Year Player Draft

2009 Highlights: Spent the 2009 season with Kane County and was named to the 2009 Midwest League mid-season All-Star team...finished the season .262 with 23 doubles, two triples, eight home runs and 52 RBI...led the team in hits (106) and total bases (157)...ranked second on the team in doubles and RBI...he had a season-high 13-game hitting streak from July 29 to August 11, batting .364 with four doubles, a triple, a home run and seven RBI in that span...on May 12, he went 3x4 with a single-game career-high three home runs and seven RBI against Burlington.

Background: Ranked among Northwest League leaders in RBI (T-5th) and doubles (T-10th) in 2008...graduated from Klein HS (TX) and attended San Jacinto College...he was signed by Blake Davis...Barfield is the son of former major leaguer Jesse Barfield and is the younger brother of Josh Barfield.

Year	Club	Avg.	G	AB	R	H	2B	3B	HR	RBI	SH	SF	HP	BB	SO	SB	CS	SLG	OBP	E
2008	Vancouver	.271	69	251	28	68	17	0	3	41	2	1	1	26	42	5	3	.375	.341	5
2009	Kane County	.262	116	404	48	106	23	2	8	52	0	4	4	48	98	1	5	.389	.343	9



Trey Barham

Left-Handed Pitcher

Born: November 7, 1985 (Norfolk, Va.)

Resides: Portsmouth, Va.

Opening Day Age: 24

Bats/Throws: L/L

Height/Weight: 6-0/243

Obtained: Selected in 25th Rd. of 2008 First-Year Player Draft

2009 Highlights: Spent the 2009 season with Kane County...he made 28 appearances with a start, ending the season with a 4-1 record with 2 saves and a 1.24 ERA...he struck out 41 batters in 43.2 innings pitched, and walked just 11 batters...he held opposing batters to a .177 average...he pitched 3.0 innings or more thrice in 2009, and struck out a season-high five batters on June 16 against Cedar Rapids.

Background: In his first professional season in 2008, Barham finished the year 4-4 in 20 appearances and seven starts...he had a 3.46 ERA, 52.0 innings pitched and 36 strikeouts in 2008...graduated from Greenbrier Christian Academy (VA)...graduated from Virginia Military Institute...signed by Matt Ranson.

Year	Club	W	L	ERA	G	GS	CG	SHO	SV	IP	H	R	ER	HR	HB	BB	IBB	SO	WP	BK
2008	Vancouver	4	4	3.46	20	7	0	0	0	52.0	51	23	20	1	5	17	0	36	7	0
2009	Kane County	4	1	1.24	28	1	0	0	2	43.2	26	7	6	1	1	11	1	41	1	0

2010 Players



Jason Christian

Infielder

Born: June 16, 1987 (Cincinnati, Ohio)

Resides: Loveland, Ohio

Opening Day Age: 22

Bats/Throws: L/R

Height/Weight: 6-3/170

Obtained: Selected in 5th Rd. of 2008 First-Year Player Draft

2009 Highlights: Spent the 2009 season with Kane County...he finished the season with a .261 average, 12 doubles, four triples, seven home runs and 46 RBI...he was named to the 2009 Midwest League mid-season All-Star team...he ranked fourth in stolen bases among all A's minor leaguers with 28...he had a season and career-high 10-game hitting streak from June 13 to June 25, batting .421 with four doubles, four home runs and seven RBI...he also had a 27-consecutive game on-base streak from April 22 to May 20...collected a grand slam on April 15 versus Burlington.

Background: Was one of the team's top hitters with a .291 average, 16 doubles, a triple, four home runs and 24 RBI with Vancouver...ranked among Northwest League leaders in OBP (7th) in 2008...graduated from Loveland HS (OH) and attended the University of Michigan...he was signed by Rich Sparks.

Year	Club	Avg.	G	AB	R	H	2B	3B	HR	RBI	SH	SF	HP	BB	SO	SB	CS	SLG	OBP	E
2008	Vancouver	.291	62	213	27	62	16	1	4	24	1	1	2	39	65	13	1	.432	.404	18
	Kane County	.320	6	25	3	8	1	0	0	1	0	0	0	0	8	0	0	.360	.320	1
2009	Kane County	.261	86	330	51	86	12	4	7	46	3	3	1	41	69	28	3	.385	.341	13



Dusty Coleman

Infielder

Born: April 20, 1987 (Sioux Falls, S.D.)

Resides: Sioux Falls, S.D.

Opening Day Age: 22

Bats/Throws: R/R

Height/Weight: 6-2/200

Obtained: Selected in 28th Rd. of 2008 First-Year Player Draft

2009 Highlights: Opened the 2009 campaign with Kane County where he batted .254 with 22 doubles, four triples, eight home runs and 42 RBI...he was named to the 2009 Midwest League mid-season All-Star team...following the All-Star break, he was promoted to Stockton, where he batted .220 with four doubles, two triples a home run, and eight RBI in 26 games...he ranked ninth in stolen bases (20), tied for third in triples (six), and 10th in extra-base hits (41) among all A's minor leaguers in 2009...had a season-high seven-game hitting streak twice with Kane County, from April 11 to April 18 and again from June 10 to June 16.

Background: Collected eight doubles, a triple, a home run and 11 RBI in 26 games in 2008...he graduated from O'Gorman HS (SD)...he attended Wichita State University...signed by Yancy Ayres.

Year	Club	Avg.	G	AB	R	H	2B	3B	HR	RBI	SH	SF	HP	BB	SO	SB	CS	SLG	OBP	E
2008	AZL A's	.222	7	27	4	6	0	0	1	5	0	0	1	2	10	1	1	.333	.300	2
	Vancouver	.319	19	72	13	23	8	1	0	6	2	0	0	4	26	1	0	.458	.355	3
2009	Kane County	.254	93	346	56	88	22	4	8	42	0	0	8	40	115	18	8	.410	.345	24
	Stockton	.220	26	100	14	22	4	2	1	8	0	0	2	10	39	2	2	.330	.304	4

2010 Players



Scott Deal

Right-Handed Pitcher

Born: December 11, 1986 (Tacoma, Wash.)

Resides: University Place, Wash.

Opening Day Age: 23

Bats/Throws: R/R

Height/Weight: 6-3/198

Obtained: Selected in 5th Rd. of 2005 First-Year Player Draft

2009 Highlights: Deal spent his fifth season in professional baseball with Kane County, his third assignment with the club...Deal finished the year 1-3 with 3 saves and a 3.56 ERA in 41 appearances and 73.1 innings pitched...led team in appearances...combined for a shutout against Beloit on August 26 with Murphy Smith and Jose Guzman...he fanned a season-high four batters three times...he tossed a season-high 3.0 innings four times in 2009.

Background: Deal pitched in a career-high 32 games in 2008 with Kane County and made a career-high 25 starts in 2007...he ranked second in the Northwest League in wins with 8 in 2006...he graduated from Curtis HS (WA) in 2005...signed by Darren Watkins.

Year	Club	W	L	ERA	G	GS	CG	SHO	SV	IP	H	R	ER	HR	HB	BB	IBB	SO	WP	BK
2005	AZL A's	1	2	4.97	9	7	0	0	0	25.1	34	17	14	2	4	12	0	19	2	0
2006	Vancouver	8	4	3.91	15	15	0	0	0	76.0	73	37	33	3	8	17	0	35	2	0
2007	Kane County	7	10	4.29	27	25	1	0	0	149.0	183	82	71	10	10	38	1	74	3	2
2008	Kane County	6	6	4.73	32	17	0	0	1	121.2	131	69	64	19	4	40	2	86	6	0
2009	Kane County	1	3	3.56	41	1	0	0	3	73.1	68	34	29	3	9	20	0	53	4	0



Rashun Dixon

Outfielder

Born: August 27, 1990 (Jackson, Miss.)

Resides: Terry, Miss.

Opening Day Age: 19

Bats/Throws: R/R

Height/Weight: 6-2/210

Obtained: Selected in 10th Rd. of 2008 First-Year Player Draft

2009 Highlights: Spent his second full season in the minor leagues with Vancouver...he batted .214 with seven doubles, two home runs and 16 RBI in 57 games...collected a season-high four hits in five at-bats on August 7 against Yakima...ranked among Northwest League leaders in strikeouts (4th) in 2009 with 73.

Background: Ranked among Arizona League leaders in triples with 10 (T-1st), RBI with 42 (T-2nd) and home runs with 8 (3rd) in 2008, setting career highs in those categories...graduated from Terry HS (MS)...signed by Kelcey Mucker.

Year	Club	Avg.	G	AB	R	H	2B	3B	HR	RBI	SH	SF	HP	BB	SO	SB	CS	SLG	OBP	E
2008	AZL A's	.263	45	79	32	47	3	10	8	42	0	3	1	18	68	5	2	.525	.328	2
2009	Vancouver	.214	57	196	25	42	7	0	2	16	0	2	2	23	73	6	4	.281	.300	1

2010 Players



Hector Garcia
Right-Handed Pitcher

Born: October 22, 1985 (La Romana, Dominican Republic)

Resides: La Romana, Dominican Republic

Opening Day Age: 24

Bats/Throws: R/R

Height/Weight: 6-3/203

Obtained: Signed as non-drafted free agent on January 19, 2004

2009 Highlights: Garcia split the 2009 campaign between the AZL A's, Kane County Cougars and Stockton Ports...he went 0-1 in two appearances with Stockton, 0-0 with six appearances with Vancouver and 0-1 in seven starts with AZL...he totaled a career-high 41.1 innings pitched with 29 total strikeouts...he struck out a season-high five batters on August 22 against the AZL Angels...he tossed a season-high 5.0 innings twice in 2009.

Background: Garcia was signed by Bernardino Rosario and began his professional career in 2004...he set a career high in appearances (20) in 2007 and career high in strikeouts (27) in 2008.

Year	Club	W	L	ERA	G	GS	CG	SHO	SV	IP	H	R	ER	HR	HB	BB	IBB	SO	WP	BK
2004	DSL A's-2	0	2	5.57	11	4	0	0	0	21.0	18	17	13	0	5	16	1	17	6	3
2005	DSL A's 1	0	0	5.79	7	0	0	0	0	9.1	6	6	6	0	4	9	0	10	5	0
2006	DSL A's-2	3	2	3.63	13	1	0	0	1	17.1	18	13	7	0	2	17	0	15	5	0
2007	DSL A's-2	0	0	8.44	2	0	0	0	0	5.1	4	5	5	0	1	6	0	5	2	1
	AZL A's	0	2	5.94	18	0	0	0	0	33.1	25	24	22	2	7	20	1	31	7	2
2008	Vancouver	2	4	4.46	12	6	0	0	0	36.1	33	22	18	1	4	27	0	22	4	1
2009	Stockton	0	1	1.50	2	1	0	0	0	6.0	3	1	1	1	0	0	0	2	0	0
	Vancouver	0	0	10.13	6	4	0	0	0	16.0	24	20	18	0	2	13	0	9	7	1
	AZL A's	0	1	7.45	7	5	0	0	0	19.1	15	22	16	0	2	18	0	18	7	2



Leonardo Gil
Infielder

Born: August 18, 1987 (Barquisimeto, Lara, Venezuela)

Resides: Barquisimeto, Lara, Venezuela

Opening Day Age: 22

Bats/Throws: R/R

Height/Weight: 6-1/203

Obtained: Signed as non-drafted free agent on January 16, 2006

2009 Highlights: Gil split the 2009 season between Vancouver and Kane County...he batted .250 with a double, two triples and eight RBI in nine games with the Canadians...he batted .263 with eight doubles, a triple, a home run and 15 RBI in 53 games with Kane County...he compiled an eight-game hitting streak from July 10-19 with Kane County, batting .355 in that span with two doubles and two RBI.

Background: Gil was signed by Julio Franco.

Year	Club	Avg.	G	AB	R	H	2B	3B	HR	RBI	SH	SF	HP	BB	SO	SB	CS	SLG	OBP	E
2006	DSL A's-1	.308	50	182	26	56	4	1	0	15	0	1	2	13	32	3	1	.341	.359	11
2007	AZL A's	.257	39	140	22	36	5	4	0	20	1	0	2	14	39	5	2	.350	.333	13
2008	AZL A's	.235	23	81	10	19	6	0	1	10	1	2	2	12	19	2	0	.346	.340	9
	Vancouver	.208	25	72	5	15	3	0	1	8	1	2	3	10	29	1	1	.292	.322	4
2009	Kane County	.263	53	217	27	57	8	1	1	15	2	0	3	16	46	9	8	.323	.322	6
	Vancouver	.250	9	32	8	8	1	2	0	8	0	1	1	4	8	0	0	.406	.342	4

2010 Players



Grant Green

Infielder

Born: September 27, 1987 (Fullerton, Calif.)

Resides: Anaheim, Calif.

Opening Day Age: 22

Bats/Throws: R/R

Height/Weight: 6-3/180

Obtained: Selected in 1st Rd. of 2009 First-Year Player Draft

2009 Highlights: Green was selected in the first round (13th overall) of the 2009 First-Year Player draft...made his professional debut with Stockton on September 2 against Bakersfield, and finished the game 1x4 as the designated hitter...played in five games for the Ports and finished his first season with a .316 average, a double and three RBI...was named the A's third best prospect and Best Defensive Infielder by *Baseball America* prior to this season.

Background: Green graduated from Canyon HS (CA) and attended the University of Southern California, where he was a two-time All-Pac-10 selection...he had a .359 career average, 20 home runs and 102 RBI in 160 games and set a school record with 20 triples as a Trojan...he was also a member of the 2005 U.S. Junior National team...signed by JT Stotts.

Year	Club	Avg.	G	AB	R	H	2B	3B	HR	RBI	SH	SF	HP	BB	SO	SB	CS	SLG	OBP	E
2009	Stockton	.316	5	19	2	6	1	0	0	3	0	0	0	1	5	1	0	.368	.350	0



Jose Guzman

Right-Handed Pitcher

Born: November 5, 1987 (San Cristobal, Dominican Republic)

Resides: San Cristobal, Dominican Republic

Opening Day Age: 22

Bats/Throws: R/R

Height/Weight: 5-11/220

Obtained: Signed as non-drafted free agent on February 23, 2005

2009 Highlights: Split the 2009 season between Vancouver and Kane County...with Vancouver, Guzman posted a 0-1 record with six saves in nine appearances and compiled a 2.61 ERA with 11 strikeouts...with Kane County, Guzman posted a 2-1 record and four saves in 25 appearances and fanned 34 batters in 32.1 innings in Kane County...fanned a season-high seven batters on August 26 in 3.0 innings against Beloit...collected five consecutive saves from June 21 to July 14 with Vancouver...tossed a season-high 3.1 innings on September 7 against Quad Cities...ranked tied for seventh in saves in the A's farm system.

Background: Named to the Northwest League postseason All-Star team in 2008...ranked third in the A's farm system in saves in 2008 with 15...led the Northwest League in saves (15) and games pitched (30) in 2008...signed by Bernardino Rosario.

Year	Club	W	L	ERA	G	GS	CG	SHO	SV	IP	H	R	ER	HR	HB	BB	IBB	SO	WP	BK
2005	DSL A's-1	5	2	3.25	13	9	1	0	0	52.2	61	29	19	1	3	10	0	40	1	1
2006	DSL A's-2	1	1	3.72	2	2	0	0	0	9.2	10	5	4	0	1	0	0	5	1	0
	AZL A's	2	0	3.03	13	3	0	0	0	35.2	31	18	12	2	6	7	0	27	3	0
	Sacramento	0	0	13.50	1	0	0	0	0	0.2	3	1	1	0	0	0	0	0	0	0
2007	Stockton	1	3	6.91	7	5	0	0	0	28.2	36	23	22	4	3	15	0	15	3	1
	Vancouver	3	4	4.59	15	12	0	0	0	64.2	65	43	33	4	6	24	0	39	7	0
2008	Stockton	0	0	2.08	4	0	0	0	0	4.1	5	2	1	0	1	0	0	1	1	0
	Vancouver	2	2	2.25	30	0	0	0	15	36.0	34	14	9	1	2	12	2	38	3	0
2009	Kane County	2	1	5.01	25	0	0	0	4	32.1	34	19	18	2	0	11	0	34	1	0
	Vancouver	0	1	2.61	9	0	0	0	6	10.1	7	3	3	1	0	2	1	11	0	0

2010 Players



Shawn Haviland

Right-Handed Pitcher

Born: November 10, 1985 (Middletown, Conn.)

Resides: Farmington, Conn.

Opening Day Age: 24

Bats/Throws: R/R

Height/Weight: 6-1/209

Obtained: Selected in 33rd Rd. of 2008 First-Year Player Draft

2009 Highlights: Haviland spent his second season in professional baseball with Kane County...finished the year 6-11 with a 4.71 ERA and 121 strikeouts in 153.0 innings pitched...named to the Midwest League mid-season All-Star team...ranked ninth among all A's minor leaguers in ERA, fourth in strikeouts and second in innings pitched in 2009...finished tied for fourth in the Midwest League in strikeouts and losses...collected a season-high nine strikeouts on May 4 against South Bend and tossed a season-high 7.0 innings on May 21 against Wisconsin and on July 30 against Cedar Rapids...combined for a shutout win against Wisconsin on June 21 with Jason Ray and Justin Murray.

Background: Haviland ranked among Northwest League leaders in strikeouts (T-10) with 61 in 2008...graduated from Farmington HS...graduated from Harvard University...signed by Marc Sauer.

Year	Club	W	L	ERA	G	GS	CG	SHO	SV	IP	H	R	ER	HR	HB	BB	IBB	SO	WP	BK
2008	Vancouver	2	3	3.48	18	9	0	0	0	54.1	56	25	21	1	3	18	1	61	8	1
2009	Kane County	6	11	4.71	28	28	0	0	0	53.0	170	90	80	9	13	53	0	121	13	1



Franklin Hernandez

Infielder

Born: April 19, 1987 (San Pedro de Macoris, Dominican Republic)

Resides: San Pedro de Macoris, Dominican Republic

Opening Day Age: 22

Bats/Throws: R/R

Height/Weight: 6-3/209

Obtained: Signed as non-drafted free agent on December 17, 2003

2009 Highlights: Hernandez competed with Kane County in the 2009 season...he finished the year with a .225 average, 24 doubles, six triples, six home runs and 53 RBI in 121 games...he was tied for third in triples among all A's minor leaguers in 2009...led the team in doubles, triples, and RBI...he compiled an eight-game hitting streak from August 21 to 28, batting .394 with three doubles and five RBI in that span...collected a grand slam on June 21 against Wisconsin.

Background: Hernandez was named to the Arizona League postseason All-Star team in 2008...led the AZL in hits (71), total bases (110) and tied for the lead in doubles (17) in 2008...ranked third in the A's farm system in batting average (.316) in 2008...signed by Juan Eduardo Martinez.

Year	Club	Avg.	G	AB	R	H	2B	3B	HR	RBI	SH	SF	HP	BB	SO	SB	CS	SLG	OBP	E
2004	DSL A's-1	.194	48	134	9	26	4	0	0	7	1	0	2	14	42	1	2	.224	.280	-
2005	DSL A's-1	.205	61	176	15	36	6	3	5	23	3	1	0	17	60	8	1	.358	.273	-
2006	DSL A's-1	.270	45	152	22	41	9	2	1	14	1	3	1	19	40	2	2	.375	.349	8
2007	DSL A's-2	.273	5	22	2	6	1	0	0	2	0	1	0	3	4	1	0	.318	.346	2
	AZL A's	.222	21	63	8	14	4	0	1	7	2	0	3	2	22	1	0	.333	.279	0
2008	AZL A's	.316	55	225	29	71	17	5	4	36	0	2	4	18	61	1	1	.489	.373	6
2009	Kane County	.225	121	454	50	102	24	6	6	53	1	2	5	23	115	4	2	.344	.269	4

2010 Players



Brett Hunter
Right-Handed Pitcher

Born: June 27, 1987 (Westlake, Calif.)

Resides: Moorpark, Calif.

Opening Day Age: 22

Bats/Throws: R/R

Height/Weight: 6-4/215

Obtained: Selected in 8th Rd. of 2008 First-Year Player Draft

2009 Highlights: Hunter split his second professional season between Kane County, Vancouver and AZL A's...pitched a total of 56.0 innings in 29 games in 2009 with 64 strikeouts...he fanned a season-high eight batters in 2.2 innings on July 5 against Clinton.

Background: Graduated from Moorpark HS (CA) in 2005 was All-CIF as a senior after posting a 1.16 ERA...attended Pepperdine University and was 12-8 with a 3.46 ERA in three seasons with the Waves... was All-WCC as a freshman and was a *Collegiate Baseball* Freshman All-American after finishing 5-3 with 11 saves and a 2.83 ERA in 29 appearances in 2006...pitched for Team USA (Collegiate) following the season and was 2-0 with a 1.47 ERA and 26 strikeouts in 18.1 innings...signed by JT Stotts.

Year	Club	W	L	ERA	G	GS	CG	SHO	SV	IP	H	R	ER	HR	HB	BB	IBB	SO	WP	BK
2008	AZL A's	0	0	0.00	1	1	0	0	0	1.0	1	0	0	0	0	0	0	2	0	0
	Kane County	0	0	5.40	2	0	0	0	0	1.2	0	1	1	0	0	2	0	1	0	0
2009	Kane County	0	1	6.85	21	8	0	0	0	47.1	38	42	36	2	3	59	0	55	10	2
	Vancouver	0	0	7.20	4	0	0	0	0	5.0	10	5	4	0	0	3	0	4	0	0
	AZL A's	0	1	1.93	4	3	0	0	0	4.2	0	2	1	0	3	1	0	5	2	0



A.J. Huttenlocker
Left-Handed Pitcher

Born: August 5, 1986 (Buckley, Wash.)

Resides: Buckley, Wash.

Opening Day Age: 23

Bats/Throws: L/L

Height/Weight: 6-3/195

Obtained: Selected in 44th Rd. of 2009 First-Year Player Draft

2009 Highlights: Split the season between the AZL A's and the Kane County Cougars...with the AZL A's, he posted a 1-1 record with three saves and a 2.70 ERA in 10 appearances...with Kane County, he posted a 1-2 record with a 2.74 ERA in 13 appearances...he totaled 45 strikeouts in 36.1 innings in 2009...he fanned a season-high four batters on July 28 against Cedar Rapids...he tossed a season-high 3.0 innings thrice in 2009.

Background: Graduated from White River HS (WA)...attended Edmonds Community College...attended Missouri Western State University...named to All-MIAA First Team and Second Team Daktronics All-South Central Region in 2009...named MIAA Pitcher of the Week twice in 2009...signed by Kevin Mello.

Year	Club	W	L	ERA	G	GS	CG	SHO	SV	IP	H	R	ER	HR	HB	BB	IBB	SO	WP	BK
2009	Kane County	1	2	2.74	13	0	0	0	0	23.0	13	9	7	1	1	3	0	28	0	0
	AZL A's	1	1	2.70	10	0	0	0	3	13.1	14	6	4	0	1	1	0	17	1	0

2010 Players



Tyler Ladendorf

Infielder

Born: March 7, 1988 (Park Ridge, Ill.)

Resides: Des Plaines, Ill.

Opening Day Age: 22

Bats/Throws: R/R

Height/Weight: 6-0/210

Obtained: Acquired from Minnesota for O. Cabrera on July 31, 2009

2009 Highlights: Ladendorf was acquired by the A's from the Minnesota Twins in exchange for Orlando Cabrera and cash on July 31, 2009...he competed for the Elizabethton Twins, Beloit Snappers and Kane County Cougars in 2009...for Kane County, he batted .231 with four doubles, two triples, two home runs and 15 RBI...he posted a combined .275 average, 13 doubles, two triples, six home runs and 36 RBI in 2009...he posted two six-game hitting streaks in 2009, from July 12 to July 18 and August 15 to August 21.

Background: Ladendorf graduated from Maine West HS (IL) and attended Howard Community College...was the Minnesota Twins' second round draft pick in the 2008 First-Year Player Draft...originally signed by Marty Esosito.

Year	Club	Avg.	G	AB	R	H	2B	3B	HR	RBI	SH	SF	HP	BB	SO	SB	CS	SLG	OBP	E
2008	GCLTwins	.204	45	147	17	30	8	1	1	13	3	2	6	17	29	6	0	.293	.308	7
2009	Elizabethton	.410	17	61	18	25	7	0	4	17	0	1	1	11	7	1	0	.721	.500	4
	Beloit	.233	15	60	7	14	2	0	0	4	0	0	1	4	13	2	1	.267	.292	2
	Kane County	.231	35	130	13	30	4	2	2	15	2	0	3	10	19	2	2	.338	.301	10



Mitch LeVier

Outfielder

Born: January 12, 1988 (Whittier, Calif.)

Resides: Whittier, Calif.

Opening Day Age: 22

Bats/Throws: L/L

Height/Weight: 5-11/187

Obtained: Selected in 9th Rd. of 2008 First-Year Player Draft

2009 Highlights: LeVier spent his second season in professional baseball with Kane County...he finished the season with a .246 average, seven doubles, two home runs and 18 RBI...he compiled a season-long four-game hitting streak from April 15 to April 19...he totaled a season-high four RBI on April 18 against Cedar Rapids...collected his first professional home run on May 4 versus South Bend.

Background: LeVier graduated from California HS...attended Fullerton College...signed by Eric Martins.

Year	Club	Avg.	G	AB	R	H	2B	3B	HR	RBI	SH	SF	HP	BB	SO	SB	CS	SLG	OBP	E
2008	Vancouver	.241	50	170	15	41	7	1	0	12	5	1	1	9	52	4	2	.294	.282	0
2009	Kane County	.246	35	122	18	30	7	0	2	18	1	3	3	7	25	3	0	.352	.296	2

2010 Players



Justin Murray
Right-Handed Pitcher

Born: May 11, 1987 (Manhattan, Kan.)

Resides: Manhattan, Kan.

Opening Day Age: 22

Bats/Throws: R/R

Height/Weight: 6-4/225

Obtained: Selected in 29th Rd. of 2008 First-Year Player Draft

2009 Highlights: Split the 2009 season between Stockton and Kane County...he posted a 1-4 record in seven appearances (three starts) with a 6.04 ERA in Stockton...he fanned 19 batters and issued 11 walks in 25.1 innings for the Ports...with Kane County, Murray posted a 5-1 record with 12 saves and a 2.84 ERA...he struck out 45 and walked 14 in 44.1 innings for the Cougars...collected six consecutive saves in six save opportunities from July 1 to July 16...led the Cougars in saves...he fanned a season-high 6 batters in a season-high 5.2 innings for Stockton on April 30 against Visalia...finished tied for fourth in saves in the A's farm system in 2009...combined for shutout wins on June 14, June 21, July 8 and July 16.

Background: Graduated from Manhattan HS (KS)...attended Kansas State University...signed by Yancy Ayres.

Year	Club	W	L	ERA	G	GS	CG	SHO	SV	IP	H	R	ER	HR	HB	BB	IBB	SO	WP	BK
2008	AZL A's	0	1	1.69	3	1	0	0	0	10.2	6	5	2	1	1	2	0	7	0	0
	Midland	2	1	5.52	5	3	0	0	0	14.2	15	9	9	0	0	5	0	5	1	0
2009	Stockton	1	4	6.04	7	3	0	0	0	25.1	31	28	17	3	4	11	1	19	0	0
	Kane County	5	1	2.84	37	0	0	0	12	44.1	43	16	14	5	2	14	2	45	2	0



Dusty Napoleon
Catcher

Born: May 21, 1986 (Park Ridge, Ill.)

Resides: Wilmette, Ill.

Opening Day Age: 23

Bats/Throws: L/R

Height/Weight: 6-2/228

Obtained: Selected in 19th Rd. of 2007 First-Year Player Draft.

2009 Highlights: Napoleon spent the 2009 season with Kane County, his second career assignment with the Cougars...he finished the season with a .218 batting average, 12 doubles and 16 RBI in 78 games played...he set career-highs in games played (78) and walks (51)...he had a season-high five-game hitting streak from May 1 to May 14, batting .533 in that span with three doubles and four RBI.

Background: Graduated from New Trier HS (IL)...was named the 2004 *Chicago Sun-Times* Athlete of the Year...named central Suburban League Player of the Year as a senior...was named to the All-State team in football as a quarterback and broke the school career records for touchdown passes and passing yards...attended the University of Iowa...signed by Kevin Mello.

Year	Club	Avg.	G	AB	R	H	2B	3B	HR	RBI	SH	SF	HP	BB	SO	SB	CS	SLG	OBP	E
2007	Vancouver	.235	42	136	14	32	5	0	1	16	1	1	8	19	32	1	1	.294	.360	3
2008	Kane County	.205	16	44	3	9	1	0	0	3	0	1	1	9	12	0	1	.227	.345	2
	Vancouver	.244	61	209	29	51	12	1	2	28	3	1	2	41	41	0	0	.340	.372	9
2009	Kane County	.218	78	229	25	50	12	0	0	16	5	2	4	51	49	0	3	.271	.367	3

2010 Players



Juan Nunez

Catcher

Born: August 27, 1987 (Bani, Dominican Republic)

Resides: Bani, Dominican Republic

Opening Day Age: 22

Bats/Throws: R/R

Height/Weight: 6-1/210

Obtained: Signed as non-drafted free agent on February 1, 2006

2009 Highlights: Nunez spent his fourth season in professional baseball with Kane County...he finished the season with a .224 average, seven doubles, a home run and 10 RBI...set career highs in games played (51), runs (18), hits (36), doubles, RBI, and strikeouts (44)...he competed for the Estrellas de Oriente of the Dominican Winter League, where he went 4x8 in three games with a double and an RBI...compiled a season-high 10-game hitting streak from April 11 to April 24, batting .353 with two doubles, a home run and seven RBI in that span.

Background: Was assigned to Stockton for 11 games in 2008...signed by Bernardino Rosario.

Year	Club	Avg.	G	AB	R	H	2B	3B	HR	RBI	SH	SF	HP	BB	SO	SB	CS	SLG	OBP	E
2006	DSL A's-2	.184	15	38	7	7	0	0	1	3	0	0	0	7	7	1	1	.263	.311	1
	DSL A's-1	.282	34	110	17	31	3	0	0	9	2	0	1	8	22	1	0	.309	.336	4
2007	AZL A's	.188	21	69	7	13	1	1	0	5	1	0	0	15	22	0	3	.232	.333	2
2008	Stockton	.042	11	24	2	1	0	0	0	0	0	0	0	5	9	1	0	.042	.207	1
	Vancouver	.206	22	63	8	13	3	0	1	4	3	0	0	6	18	0	1	.302	.275	3
	Kane County	.333	7	21	3	7	0	0	0	1	1	0	1	2	5	0	0	.333	.417	1
2009	Kane County	.224	51	161	18	36	7	0	1	10	5	1	1	7	44	1	0	.286	.259	10



Gabriel Ortiz

Catcher

Born: November 7, 1985 (San Pedro de Macoris, Dominican Republic)

Resides: San Pedro de Macoris, Dominican Republic

Opening Day Age: 24

Bats/Throws: R/R

Height/Weight: 6-1/245

Obtained: Signed as non-drafted free agent on July 11, 2003

2009 Highlights: Ortiz spent time with Midland, Stockton and Vancouver in 2009...in eight games with Midland, he batted .280 with two doubles, a home run and eight RBI...in 12 games with Stockton, he batted .262 with two doubles and three RBI...in 26 games with Vancouver, he hit .255 with four doubles, a triple, a home run and 13 RBI...posted a season-high eight-game hitting streak with Vancouver from July 31 to August 16, batting .353 with two doubles, a triple, a home run and nine RBI...set season career highs in hits (43), doubles and RBI.

Background: Signed by Juan Eduardo Martinez.

Year	Club	Avg.	G	AB	R	H	2B	3B	HR	RBI	SH	SF	HP	BB	SO	SB	CS	SLG	OBP	E
2006	DSL A's-1	.211	7	19	3	4	1	0	0	2	1	0	0	5	7	0	1	.263	.375	0
	AZL A's	.268	20	71	11	19	2	1	3	15	1	0	0	3	17	2	0	.451	.297	6
2007	AZL A's	.147	23	68	7	10	3	1	1	6	1	0	0	6	23	2	0	.265	.216	4
2008	AZL A's	.256	26	86	9	22	5	2	1	16	0	2	1	3	25	0	1	.395	.283	5
2009	Midland	.280	8	25	4	7	2	0	1	8	0	2	0	5	2	0	0	.480	.259	3
	Stockton	.262	12	42	6	11	2	0	0	3	0	0	0	4	14	3	1	.310	.326	2
	Vancouver	.255	26	98	12	25	4	1	1	13	1	1	0	3	30	2	1	.347	.275	3

2010 Players



Ryan Ortiz

Catcher

Born: September 29, 1987 (San Pedro, Calif.)

Resides: San Diego, Calif.

Opening Day Age: 22

Bats/Throws: R/R

Height/Weight: 6-3/195

Obtained: Selected in 6th Rd. of 2009 First-Year Player Draft

2009 Highlights: In his first season of professional baseball, Ortiz was assigned to Vancouver...he ended the season with a .258 batting average, 12 doubles, a triple, four home runs and 24 RBI in 48 games...he finished the season tied with Ryne Jernigan for the team lead in doubles and home runs...collected his first two professional home runs in the same game on July 16 against Everett.

Background: Graduated from St. Augustine HS (CA)...attended Oregon State University...two-time Pac-10 Conference first team selection...named Pac-10 Player of the Week on March 25, 2008 and April 6, 2009...signed by Jim Coffman.

Year	Club	Avg.	G	AB	R	H	2B	3B	HR	RBI	SH	SF	HP	BB	SO	SB	CS	SLG	OBP	E
2009	Vancouver	.258	48	151	25	39	12	1	4	24	0	0	6	26	29	3	0	.430	.388	5



Mathieu Leblanc Poirier

Right-Handed Pitcher

Born: March 10, 1987 (Montreal, Quebec)

Resides: Laval, Quebec

Opening Day Age: 23

Bats/Throws: L/R

Height/Weight: 6-1/165

Obtained: Selected in 13th Rd. of 2008 First-Year Player Draft

2009 Highlights: Split the summer between Kane County and Stockton...with the Cougars, posted a 5-7 record in 14 appearances (13 starts)...fanned 49 batters and walked 29 in 69.2 innings with Kane County...for Stockton, posted an 0-3 record in 10 appearances (nine starts), and struck out 28 and walked 24 in 46.1 innings...his combined ERA (4.66) ranked eighth among all A's farmhands...struck out a season-high six batters on August 13 against Quad Cities...tossed a season-high 7.0 innings on July 8 against Burlington...set season career highs in appearances (24), innings pitched (116.0) and strikeouts (77)...combined with Jamie Richmond and Justin Murray for a shutout victory on July 8 against Burlington.

Background: LeBlanc Poirier attended College Ahuntsic...signed by Matt Higginson.

Year	Club	W	L	ERA	G	GS	CG	SHO	SV	IP	H	R	ER	HR	HB	BB	IBB	SO	WP	BK
2008	AZL A's	0	1	7.89	11	2	0	0	0	21.2	34	23	19	1	5	6	0	18	2	1
	Vancouver	1	0	0.93	6	0	0	0	0	9.2	4	1	1	0	1	7	0	9	1	0
2009	Kane County	5	7	4.13	14	13	0	0	0	69.2	71	40	32	3	11	29	0	49	14	1
	Stockton	0	3	5.44	10	9	0	0	0	46.1	42	31	28	7	9	24	1	28	8	1

2010 Players



Anvioris Ramirez

Left-Handed Pitcher

Born: March 10, 1988 (San Cristobal, Dominican Republic)

Resides: San Cristobal, Dominican Republic

Opening Day Age: 22

Bats/Throws: L/L

Height/Weight: 6-1/165

Obtained: Signed as non-drafted free agent on February 23, 2005

2009 Highlights: Ramirez split the 2009 season between Kane County and the AZL A's...with Kane County, he went 5-2 in nine appearances (all starts) with a 3.29 ERA...he posted a 1-1 record in six appearances (three starts) with a 4.56 ERA...he struck out 55 total batters in 75.2 total innings in 2009... he struck out a season-high six batters on July 2 against the AZL Dodgers and August 7 against Clinton... tossed a season-high 6.1 innings in back-to-back starts on August 7 versus Clinton and on August 12 against Clinton...he competed for the Tigres del Licey of the Dominican Winter League...for the Tigres del Licey, he tossed 1.1 innings in two appearances.

Background: Ramirez was signed by Bernardino Rosario.

Year	Club	W	L	ERA	G	GS	CG	SHO	SV	IP	H	R	ER	HR	HB	BB	IBB	SO	WP	BK
2005	DSL A's-1	1	6	5.45	12	6	0	0	0	38.0	47	30	23	2	1	10	2	22	1	0
2006	DSL A's-1	2	2	3.68	8	1	0	0	0	22.0	24	15	9	1	0	5	0	14	1	0
	DSL A's-2	1	3	3.52	7	6	2	0	0	38.1	42	18	15	1	3	1	0	27	2	0
2007	DSL A's-1	3	4	2.09	14	10	2	1	1	69.0	53	22	16	3	1	10	0	57	4	1
2008	DSL A's-1	1	0	1.13	2	2	0	0	0	8.0	3	1	1	0	0	0	0	10	1	0
	AZL A's	2	4	6.22	14	6	0	0	0	46.1	52	38	32	14	2	16	0	34	2	2
2009	Kane County	5	2	3.29	9	9	0	0	0	52.0	57	23	19	2	1	11	0	33	2	1
	AZL A's	1	1	4.56	6	3	0	0	0	23.2	27	14	12	1	1	7	0	22	3	2



Myrio Richard

Outfielder

Born: August 27, 1988 (Lake Charles, La.)

Resides: Lake Charles, La.

Opening Day Age: 21

Bats/Throws: R/R

Height/Weight: 6-3/190

Obtained: Selected in 9th Rd. of 2009 First-Year Draft

2009 Highlights: Richard split his first professional season between the AZL A's and Vancouver Canadians...with the AZL A's, he batted .308 with two doubles and two stolen bases...with Vancouver, he hit .255 with four doubles, two triples, a home run and 22 RBI...had a season-high six game hitting streak from July 16 to July 23, batting .333 with four RBI in that span...reached base on 12 consecutive away games from August 8 until the end of the season, posting a .318 average with a double, two triples and eight RBI in that span.

Background: Is the younger brother of Michael Richard, a former Ports player...graduated from Barbe HS (LA)...attended Prairie View A&M University...named 2008 Southwestern Athletic Conference Baseball All-Conference Player of the Year...signed by Armann Brown.

Year	Club	Avg.	G	AB	R	H	2B	3B	HR	RBI	SH	SF	HP	BB	SO	SB	CS	SLG	OBP	E
2009	Vancouver	.255	53	192	26	49	4	2	1	22	2	5	4	26	41	4	2	.313	.348	1
	AZL A's	.308	4	13	1	4	2	0	0	0	0	0	0	1	3	2	0	.462	.357	0

2010 Players



Bo Schultz
Right-Handed Pitcher

Born: September 25, 1985 (Dallas, Texas)

Resides: Dallas, Texas

Opening Day Age: 24

Bats/Throws: R/R

Height/Weight: 6-3/215

Obtained: Signed as non-drafted free agent on June 22, 2008

2009 Highlights: Schultz spent his second season in professional baseball with Vancouver...he finished the season with a 2-3 record with a 2.66 ERA...he struck out 48 batters in 44.0 innings pitched...he was named the 2009 Northwest League player of the week from August 31 to September 8, 2009...he struck out a season high six batters on September 1 against Everett...he pitched a season high 3.0 innings twice...led the team in appearances with 26...combined for a shutout victory on August 4 against Yakima and on August 24 against Salem-Keizer.

Background: Schultz graduated from Highland Park HS (TX)...graduated from Northwestern University.

Year	Club	W	L	ERA	G	GS	CG	SHO	SV	IP	H	R	ER	HR	HB	BB	IBB	SO	WP	BK
2008	AZL A's	4	3	5.24	14	7	0	0	0	44.2	43	33	26	0	1	25	0	30	5	1
2009	Vancouver	2	3	2.66	26	0	0	0	0	44.0	29	19	13	0	4	19	2	48	5	0



Josue Selenes
Right-Handed Pitcher

Born: October 8, 1985 (Neiba, Dominican Republic)

Resides: Barahona, Dominican Republic

Opening Day Age: 24

Bats/Throws: R/R

Height/Weight: 6-1/180

Obtained: Selected in Triple-A portion of Rule 5 draft, Dec. 11, 2008

2009 Highlights: In his first season in the A's organization, Selenes competed for Kane County...he finished the season with a 6-1 record and one save in 33 appearances...he posted a 3.34 ERA with 48 strikeouts in 56.2 innings...he struck out a season-high five batters on August 13 versus Quad Cities...tossed a season-high 3.1 innings on April 19 against Cedar Rapids.

Background: Originally signed by the New York Yankees as a non-drafted free agent on March 17, 2004.

Year	Club	W	L	ERA	G	GS	CG	SHO	SV	IP	H	R	ER	HR	HB	BB	IBB	SO	WP	BK
2004	DSL Yankees	0	2	2.25	11	8	0	0	0	40.0	40	24	10	1	4	25	0	30	4	1
2005	GCL Yankees	3	2	5.19	12	3	0	0	1	26.0	26	16	15	1	0	10	0	22	2	0
2006	GCL Yankees	1	1	3.68	9	1	0	0	1	14.2	15	7	6	1	0	2	0	16	1	0
2007	DSL Yankees	2	0	2.65	10	4	0	0	0	34.0	22	14	10	1	4	7	0	28	2	0
	GCL Yankees	0	0	0.00	7	0	0	0	2	9.2	5	0	0	0	0	3	0	11	0	0
	Staten Island	0	0	4.50	2	0	0	0	0	2.0	3	1	1	0	0	0	0	2	0	0
2008	Tampa	1	1	2.84	4	0	0	0	1	6.1	5	2	2	0	0	3	1	5	1	0
	Staten Island	5	1	2.48	20	0	0	0	2	29.0	22	8	8	0	1	11	2	28	1	0
2009	Kane County	6	1	3.34	33	0	0	0	1	56.2	51	26	21	2	1	23	0	48	8	2

2010 Players



Kenny Smalley
Right-Handed Pitcher

Born: June 25, 1987 (Geneva, Ill.)

Resides: Mt. Morris, Ill.

Opening Day Age: 22

Bats/Throws: R/R

Height/Weight: 6-2/226

Obtained: Selected in 24th Rd. of 2008 First-Year Player Draft

2009 Highlights: Smalley spent his second professional season with Kane County...he finished 9-8 with a 2.73 ERA and 119 strikeouts in 131.2 innings...named to the 2009 Midwest League mid-season and post-season All-Star teams...finished second in the Midwest League in ERA and seventh in strikeouts...he issued the seventh most walks in the league...led all A's minor leaguers in ERA and ranked fifth in strikeouts, tied for seventh in wins and ranked ninth in innings pitched in 2009...struck out a season-high nine batters on May 28 against Great Lakes...tossed a season-high 7.0 innings on June 13 against Wisconsin and on July 22 against Fort Wayne...posted a five-game winning streak from April 26 to June 8.

Background: Graduated from St. Charles HS (IL)...attended Delta State University...signed by Kelcey Mucker.

Year	Club	W	L	ERA	G	GS	CG	SHO	SV	IP	H	R	ER	HR	HB	BB	IBB	SO	WP	BK
2008	Vancouver	5	1	3.07	20	0	0	0	1	29.1	19	11	10	2	1	12	0	34	3	0
2009	Kane County	9	8	2.73	29	21	0	0	0	131.2	109	49	30	6	9	60	1	119	9	0



Murphy Smith
Right-Handed Pitcher

Born: August 25, 1987 (Clifton Park, N.Y.)

Resides: Clifton Park, N.Y.

Opening Day Age: 22

Bats/Throws: R/R

Height/Weight: 6-3/210

Obtained: Selected in the 13th Rd. of the 2009 First-Year Player Draft

2009 Highlights: Smith competed for the AZL A's, Vancouver and Kane County in his first season...he put up an 0-1 record in three appearances for the AZL A's...he posted an 0-0 record in one appearance for Vancouver...he went 2-2 in nine appearances for Kane County...he totaled 40 strikeouts and 18 walks in 46.0 innings in 2009...he struck out a season-high five batters three times in 2009...he tossed a season high 6.0 innings on August 10 against Clinton.

Background: Graduated from Shenendehowa HS (NY)...attended Binghamton University...was the America East Conference Pitcher of the Year in 2009 at Binghamton after leading the league in wins (7), strikeouts (84), and ERA (3.12)...signed by Marc Sauer.

Year	Club	W	L	ERA	G	GS	CG	SHO	SV	IP	H	R	ER	HR	HB	BB	IBB	SO	WP	BK
2009	Kane County	2	2	4.75	9	9	0	0	0	36.0	40	19	19	2	1	17	0	31	1	0
	Vancouver	0	0	0.00	1	1	0	0	0	4.0	2	1	0	0	0	1	0	5	0	1
	AZL A's	0	1	6.00	3	2	0	0	0	6.0	6	4	4	1	1	0	0	4	0	0

2010 Players



Paul Smyth
Right-Handed Pitcher

Born: April 1, 1987 (Templeton, Calif.)

Resides: Atascadero, Calif.

Opening Day Age: 23

Bats/Throws: R/R

Height/Weight: 6-0/200

Obtained: Selected in 35th Rd. of 2009 First-Year Player Draft

2009 Highlights: In his first professional season, Smyth pitched for Vancouver and Kane County...for Vancouver, he went 1-0 with nine saves in 20 appearances...for Kane County, he went 1-0 with two saves in five appearances...he totaled 25 saves, 44 strikeouts and four walks in 36.1 innings in 2009...he ranked sixth in saves among all A's minor leaguers in 2009...he fanned a season-high four batters on July 31 against Boise and tossed a season-high 2.1 innings on July 14 against Boise...led the team in saves and save appearances, converting each opportunity into a save.

Background: Graduated from Atascadero HS (CA)...attended University of Kansas...selected All-Big 12 Honorable Mention as well as Academic All-Big 12 in 2007 and 2008...signed by Yancy Ayres.

Year	Club	W	L	ERA	G	GS	CG	SHO	SV	IP	H	R	ER	HR	HB	BB	IBB	SO	WP	BK
2009	Kane County	1	0	0.00	5	0	0	0	2	7.0	2	0	0	0	0	0	0	7	0	0
	Vancouver	1	0	0.00	20	0	0	0	9	29.1	12	0	0	0	1	4	1	37	0	0



Michael Spina
Infielder

Born: December 17, 1986 (Newberry, Fla.)

Resides: Newberry, Fla.

Opening Day Age: 23

Bats/Throws: R/R

Height/Weight: 6-0/215

Obtained: Selected in 11th Rd. of 2009 First-Year Player Draft

2009 Highlights: Split his first professional season between the AZL A's and Kane County Cougars...he batted .500 in two games with a double for the AZL A's...he hit .255 with 10 doubles, seven home runs and 28 RBI for Kane County...he had a seven-game hitting streak from July 26 to August 1, batting .357 with two doubles, two home runs and six RBI in that span.

Background: Graduated from Newberry HS (FL)...attended Florida Community College...attended University of Cincinnati...signed by Rich Sparks.

Year	Club	Avg.	G	AB	R	H	2B	3B	HR	RBI	SH	SF	HP	BB	SO	SB	CS	SLG	OBP	E
2009	Kane County	.255	52	184	21	47	10	0	7	28	0	5	5	25	48	1	0	.424	.351	10
	AZL A's	.500	2	6	1	3	1	0	0	0	0	0	0	0	0	0	0	.667	.500	2

2010 Players



Daniel Thomas
Right-Handed Pitcher

Born: February 10, 1986 (Tampa, Fla.)

Resides: Lakeland, Fla.

Opening Day Age: 24

Bats/Throws: R/R

Height/Weight: 6-2/203

Obtained: Selected in 13th Rd. of 2008 First-Year Player Draft

2009 Highlights: In his second professional season, Thomas pitched for the AZL A's, Kane County and Stockton...for the AZL A's, he posted an 0-0 record in two appearances...for Kane County, he went 0-1 with four saves in 15 appearances, with 23 strikeouts in 20.2 innings...for Stockton, he put up a 0-1 record and one save in five appearances, with six strikeouts in 3.1 innings...struck out a season-high three batters on August 3 against Wisconsin...threw a season-high 2.0 innings six times.

Background: Attended the University of South Florida...signed by Trevor Schaffer.

Year	Club	W	L	ERA	G	GS	CG	SHO	SV	IP	H	R	ER	HR	HB	BB	IBB	SO	WP	BK
2008	Vancouver	2	1	2.41	13	0	0	0	0	18.2	11	5	5	0	1	9	0	20	0	0
2009	Stockton	0	1	13.50	5	0	0	0	1	3.1	7	7	5	2	0	3	0	6	0	0
	Kane County	0	1	5.23	15	0	0	0	4	20.2	22	12	12	0	1	12	3	23	0	0
	AZL A's	0	0	4.50	2	1	0	0	0	2.0	1	1	1	0	0	1	0	2	0	0



Christian Vitters
Infielder

Born: June 26, 1985 (Anaheim, Calif.)

Resides: Anaheim, Calif.

Opening Day Age: 24

Bats/Throws: L/R

Height/Weight: 6-2/198

Obtained: Selected in 10th Rd. of 2006 First-Year Player Draft

2009 Highlights: Spent the 2009 season with Stockton...finished the season with a .216 batting average with 12 doubles, five triples, eight home runs and 39 RBI...collected a season-high five hits in six at-bats on June 4 against High Desert, with a home run and four RBI in the 21-inning game...collected a season-high four RBI twice...had two six-game hitting streaks...set career highs in hits (66), triples, home runs, RBI and stolen bases (4).

Background: Graduated from Cypress HS (CA)...attended Fresno State...signed by Rick Magnante.

Year	Club	Avg.	G	AB	R	H	2B	3B	HR	RBI	SH	SF	HP	BB	SO	SB	CS	SLG	OBP	E
2006	Vancouver	.244	12	45	3	11	4	1	0	7	0	1	0	4	9	1	0	.378	.300	4
2007	Kane County	.227	86	286	34	65	14	1	5	29	1	1	2	30	81	3	1	.336	.304	19
2008	Kane County	.257	33	113	16	29	4	0	2	15	1	5	2	13	28	2	1	.345	.331	7
2009	Stockton	.216	82	305	33	66	12	5	8	39	6	3	3	25	80	4	2	.367	.280	17



2009 In Review

2009 Season In Review

After securing their 11th California League Championship in 2008, the Stockton Ports team looked to defend their crown in 2009. But while their hopes were high, the Ports struggled in the first half of the season. Stockton finished the first half of the season 25-45 (.357), which is the Ports' worst half-season record since finishing 23-47 (.329) in the second half of the 1999 season. The last time the Ports finished the first half with a winning percentage less than .400 was in 1961, when they finished 21-48 with a .304 winning percentage.

But Stockton was able to turn things around in the second half, playing over .500 baseball, and making a run for a playoff spot. The Ports were second to the San Jose Giants for a majority of the second half, but faded on their last two road trips of the season, to fall out of the playoff chase. The success in the second half could be credited to the addition of prospects from Single-A Kane County, including Steve Kleen, Grant Desme, Dusty Coleman, Anthony Capra and Ben Hornbeck.

The Ports finished the second half of the season with a 36-34 record, and a 61-79 overall record. The Ports finished the season in last place in the North Division. The Ports ended the year third in the California League with a 4.15 team ERA and first in the league with 1,268 strikeouts. Yusuf Carter finished the year ranked among league batting leaders with a .318 average, 14 home runs and 52 RBI.

The Ports announced prior to the season finale that Grant Desme was selected as the 2009 Ports Player of the Year. Grant Desme joined the team following the All-Star Break from Single-A Kane County, and his outstanding performance earned him 2009 Ports Player of the Year honors. In 62 games with the Ports, Desme posted a .304 batting average, with 12 doubles, four triples, 20 home runs and 51 RBI. Desme led the team in home runs and was third on the team in RBI. Desme, in fact, led the A's farm system with 31 total home runs, and ranked among Oakland organization leaders with 89 total RBI and 40 stolen bases this season.

The Ports also welcomed the First and Second Round Draft picks from 2008, INF Jemile Weeks and RHP Tyson Ross. Both succeeded in Stockton, and earned promotions to Double-A Midland. Weeks had a 22-game hitting streak, the second longest in the League, to begin his season with the Ports. OF Matt Spencer and INF Alex Valdez were also both promoted to Midland in the first half of the season, finding continued success. The Ports also welcomed the Oakland A's First Round (13th overall) draft pick from 2009, INF Grant Green in the last homestand of the season. Green made his professional debut with the Ports on Wednesday, September 2.

The Ports featured several Oakland A's farm system leaders on their squad this season. Carlos Hernandez led the organization with 15 victories—including nine with the Ports. Pedro Figueroa ended the season with 13 victories, second in the organization. Mickey Storey collected nine of his organization-leading 18 saves with the Ports in 2009. Three of the top five strikeout kings competed with the Ports last summer. Anthony Capra finished the 2009 campaign with 170 strikeouts, while Ben Hornbeck had 159 strikeouts and Pedro Figueroa fanned 145 batters. Ports Player of the Year Grant Desme totaled 31 home runs—20 with Stockton—to lead the Oakland organization in that category. He also ranked among farm system leaders with 89 RBI and 40 stolen bases. Yusuf Carter and Steve Kleen ranked among the top 10 batters in the system, with a .318 and .312 average respectively.

Highlights of the 2009 Stockton Ports Season

Walk-Off Winner— It came down to a nail-biting finish, but the Ports walked off the Banner Island Ballpark diamond victorious. With two out and two on in the bottom of the ninth, OF Matt Spencer lifted the Ports to a 8-7 walk-off win against Rancho Cucamonga on Friday, May 8 with a monster shot over the Jackson Rancheria Back Porch. The Ports came back from a 6-2 deficit after five innings, and chiseled away at the Quakes' lead in the late innings before Spencer's home run buried Rancho Cucamonga, and gave Stockton their second walk-off win of the season. It was their first walk-off home run victory of the year.

No-Hitting Hernandez—In his seventh start of the season for Stockton, LHP Carlos Hernandez got the better of the Inland Empire 66ers at Arrowhead Credit Union Park. Hernandez, on the heels of two straight losses, was in dire need of a good outing when he took the hill on Wednesday, May 12 in San Bernardino. Hernandez didn't just have a good outing—he was brilliant. Hernandez did not allow a hit in his six innings of work, striking out eight and helping the Ports to a 2-0 win. The Ports' no-hit bid ended in the eighth as reliever Justin Friend allowed a single to Steven Caseres.

Break out the Fan—LHP Ben Hornbeck headed into the game at home on Friday, May 22 as one of the best pitchers in the Oakland organization, with a 4-0 record and a 1.24 ERA in seven games with Kane County. In his debut with the Ports, Hornbeck proved that he could put up some impressive numbers in the California League as well as the Midwest League. He struck out an individual and team season-high 12 batters in 6.0 innings, and held the Visalia Rawhide to just one hit and one walk in the game. He struck out the side in two consecutive innings, and fanned eight of the last nine batters he faced.

No. 1 Pick Delivers—INF Jemile Weeks arrived in Stockton on May 27, and made his presence known immediately. Weeks, the A's 1st Round (12th overall) selection in the 2008 First-Year Player Draft, started off the season by hitting safely in each of the first 22 straight games he played in. He batted .400 (36x90) with five doubles, a triple, seven home runs and 23 RBI in that span. He posted six multi-RBI games in the streak as well. It was the longest hitting streak by a Ports player in 2009. He was also only one of two California Leaguers with a 20+ game hitting streak. James

2009 Season In Review

McOwen of High Desert compiled a 45-game hitting streak, from May 10 to July 8.

Good Luck Breaking This Record—The Stockton Ports played in the longest game in California League history—a 7-hour, 34-minute long contest, and lost to the High Desert Mavericks, 7-6, in 21 innings. The game originally began at 7:05 p.m. on Thursday, June 4 and wrapped up on Friday, June 5. The game was the longest the Ports played all season, in terms of both innings and duration. The game had to be called just after five hours and 14 innings of play Thursday night because of a California League rule that stipulates that no inning can be started after midnight. Play resumed at 6:05 p.m. on Friday, prior to their regularly scheduled game. The previous League record for longest game (in terms of duration) was seven hours, for a 22-inning game between Bakersfield and Visalia, which was on June 19 and 20, 1971. Visalia won, 11-9, at home in that game. That game was also suspended by umpires due to a curfew rule.

Celebrating Independence—The Ports hosted their annual Independence Day Celebration on July 3, welcoming 6,075 fans to Banner Island Ballpark. The Ports hosted a Fireworks Extravaganza that lit up the Downtown Stockton skyline following an exciting 6-2 victory against archrival San Jose on Friday, July 3. The Ports nearly matched their single game attendance record of 6,285, which was set on July 3, 2008. The Ports had some in-game fireworks as Grant Desme and Frank Martinez homered in the July 3 game. LHP Ben Hornbeck allowed just two hits—both singles—and two runs in 5.0 innings. He struck out six.

Break out the Brooms—The Stockton Ports were locked in a pitcher's duel with the San Jose Giants on Thursday, July 30, and tough pitching enabled the Ports to edge the Giants, 4-3, at Banner Island Ballpark. The victory sealed the sweep for the Ports, giving the Giants their first losing sweep of the season. The Giants had not been swept since dropping a three-game set at Lancaster from July 16-18, 2008. It was the second winning sweep of the year for the Ports. Stockton starter Carlos Hernandez had another great outing, allowing one run on four hits in 6.2 innings of work. Reliever Justin Friend picked up his fifth save of the season, knuckling down on the Giants in the ninth frame.

Welcoming 1 Millionth Fan on July 30—Randy Friend, a native of Manteca, Calif., admitted that he's never won anything—at least before becoming the one millionth fan to enter the gates of Banner Island Ballpark. But Friend certainly walked away from the gates with more than a Section 112 ticket to the Thursday, July 30 Ports game against the San Jose Giants. The Ports put together a gift basket for the one millionth fan, including two tickets to Las Vegas, courtesy of Allegiant Air, an autographed 2009 Ports team baseball, CDs from Bob Dylan, John Mellencamp and Willie Nelson, and much more.

Close to Perfect—July 31 belonged to Ports starter Daniel Haigwood. In his second start since

being added to the Stockton roster from Double-A Midland, the southpaw retired the first 19 batters he faced, taking him one out into the seventh. Haigwood's bid for perfection was broken up by a solo home run by Modesto Nuts shortstop Hector Gomez, a hit that proved to be the only blemish on the night for both Haigwood and Derrick Gordon, who tossed a perfect final two innings to end the ballgame. Stockton's offense came through with plenty of support as the Ports earned their fourth straight win, beating the Nuts by a final of 7-1 on Friday, July 31.

Piling on the Ks—The Stockton pitchers put forth a tremendous effort, striking out 22 Lake Elsinore batters as the Ports came from behind to win, 6-5, in 10 innings on August 4 at Banner Island Ballpark. Stockton pitchers came within two strikeouts of matching a California League record (22) for most strikeouts in a nine-inning game. Starter Anthony Capra fanned nine in 4.2 innings, while Derrick Gordon struck out six, Nick Walters added four strikeouts, and winning pitcher Mickey Storey collected four strikeouts in the contest. The Ports totaled 14 hits in the game, and Wichita State product Dusty Coleman secured the victory for Stockton with the game-winning RBI single in the tenth inning.

Gordon Does it All—In a game that went 14 innings and featured 46 combined strikeouts, Ports reliever Derrick Gordon delivered the clutch game-winning hit with two outs in the bottom of the 14th, and was also the game's winning pitcher in Stockton's epic 2-1 win over the Bakersfield Blaze on August 24. With two down in the 14th inning, Grant Desme reached on a single to center and subsequently stole second, getting into scoring position for Gordon who'd just pitched a perfect 13th inning. Gordon, on a 2-1 pitch, hit a ball into the gap in right-center field for a double, scoring Desme and putting the Ports up 2-1. It was Gordon's first professional hit, and ultimately one that won the game for both himself and the team. Stockton and Bakersfield combined for 46 strikeouts in the game, falling seven shy of matching a California League record for an extra-inning game set on August 31, 1966 in a game between Lodi and Reno, a game that went 23 innings. Both teams set season-high totals in strikeouts. Every pitcher in the game had at least one strikeout.

Green Makes Pro Debut—The Port totaled just five hits in the 2-0 loss against Bakersfield on September 2, including a single by designated hitter Grant Green. Green, the Oakland A's First Round draft pick (13th overall) from the 2009 First Year-Player Draft, made his professional debut on September 2 with the Stockton Ports. The University of Southern California product was activated prior to the game on Wednesday. Green struck out in his first at-bat in the second frame and singled in the fifth inning. He finished Wednesday's game 1-for-4.

2009 Team Roster

Name	Pos.	B	T	Ht.	Wt.	Birthdate	Birthplace	G
Adames, Jo selito	RHP	R	R	6'3"	175	10/26/1988	Elias Pina, DR	1
Affronti, Michael	INF	R	R	6'2"	195	2/13/1984	Brooklyn, NY	14
Barton, Daric	INF	L	R	6'0"	220	8/16/1985	Springfield, VT	1
Bell, Kristian	RHP	R	R	6'0"	185	1/11/1984	Houston, TX	5
Capra, Anthony	LHP	L	L	6'1"	200	4/3/1987	Arvado, CO	9
Carignan, Andrew	RHP	R	R	5'11"	205	7/23/1986	New London, CT	2
Carter, Yusuf	C	R	R	6'2"	205	2/6/1985	New York, NY	91
Casilla, Santiago	RHP	R	R	6'0"	200	7/25/1980	San Cristobal, DR	1
Chen, Yung Chi	INF	R	R	5'11"	170	7/13/1983	Taitung County, Taiwan	0
Cobb, Larry	INF	R	R	5'9"	179	7/10/1985	Bradenton, FL	21
Coleman, Dusty	INF	R	R	6'2"	185	4/20/1987	Sioux Falls, SD	26
Copeland, Ben	OF	L	L	6'1"	190	12/17/1983	Bradford, PA	2
Cramer, Bobby	LHP	L	L	6'1"	190	10/28/1979	Anaheim, CA	2
Currin, Pat	RHP	R	R	6'0"	188	5/12/1984	Durham, NC	21
Desme, Grant	OF	R	R	6'2"	205	4/4/1986	San Luis Obispo, CA	62
Dowling, Greg	INF	L	L	6'3"	231	11/15/1983	Marietta, GA	14
Duchscherer, Justin	RHP	R	R	6'3"	200	11/19/1977	Aberdeen, SD	1
Ellis, Mark	INF	R	R	5'11"	195	6/6/1977	Rapid City, SD	2
Espinal, Leonardo	RHP	R	R	6'3"	226	2/6/1984	San Jose, DR	28
Figueroa, Pedro	LHP	L	L	6'1"	165	11/23/1985	Santo Domingo, DR	11
Friend, Justin	RHP	R	R	6'1"	200	6/21/1986	Tracy, CA	43
Garcia, Hector	RHP	R	R	6'3"	160	10/22/1985	La Romana, DR	2
Gordon, Derrick	LHP	L	L	5'9"	185	10/16/1983	Beaumont, TX	39
Green, Grant	INF	R	R	6'3"	170	9/27/1987	Anaheim Hills, CA	5
Haigwood, Daniel	LHP	R	L	6'2"	215	11/19/1983	Batesville, AR	8
Hernandez, Carlos	LHP	L	L	5'11"	155	3/4/1987	Santa Clara, CA	19
Hodsdon, Scott	RHP	R	R	6'1"	185	5/31/1985	Glendora, CA	27
Hornbeck, Ben	LHP	R	L	6'5"	180	7/22/1987	Phoenix, AZ	21
Hunton, Jon	RHP	R	R	6'9"	250	11/30/1982	Plainfield, NJ	13
Italiano, Craig	RHP	R	R	6'4"	210	7/22/1986	Cleveland, OH	16
Johnson, Todd	OF	L	L	6'1"	202	12/17/1984	Jackson, MS	110
Ka'aihue, Kala	OF	R	R	6'2"	230	3/29/1985	Kailua, HI	18
Keough, Shane	OF	S	R	6'3"	196	9/11/1986	Los Angeles, CA	122
Kerfoot, Chad	RHP	R	R	6'0"	185	4/1/1985	Annapolis, MD	13
Kleen, Steve	INF	R	R	6'4"	200	5/21/1983	Redlands, CA	70
Leblanc Poirier, Mathieu	RHP	L	R	6'1"	175	3/10/1987	Laval, Canada	10
Love, Dante	C	R	R	5'11"	195	4/8/1987	San Diego, CA	12
Madsen, Michael	RHP	R	R	6'0"	160	11/29/1982	Mayfield, OH	1
Martinez, Frank	INF	S	R	6'0"	164	7/19/1985	Santo Domingo, DR	118
Mitchell, Jermaine	OF	L	L	6'0"	205	11/2/1984	Naples, TX	124
Mitchinson, Scott	RHP	R	R	6'3"	185	12/28/1984	Perth, Australia	9
Murray, Justin	RHP	R	R	6'4"	200	5/11/1987	Manhattan, KS	7
Ortiz, Gabriel	C	R	R	6'1"	215	11/7/1985	San Pedro de Macoris, DR	12
Padron, Raul	C	L	R	6'0"	195	9/17/1984	Los Teques, Venezuela	41
Pena, Jorge	RHP	R	R	6'6"	226	12/31/1988	Salcedo, DR	1
Putnam, Danny	OF	L	L	5'10"	200	9/17/1982	Scott Air Force Base, IL	3
Ramos, Julio	LHP	L	L	6'1"	158	2/13/1988	Jarabacoa, DR	2
Ray, Jason	RHP	R	R	5'11"	195	7/14/1984	Albuquerque, NM	24
Richard, Michael	INF	R	R	5'11"	180	8/20/1984	Lake Charles, LA	95
Richmond, Jamie	RHP	R	R	6'3"	190	3/23/1986	Toronto, Canada	14
Rodriguez, Henry	RHP	R	R	6'0"	210	2/25/1987	Zulia, Venezuela	3
Ross, Tyson	RHP	R	R	6'5"	215	4/22/1987	Berkeley, CA	18
Sattler, Daniel	RHP	R	R	6'3"	190	11/11/1983	Lafayette, IN	4
Sewell, Lance	LHP	L	L	6'3"	195	6/17/1986	San Diego, CA	32
Sharpe, Steven	RHP	R	R	6'1"	195	7/20/1981	Kansas City, MO	10
Smith, Matt	C	R	R	5'11"	215	1/30/1986	Plano, TX	90
Spencer, Matthew	OF	L	L	6'4"	225	1/27/1986	Morristown, TN	30
Storey, Mickey	RHP	R	R	6'2"	185	3/16/1986	Boca Raton, FL	22
Thomas, Daniel	RHP	R	R	6'2"	200	2/10/1986	Tampa, FL	5
Thomas, David	OF	S	R	5'11"	180	7/29/1986	Winston-Salem, NC	46
Valdez, Alex	INF	S	R	6'1"	160	9/2/1984	Santo Domingo, DR	33
Vitters, Christian	INF	L	R	6'3"	201	6/26/1985	Anaheim, CA	82
Walters, Nick	LHP	L	L	6'2"	175	9/30/1985	Phoenix, AZ	54
Weeks, Jemile	INF	S	R	5'10"	175	1/26/1987	Orlando, FL	50

2009 Transactions

First Half

Date	Player	Result
9-Apr	Raul Padron	Reassigned to Sacramento
9-Apr	Dante Love	Added from Kane County
11-Apr	Derrick Gordon	Activated from DL
11-Apr	Steven Sharpe	Placed on DL
20-Apr	Matt Smith	Placed on DL
20-Apr	Steven Sharpe	Activated from DL
21-Apr	Nick Walters	Placed on DL
21-Apr	Raul Padron	Added from Sacramento
22-Apr	Dan Thomas	Placed on DL
24-Apr	Bobby Cramer	Added from Sacramento
26-Apr	Tyson Ross	Placed on DL
28-Apr	Nick Walters	Activated from DL
29-Apr	David Thomas	Added from Kane County
29-Apr	Mike Affronti	Reassigned to Midland
27-Apr	Steven Sharpe	Reassigned to Sacramento
2-May	Ben Copeland	Assigned on MLB rehab
2-May	Matt Smith	Activated from DL
4-May	Bobby Cramer	Reassigned to Sacramento
4-May	Larry Cobb	Reassigned to Sacramento
4-May	Mathieu LeBlanc	Added from Arizona
4-May	Greg Dowling	Released from A's organization
4-May	Scott Mitchinson	Placed on DL
5-May	Tyson Ross	Activated from DL
5-May	Yusuf Carter	Added from Arizona
5-May	Lance Sewell	Added from Arizona
5-May	Dante Love	Requested release from team
9-May	Santiago Casilla	Assigned on MLB rehab
11-May	Matt Spencer	Reassigned to Midland
12-May	Christian Vitters	Added from Arizona
13-May	Leonardo Espinal	Added from Kane County
19-May	Carlos Hernandez	Reassigned to Midland
19-May	Henry Rodriguez	Added from Arizona
19-May	Chad Kerfoot	Placed on DL
20-May	Jon Hutton	Reassigned to Midland
20-May	Alex Valdez	Reassigned to Midland
20-May	Justin Murray	Reassigned to Kane County
20-May	Ben Hornbeck	Added from Kane County
20-May	Larry Cobb	Added from Sacramento
24-May	Steven Sharpe	Added from Sacramento
27-May	Henry Rodriguez	Reassigned to Sacramento
27-May	Jemile Weeks	Added from Arizona
28-May	Raul Padron	Reassigned to Sacramento
30-May	Larry Cobb	Reassigned to Sacramento
1-June	Kristian Bell	Added from Midland
2-June	Raul Padron	Added from Sacramento
6-June	Joselito Adames	Added from Arizona
9-June	Joselito Adames	Reassigned to Arizona
13-June	Steven Sharpe	Reassigned to Sacramento
13-June	Scott Mitchinson	Activated from DL
14-June	Raul Padron	Reassigned to Midland
15-June	Mark Ellis	Assigned on MLB Rehab
16-June	Andrew Carignan	Added from Arizona
16-June	Larry Cobb	Added from Sacramento
17-June	Mark Ellis	Finished MLB Rehab
17-June	Ben Hornbeck	Reassigned to Midland
17-June	Michael Madsen	Added from Arizona
17-June	Kristian Bell	Placed on DL
22-June	Larry Cobb	Suspended 50 games, drug test

Second Half

Date	Player	Result
25-June	Grant Desme	Added from Kane County
25-June	Steven Kleen	Added from Kane County
25-June	Mickey Storey	Added from Kane County
25-June	Jason Ray	Added from Kane County
25-June	Ben Hornbeck	Added from Midland
25-June	Carlos Hernandez	Added from Midland
25-June	Michael Madsen	Sent to Midland
25-June	David Thomas	Sent to Kane County
25-June	Mathieu LeBlanc	Sent to Kane County
25-June	Pat Currin	Released from Organization
1-July	Danny Putnam	Added from Sacramento
1-July	Andrew Carignan	Placed on DL
4-July	Danny Putnam	Traded to San Diego org.
5-July	Craig Italiano	Traded to San Diego org.
6-July	Jorge Pena	Added from AZL A's
7-July	Jorge Pena	Sent to AZL A's
8-July	Scott Mitchinson	Placed on DL
9-July	Jamie Richmond	Added from Kane County
9-July	Pedro Figueroa	Added from Kane County
21-July	Leonardo Espinal	Placed on DL
21-July	Tyson Ross	Sent to Midland
21-July	Anthony Capra	Added from Kane County
24-July	Daniel Haigwood	Added from Midland
26-July	Justin Duchscherer	Added on MLB Rehab
27-July	Justin Duchscherer	Completed MLB Rehab
1-Aug	Dusty Coleman	Added from Kane County
2-Aug	Jemile Weeks	Sent to Midland
4-Aug	Carlos Hernandez	Sent to Sacramento
4-Aug	Kala Ka'iahue	Added from Ind. League
5-Aug	Jermaine Mitchell	Suspended 2 games
5-Aug	Michael Richard	Suspended 2 games
7-Aug	Carlos Hernandez	Added from Sacramento
7-Aug	Jermaine Mitchell	Suspension ends
7-Aug	Michael Richard	Suspension ends
7-Aug	Scott Hodsdon	Sent to Sacramento
8-Aug	Mickey Storey	Sent to Sacramento
8-Aug	Leonardo Espinal	Activated from DL
9-Aug	Mickey Storey	Added from Sacramento
10-Aug	Scott Hodsdon	Added from Sacramento
10-Aug	Mickey Storey	Sent to Sacramento
11-Aug	Justin Friend	Sent to Sacramento
11-Aug	Mickey Storey	Added from Sacramento
14-Aug	Justin Friend	Sent to Midland
14-Aug	Michael Richard	Placed on DL
18-Aug	Michael Richard	Activated from DL
18-Aug	Larry Cobb	Suspension ends
20-Aug	Michael Richard	Placed on DL
20-Aug	Daric Barton	Assigned on MLB Rehab
21-Aug	Daric Barton	Finished MLB rehab
21-Aug	Michael Richard	Activated from DL
25-Aug	Yusuf Carter	Placed on DL
25-Aug	Daniel Sattler	Signed from Ind. League
26-Aug	Kala Ka'iahue	Placed on DL
26-Aug	Gabriel Ortiz	Added from Vancouver
27-Aug	Mickey Storey	Sent to Midland
29-Aug	Carlos Hernandez	Sent to Midland
29-Aug	Julio Ramos	Added from Vancouver
29-Aug	Hector Garcia	Added from Vancouver
1-Sept	Daniel Haigwood	Sent to Sacramento
1-Sept	Jamie Richmond	Sent to Canada National Team
2-Sept	Grant Green	Added to roster
2-Sept	Daniel Haigwood	Added from Sacramento
4-Sept	Scott Hodsdon	Sent to Sacramento
7-Sept	Scott Hodsdon	Added from Sacramento

*Extended Spring Training is in Phoenix, Ariz.

2009 Game-by-Game Results

DATE	OPP.	TIME	SCORE	RESULT	RECORD	WINNER	LOSER	SAVE	ATT.	TIME
9-Apr	AT SJ	7:00 PM	1-5	L	0-1	Cowart	Ross		3115	3:02 (:32 delay)
10-Apr	AT SJ	7:00 PM	0-4	L	0-2	Bumgarner	Hernandez		1605	2:17
11-Apr	AT SJ	6:00 PM	0-5	L	0-3	Barnes	Italiano		2017	2:38
12-Apr	AT SJ	2:00 PM	0-10	L	0-4	Whitaker	Hodsdon		1539	2:31
13-Apr	AT MOD	7:05 PM	2-4	L	0-5	Reynolds	Murray	Baker	1276	2:31
14-Apr	AT MOD	7:05 PM	2-3	L	0-6	Chambliss	Ross	Baker	868	2:50
15-Apr	AT MOD	12:05 PM	2-3	L	0-7	Taylor	Friend		1345	2:42
16-Apr	SJ	7:05 PM	1-3	L	0-8	Bumgarner	Italiano	Quirarte	5429	2:33
17-Apr	SJ	7:05 PM	8-7	W	1-8	Hunton	Barnes	Thomas	3846	2:54
18-Apr	SJ	7:05 PM	3-5(11)	L	1-9	Rodriguez	Friend	Quirarte	4770	3:54
19-Apr	SJ	2:05 PM	4-5	L	1-10	Broshuis	Thomas	Mixon	4558	2:33
20-Apr	MOD	7:05 PM	2-3	L	1-11	Graham	Hernandez	Baker	1117	3:21
21-Apr	MOD	7:05 PM	3-11	L	1-12	Jarrett	Currin		1368	3:06
22-Apr	MOD	11:05 AM	7-5	W	2-12	Hodsdon	Riordan	Hunton	2214	3:14
23-Apr	AT BAK	7:15 PM	5-6	L	2-13	Flores	Currin	Phillips	856	2:48
24-Apr	AT BAK	7:15 PM	2-4	L	2-14	Murphy	Murray	Garr	2467	2:49
25-Apr	AT BAK	7:15 PM	13-2	W	3-14	Hernandez	Main	Gordon	1835	3:13
26-Apr	AT BAK	1:30 PM	6-3	W	4-14	Italiano	Beavan	Hunton	428	2:28
28-Apr	VIS	7:05 PM	0-6	L	4-15	McAnaney	Hodsdon		1177	2:37
29-Apr	VIS	7:05 PM	8-11	L	4-16	Collmenter	Mitchinson		1804	2:49
30-Apr	VIS	7:05 PM	4-3	W	5-16	Cramer	Spottiswood		2057	2:22
APRIL TOTAL		5-16 (Home 3-7, Road 2-9)		Team BA: .207, Team ERA: 4.40						
1-May	BAK	7:05 PM	1-9	L	5-17	Main	Hernandez		3008	3:29 (:38 delay)
2-May	BAK	7:05 PM	10-4	W	6-17	Italiano	Beavan	Hunton	3911	2:56
3-May	BAK	2:05 PM	3-5	L	6-18	Kirkman	Hodsdon	Garr	3161	3:09
4-May	BAK	7:05 PM	4-6	L	6-19	Flores	Kerfoot	Phillips	1076	3:08
5-May	AT VIS	7:05 PM	3-12	L	6-20	Collmenter	Murray		1081	2:57
6-May	AT VIS	3:05 PM	8-13	L	6-21	Spottiswood	Hernandez		669	2:47
7-May	AT VIS	7:05 PM	4-2	W	7-21	Italiano	Roemer	Hunton	2051	3:02
8-May	RC	7:05 PM	8-7	W	8-21	Kerfoot	McKiernan		3671	3:10
9-May	RC	7:05 PM	4-3	W	9-21	Walters	Carmona		4401	3:21
10-May	RC	2:05 PM	4-11	L	9-22	Miller	Murray		2680	3:09
12-May	AT IE	7:05 PM	2-0	W	10-22	Hernandez	Schmidt	Hunton	1390	2:27
13-May	AT IE	7:05 PM	5-6	L	10-23	Batista	Italiano	Orenduff	1080	3:01
14-May	AT IE	11:00 AM	6-3	W	11-23	Kerfoot	Miller	Hunton	2283	3:29
15-May	AT HD	7:05 PM	10-3	W	12-23	Gordon	Venegas		3837	3:22
16-May	AT HD	7:05 PM	10-9	W	13-23	Murray	Wild	Espinal	3187	3:22
17-May	AT HD	3:05 PM	9-7	W	14-23	Hunton	Aumont		1159	3:09
18-May	AT HD	7:05 PM	3-4	L	14-24	Hume	Italiano	Richard	1165	3:17
19-May	BAK	7:05 PM	5-9	L	14-25	Kirkman	Hodsdon		1741	2:32
20-May	BAK	11:05 AM	4-5	L	14-26	Phillips	Gordon	Lueke	5223	2:36
21-May	BAK	7:05 PM	3-2	W	15-26	Friend	Bleier	Espinal	2150	2:23
22-May	VIS	7:05 PM	4-1	W	16-26	Hornbeck	Shaw	Friend	4214	2:43
23-May	VIS	7:05 PM	4-6	L	16-27	Harden	Italiano	Dietz	3414	3:30
24-May	VIS	2:05 PM	6-1	W	17-27	Hodsdon	Beltre	Espinal	2525	2:43
25-May	VIS	6:05 PM	6-10(10)	L	17-28	Dietz	Sewell		1677	3:47
27-May	AT BAK	7:30 PM	10-5	W	18-28	Currin	Bleier	Espinal	384	3:06
28-May	AT BAK	7:30 PM	5-6(11)	L	18-29	Roark	Gordon		1020	3:42
29-May	AT BAK	7:30 PM	4-7	L	18-30	Beavan	Hornbeck	Flores	706	3:03
30-May	AT BAK	7:30 PM	9-5	W	19-30	Currin	Murphy		1742	3:19
31-May	AT SJ	5:00 PM	9-6	W	20-30	Sharpe	Turpen		2005	2:54
MAY TOTAL		15-14 (Home 6-8, Road 9-6)		Team BA: .291, Team ERA: 4.49						
1-Jun	AT SJ	7:00 PM	1-6	L	20-31	Clark	Ross		3010	2:45
2-Jun	AT SJ	7:00 PM	16-7	W	21-31	Italiano	Odle		4252	3:51
3-Jun	AT SJ	7:00 PM	2-4	L	21-32	Broshuis	Hornbeck	Edlefsen	2506	2:40
4-Jun	HD	7:05 PM	6-7 (21)	L	21-33	Paredes	Gordon		1890	7:34 Game completed on 06/05
5-Jun	HD	7:05 PM	4-8	L	21-34	Wild	Leblanc Poirier		3018	3:21 Game completed on 06/06
6-Jun	HD	7:05 PM	4-7	L	21-35	Hensley	Ross	Paredes	3912	2:54
7-Jun	HD	2:05 PM	5-7	L	21-36	Aumont	Espinal		3019	3:43
9-Jun	AT MOD	7:05 PM	2-6	L	21-37	Billings	Hornbeck		4466	2:51
10-Jun	AT MOD	7:05 PM	2-8	L	21-38	Friedrich	Hodsdon		3882	2:38
11-Jun	AT MOD	7:05 PM	2-4	L	21-39	Riordan	Leblanc Poirier	Baker	2624	2:47
12-Jun	AT VIS	7:05 PM	5-4	W	22-39	Ross	Collmenter	Espinal	2091	2:43
13-Jun	AT VIS	7:05 PM	4-8	L	22-40	Shaw	Italiano		1826	2:56
14-Jun	AT VIS	1:05 PM	4-1	W	23-40	Hornbeck	Harden	Friend	1225	2:48
15-Jun	MOD	7:05 PM	5-1	W	24-40	Hodsdon	Jarrett		1320	3:02
16-Jun	MOD	7:05 PM	3-11	L	24-41	Riordan	Leblanc Poirier		1449	2:53
17-Jun	MOD	7:05 PM	2-6	L	24-42	Graham	Ross		2067	2:51
18-Jun	SJ	7:05 PM	4-1	W	25-42	Italiano	Tanner	Espinal	2650	2:25
19-Jun	SJ	7:05 PM	4-6	L	25-43	Rodriguez	Currin	Runzler	3824	3:11
20-Jun	SJ	7:05 PM	5-6	L	25-44	Edlefsen	Friend		4577	3:04
21-Jun	SJ	2:05 PM	2-8	L	25-45	Mixon	Gordon		4490	3:02
25-Jun	AT SJ	7:00 PM	2-3	L	25-46	Clark	Friend		3113	2:32
26-Jun	AT SJ	7:00 PM	2-6	L	25-47	Odle	Ray		2368	3:01
27-Jun	AT SJ	6:00 PM	1-7	L	25-48	Broshuis	Mitchinson		4466	2:31
28-Jun	LAN	6:05 PM	18-2	W	26-48	Gordon	Tilghman		1858	3:11
29-Jun	LAN	7:05 PM	6-5	W	27-48	Hernandez	Hallberg	Storey	1446	2:44
30-Jun	LAN	7:05 PM	9-8	W	28-48	Ross	Cespedes	Friend	1970	2:59
JUNE TOTAL		8-18 (Home 5-9, Road 3-9)		Team BA: .250, Team ERA: 4.75						

2009 Game-by-Game Results

DATE	OPP.	TIME	SCORE	RESULT	RECORD	WINNER	LOSER	SAVE	ATT.	TIME
1-Jul	SJ	7:05 PM	2-3	L	28-49	Rurzler	Hodsdon	Edlefsen	1949	3:10
2-Jul	SJ	7:05 PM	0-10	L	28-50	Barnes	Mitchinson	Brewer	3670	2:57
3-Jul	SJ	7:05 PM	6-2	W	29-50	Hornbeck	Odle		6075	3:00
4-Jul	AT BAK	7:45 PM	2-7	L	29-51	Brader	Hernandez		2914	3:03
5-Jul	AT BAK	7:45 PM	5-1	W	30-51	Ross	Bleier	Storey	571	2:29
6-Jul	AT BAK	7:45 PM	2-5	L	30-52	Tatusko	Pena	Reed	829	2:28
7-Jul	AT VIS	7:05 PM	3-13	L	30-53	Henry	Mitchinson		1070	3:17
8-Jul	AT VIS	7:05 PM	12-10	W	31-53	Hornbeck	McAnaney	Walters	1011	3:37
9-Jul	AT VIS	7:05 PM	4-2	W	32-53	Hernandez	Harden	Ray	1318	2:51
10-Jul	BAK	7:05 PM	5-0	W	33-53	Ross	Bleier		3006	2:34
11-Jul	BAK	7:05 PM	5-4	W	34-53	Figueroa	Tatusko		3568	2:25
12-Jul	BAK	6:05 PM	3-12	L	34-54	Hyatt	Hodsdon		2457	3:05
13-Jul	BAK	7:05 PM	9-7	W	35-54	Richmond	Murphy	Storey	1587	3:11
15-Jul	AT LE	6:05 PM	5-1	W	36-54	Hernandez	Kluber	Storey	1822	2:53
16-Jul	AT LE	7:05 PM	4-1	W	37-54	Ross	Pelzer	Friend	2882	3:11
17-Jul	AT LE	7:05 PM	0-10	L	37-55	Hefner	Figueroa		6606	2:40
18-Jul	AT LE	7:05 PM	2-0	W	38-55	Hodsdon	Schmidt	Storey	3002	2:51
19-Jul	AT LAN	6:00 PM	11-8	W	39-55	Gordon	Wolf		2589	3:21
20-Jul	AT LAN	7:00 PM	11-6	W	40-55	Hernandez	Hallberg		1830	3:23
21-Jul	AT LAN	11:00 AM	1-5	L	40-56	Cespedes	Ross	Powell	1609	2:36
22-Jul	MOD	7:05 PM	1-4	L	40-57	Durst	Figueroa	Baker	2323	3:10
23-Jul	MOD	7:05 PM	2-8	L	40-58	Riordan	Gordon		3597	2:55
24-Jul	MOD	7:05 PM	6-5	W	41-58	Ray	Jarrett		5174	3:12
25-Jul	AT SJ	6:00 PM	4-1	W	42-58	Hernandez	Tanner	Storey	3007	2:25
26-Jul	AT SJ	5:00 PM	5-7	L	42-59	Brewer	Walters	Turpen	1424	2:48
27-Jul	AT SJ	7:00 PM	0-3	L	42-60	Clark	Figueroa	Webb	5719	2:42
28-Jul	SJ	7:05 PM	16-7	W	43-60	Hodsdon	Brewer		1632	3:27 (:15 delay)
29-Jul	SJ	7:05 PM	4-3	W	44-60	Capra	Odle	Storey	2453	2:46
30-Jul	SJ	7:05 PM	4-3	W	45-60	Hernandez	Tanner	Friend	2310	2:42
31-Jul	AT MOD	7:05 PM	7-1	W	46-60	Haigwood	Williamson		4727	2:37
JULY TOTAL			18-12 (Home 8-5, Road 10-7)			Team BA: .274, Team ERA: 4.00				
1-Aug	AT MOD	7:05 PM	4-9	L	46-61	Chambliss	Figueroa		3077	3:08
2-Aug	AT MOD	6:05 PM	8-4	W	47-61	Hodsdon	Durst		1368	3:13
4-Aug	LE	7:05 PM	6-5(10)	W	48-61	Storey	Teague		1438	3:39
5-Aug	LE	7:05 PM	3-7	L	48-62	Ramos	Walter		1940	3:11
6-Aug	LE	7:05 PM	4-0	W	49-62	Figueroa	Pelzer		1777	2:30
7-Aug	IE	7:05 PM	6-3	W	50-62	Sewell	Wall	Hornbeck	3567	2:51
8-Aug	IE	7:05 PM	8-3	W	51-62	Hernandez	Melgarejo	Richmond	4591	2:52
9-Aug	IE	6:05 PM	8-1	W	52-62	Capra	Sexton		2392	2:19
11-Aug	AT VIS	7:05 PM	11-2	W	53-62	Haigwood	Beltre		1432	3:17
12-Aug	AT VIS	7:05 PM	3-1	W	54-62	Ray	Dietz	Storey	1053	2:47
13-Aug	AT VIS	7:05 PM	3-8	L	54-63	McAnaney	Hodsdon		1669	2:44
14-Aug	AT SJ	7:00 PM	3-5	L	54-64	Shaver	Espinal	Cova	2836	3:03
15-Aug	AT SJ	6:00 PM	2-3	L	54-65	Turpen	Storey		5419	2:58
16-Aug	AT SJ	5:00 PM	1-2	L	54-66	Oseguera	Haigwood	Cova	4212	2:49
18-Aug	MOD	7:05 PM	2-1(11)	W	55-66	Gordon	Malone		1746	3:52
19-Aug	MOD	7:05 PM	0-5	L	55-67	Hollingsworth	Hodsdon		1892	2:58
20-Aug	MOD	7:05 PM	3-4	L	55-68	Durst	Hernandez	Baker	2491	2:31
21-Aug	SJ	7:05 PM	3-4	L	55-69	Tanner	Hornbeck	Cova	5008	3:21
22-Aug	SJ	7:05 PM	8-7	W	56-69	Richmond	Oseguera	Storey	4046	3:17
23-Aug	SJ	6:05 PM	2-7	L	56-70	Clark	Espinal		2621	3:11
24-Aug	AT BAK	7:15 PM	2-1(14)	W	57-70	Gordon	Falcon	Ray	522	4:08
25-Aug	AT BAK	7:15 PM	2-10	L	57-71	Roark	Hernandez		609	2:53
26-Aug	AT BAK	7:15 PM	5-8	L	57-72	Murphy	Gordon	Reed	616	2:35
27-Aug	AT RC	7:05 PM	9-7	W	58-72	Hornbeck	Nabors	Ray	3780	3:06
28-Aug	AT RC	7:35 PM	7-8	L	58-73	McKiernan	Sattler		5822	3:24
29-Aug	AT RC	7:05 PM	1-3	L	58-74	Miller	Hodsdon	Kohn	6199	2:41
30-Aug	AT RC	5:05 PM	3-4	L	58-75	Flores	Ramos	Wilding	3951	2:45
AUGUST TOTAL			12-15 (Home 7-5, Road 5-10)			Team BA: .257, Team ERA: 3.57				
1-Sep	BAK	7:05 PM	1-3	L	58-76	Swanson	Capra	Reed	1874	2:39
2-Sep	BAK	7:05 PM	0-2	L	58-77	Gomez	Garcia	Reed	2524	2:30
3-Sep	BAK	7:05 PM	7-5	W	59-77	Figueroa	Bleier	Ray	2656	2:44
4-Sep	VIS	7:05 PM	5-2	W	60-77	Sattler	McAnaney	Espinal	2909	2:49
5-Sep	VIS	7:05 PM	4-5	L	60-78	Dietz	Ray		4942	2:45
6-Sep	VIS	6:05 PM	7-4	W	61-78	Haigwood	Henry		2996	2:55
7-Sep	VIS	6:05 PM	0-3	L	61-79	Beltre	Capra	Perez	3434	2:25
SEPTEMBER TOTAL			3-4 (Home 3-4, Road 0-0)			Team BA: .225, Team ERA: 2.71				

2009 Team Batting Leaders

BA:	.318	Yusuf Carter
G:	124	Jermaine Mitchell
AB:	450	Jermaine Mitchell
R:	63	Jermaine Mitchell
H:	112	Yusuf Carter
		Frank Martinez
2B:	29	Todd Johnson
3B:	6	Frank Martinez
		Jermaine Mitchell
HR:	20	Grant Desme
RBI:	54	Todd Johnson
SB:	24	Michael Richard

2009 Team Pitching Leaders

W:	9	Carlos Hernandez
L:	10	Scott Hodsdon
ERA:	3.12	Anthony Capra (SP)
	0.52	Steven Sharpe (RP)
G:	54	Nick Walters
SV:	9	Mickey Storey
IP:	127.2	Scott Hodsdon
BB:	40	Craig Italiano
		Nick Walters
SO:	111	Ben Hornbeck
HB:	14	Craig Italiano
		Scott Hodsdon
WP:	14	Scott Hodsdon

2009 Ports Team Stats

BATTERS	AVG	G	AB	R	H	2B	3B	HR	RBI	BB	IBB	SO	SB	CS	OBP	SLG	OPS	SF	SAC	HBP	GDP	E
Affronti, Michael	.220	14	50	4	11	2	0	1	4	1	0	7	0	2	.278	.320	.598	0	1	3	2	3
*Barton, Daric	.000	1	4	0	0	0	0	0	0	0	0	0	0	0	.000	.000	.000	0	0	0	0	0
Carter, Yusuf	.318	91	352	61	112	12	4	14	52	31	2	89	4	2	.373	.494	.867	4	0	2	9	9
Cobb, Larry	.221	21	68	9	15	1	0	3	5	5	0	20	1	2	.312	.368	.679	0	1	4	0	2
Coleman, Dusty	.220	26	100	14	22	4	2	1	8	10	0	39	2	2	.304	.330	.634	0	0	2	1	4
*Copeland, Ben	.444	2	9	1	4	1	0	0	0	0	0	2	0	0	.444	.556	1.000	0	0	0	0	0
Desme, Grant	.304	62	227	49	69	12	4	20	51	33	2	67	16	5	.398	.656	1.054	1	0	3	3	3
*Dowling, Greg	.111	14	45	3	5	1	0	0	1	7	2	11	0	0	.245	.133	.379	0	0	1	2	1
Ellis, Mark	.000	2	4	0	0	0	0	0	0	1	0	1	0	0	.200	.000	.200	0	0	0	0	0
Green, Grant	.316	5	19	2	6	1	0	0	3	1	0	5	1	0	.350	.368	.718	0	0	0	1	
*Johnson, Todd	.264	110	416	45	110	29	2	5	54	37	1	91	2	7	.327	.380	.707	5	1	4	5	5
Ka'aihue, Kala	.131	18	61	12	8	1	1	4	12	10	0	26	0	0	.254	.377	.631	0	0	0	1	1
#Keough, Shane	.235	122	446	42	105	15	3	3	39	41	1	141	8	8	.302	.303	.605	3	2	3	10	10
Kleen, Steve	.342	70	257	45	88	16	0	7	39	32	1	38	0	2	.430	.486	.917	3	0	10	6	5
Love, Dante	.205	12	39	1	8	1	0	0	7	2	0	5	0	0	.244	.231	.475	0	2	0	0	0
#Martinez, Frank	.260	118	430	48	112	21	6	5	46	41	2	75	7	4	.326	.372	.698	2	6	2	10	34
*Mitchell, Jermaine	.247	124	450	63	111	15	6	3	34	73	0	128	17	10	.350	.327	.676	5	8	1	3	3
Ortiz, Gabriel	.262	12	42	6	11	2	0	0	3	4	0	14	4	1	.326	.310	.636	0	0	0	3	2
*Padron, Raul	.263	41	167	23	44	2	0	5	26	10	0	51	2	0	.306	.365	.671	2	0	1	4	4
*Putnam, Danny	.091	3	11	1	1	1	0	0	1	1	0	2	0	0	.167	.182	.348	0	0	0	1	0
Richard, Michael	.267	95	345	60	92	15	0	1	20	51	2	59	24	11	.375	.319	.694	0	8	9	11	27
Smith, Matt	.218	90	316	29	69	13	1	5	38	30	0	64	1	1	.290	.313	.603	3	0	3	15	8
*Spencer, Matthew	.274	30	117	20	32	5	0	10	29	12	1	15	3	1	.338	.573	.911	1	0	0	2	2
#Thomas, David	.218	46	165	22	36	6	2	2	19	16	0	42	3	1	.307	.315	.622	2	6	6	3	1
#Valdez, Alex	.258	33	124	16	32	6	2	2	19	4	0	30	2	1	.279	.387	.666	1	2	0	0	12
*Vitters, Christian	.216	82	305	33	66	12	5	8	39	25	3	80	4	2	.280	.367	.647	3	6	3	10	17
#Weeks, Jemile	.299	50	201	29	60	9	2	7	31	26	0	40	5	1	.385	.468	.853	1	1	3	5	3
TEAM TOTAL	.258	140	4772	638	1230	204	40	106	581	504	17	1143	106	63	.334	.384	.718	36	44	60	107	178

PITCHERS	W	L	ERA	G	GS	CG	SHO	SV	SVO	IP	H	R	ER	HR	HB	BB	IBB	SO	BK	WP	DP	AVG	AB	SF	GF	HD
Adames, Joselito	0	0	4.50	1	0	0	0	0	0	4.0	2	2	2	0	0	2	0	3	0	0	0	.167	12	0	1	0
Bell, Kristian	0	0	3.52	5	0	0	0	0	0	7.2	5	3	3	1	2	5	1	7	0	0	0	.185	27	0	2	0
*Capra, Anthony	2	2	3.12	9	9	0	0	0	0	52.0	42	24	18	6	2	21	0	67	1	4	2	.223	188	2	0	0
Carrigan, Andrew	0	0	4.50	2	0	0	0	0	0	2.0	1	1	1	0	0	3	0	2	0	0	0	.167	6	1	0	1
Casilla, Santiago	0	0	0.00	1	1	0	0	0	0	1.0	0	0	0	0	0	0	0	0	0	0	0	.000	3	0	0	0
*Cramer, Bobby	1	0	1.59	2	0	0	0	0	0	5.2	4	1	1	1	1	2	0	6	0	0	0	.190	21	0	1	0
Currin, Pat	2	3	4.93	21	0	0	0	0	2	38.1	42	26	21	3	5	11	0	30	0	1	3	.276	152	3	3	3
Duchscherer, Justin	0	0	0.00	1	1	0	0	0	0	2.0	0	0	0	0	0	0	0	2	0	0	0	.000	6	0	0	0
Espinal, Leonardo	0	3	5.34	28	0	0	0	7	9	28.2	29	27	17	1	9	17	3	35	0	8	2	.257	113	0	19	3
*Figueroa, Pedro	3	4	3.56	11	11	0	0	0	0	65.2	62	27	26	3	1	35	1	67	0	4	5	.251	247	0	0	0
Friend, Justin	1	4	2.87	43	0	0	0	5	7	59.2	47	27	19	5	5	29	0	64	0	5	3	.213	221	3	14	11
Garcia, Hector	0	1	1.50	2	1	0	0	0	0	6.0	3	1	1	1	0	0	2	0	0	1	.150	20	0	0	0	
*Gordon, Derrick	5	6	3.78	39	1	0	0	1	2	85.2	70	48	36	6	6	33	2	90	2	4	5	.222	316	5	10	4
*Haigwood, Daniel	3	1	3.16	8	7	0	0	0	0	42.2	29	22	15	2	6	18	0	44	1	1	2	.191	152	1	0	0
*Hernandez, Carlos	9	7	3.99	19	19	0	0	0	0	108.1	107	59	48	9	5	36	0	90	0	5	10	.257	417	5	0	0
Hodsdon, Scott	6	10	5.22	27	21	0	0	0	0	127.2	153	94	74	14	14	37	1	103	0	14	9	.297	515	6	2	0
*Hornbeck, Ben	5	4	3.52	21	11	0	0	1	2	76.2	64	36	30	3	6	32	2	111	1	9	4	.225	285	2	3	2
Hunton, Jon	2	0	1.80	13	0	0	0	6	7	20.0	14	4	4	1	0	6	1	27	0	4	1	.189	74	0	10	0
Italiano, Craig	5	6	5.63	16	16	0	0	0	0	76.2	83	55	48	6	14	40	1	75	0	10	8	.280	296	5	0	0
Kerfoot, Chad	2	1	6.52	13	0	0	0	0	1	19.1	30	17	14	3	3	7	1	12	0	1	2	.357	84	2	3	1
Leblanc Poirier, Mathieu	0	3	5.44	10	9	0	0	0	0	46.1	42	31	28	7	9	24	1	28	1	8	3	.247	170	1	0	0
Madsen, Michael	0	0	0.00	1	1	0	0	0	0	3.0	0	0	0	0	0	2	0	3	0	0	0	.000	8	0	0	0
Mitchinson, Scott	0	4	5.60	9	8	0	0	0	0	35.1	42	26	22	4	7	13	2	36	0	0	1	.288	146	0	0	0
Murray, Justin	1	4	6.04	7	3	0	0	0	1	25.1	31	28	17	3	4	11	1	19	0	0	1	.301	103	4	1	0
Pena, Jorge	0	1	6.00	1	1	0	0	0	0	3.0	4	3	2	0	2	4	0	3	0	0	0	.308	13	0	0	0
*Ramos, Julio	0	1	3.75	2	2	0	0	0	0	12.0	12	5	5	0	0	3	0	11	0	0	3	.267	45	0	0	0
Ray, Jason	2	2	2.22	24	0	0	0	4	5	28.1	15	8	7	1	3	12	0	32	0	3	1	.158	95	1	10	4
Richmond, Jamie	2	0	5.40	14	0	0	0	1	1	26.2	31	18	16	7	0	3	0	27	0	2	2	.277	112	2	7	1
Rodriguez, Henry	0	0	0.00	3	0	0	0	0	0	5.0	3	0	0	0	1	1	0	11	0	1	0	.167	18	0	0	2
Ross, Tyson	5	6	4.17	18	18	0	0	0	0	86.1	78	49	40	10	8	33	1	82	0	5	5	.237	329	4	0	0
Sattler, Daniel	1	1	9.00	4	0	0	0	0	1	4.0	6	5	4	1	0	5	0	6	0	0	0	.333	18	0	1	1
*Sewell, Lance	1	1	4.36	32	0	0	0	0	0	43.1	40	21	21	8	4	27	0	56	0	8	1	.244	164	2	14	6
Sharpe, Steven	1	0	0.53	10	0	0	0	0	3	17.0	8	2	1	1	0	5	2	20	0	4	1	.148	54	1	2	1
Storey, Mickey	1	1	2.28	22	0	0	0	9	10	23.2	19	10	6	2	1	6	0	35	0	1	0	.213	89	0	19	1
Thomas, Daniel	0	1	13.50	5	0	0	0	1	2	3.1	7	7	5	2	0	3	0	6	0	0	0	.389	18	0	4	0
*Walters, Nick	1	2	4.56	54	0	0	0	1	4	53.1	45	30	27	2	6	40	2	56	0	10	5	.228	197	1	14	12
TEAM TOTAL	61	79	4.15	140	140	0	4	36	57	1245.2	1170	717	575	113	124	526	22	1268	6	112	80	.247	4734	51	140	53

CATCHERS	PCT	G	INN	PO	A	E	TC	DP	PB	CS	SB	ATT	PCT
Carter, Yusuf	.994	63	557.1	583	59	4	646	3	37	25	42	67	.373
Love, Dante	1.000	10	84.2	76	4	0	80	1	1	3	5	8	.375
Ortiz, Gabriel	.977	8	70.1	84	2	2	88	0	5	1	11	12	.083
Padron, Raul	.986	18	155.2	125</									

2009 Ports Defensive Stats

PLAYER	PCT	G	INN	PO	A	E	TC	DP	Games by Position							
									1B	2B	3B	SS	OF	C	P	
Adames, Jo selito	1.000	1	4.0	0	1	0	1	0	0	0	0	0	0	0	0	1
Affronti, Michael	.941	14	118.0	18	30	3	51	7	0	2	7	5	0	0	0	0
Barton, Daric	1.000	1	9.0	6	1	0	7	0	1	0	0	0	0	0	0	0
Bell, Kristian	1.000	5	7.2	0	1	0	1	0	0	0	0	0	0	0	0	5
Capra, Anthony	1.000	9	52.0	0	2	0	2	0	0	0	0	0	0	0	0	9
Carignan, Andrew	--	2	2.0	0	0	0	0	0	0	0	0	0	0	0	0	2
Carter, Yusuf	.989	76	674.2	708	71	9	788	13	13	0	0	0	0	0	63	0
Casilla, Santiago	--	1	1.0	0	0	0	0	0	0	0	0	0	0	0	0	1
Gobb, Larry	.970	17	132.0	37	28	2	67	3	0	10	3	0	4	0	0	0
Coleman, Dusty	.961	26	234.0	32	66	4	102	11	0	0	0	26	0	0	0	0
Copeland, Ben	1.000	2	18.0	6	0	0	6	0	0	0	0	0	2	0	0	0
Cramer, Bobby	1.000	2	5.2	0	2	0	2	0	0	0	0	0	0	0	0	2
Currin, Pat	1.000	21	38.1	5	4	0	9	1	0	0	0	0	0	0	0	21
Desme, Grant	.972	58	512.0	103	1	3	107	0	0	0	0	0	58	0	0	0
Dowling, Greg	.988	9	71.0	73	7	1	81	7	9	0	0	0	0	0	0	0
Duchscherer, Justin	1.000	1	2.0	1	0	0	1	0	0	0	0	0	0	0	0	1
Ellis, Mark	1.000	2	10.0	0	4	0	4	1	0	2	0	0	0	0	0	0
Espinal, Leonardo	.857	28	28.2	1	5	1	7	0	0	0	0	0	0	0	0	28
Figueroa, Pedro	.917	11	65.2	1	10	1	12	0	0	0	0	0	0	0	0	11
Friend, Justin	.923	43	59.2	4	8	1	13	0	0	0	0	0	0	0	0	43
Garcia, Hector	--	2	6.0	0	0	0	0	0	0	0	0	0	0	0	0	2
Gordon, Derrick	.917	39	85.2	4	18	2	24	1	0	0	0	0	0	0	0	39
Haigwood, Daniel	.778	8	42.2	5	2	2	9	0	0	0	0	0	0	0	0	8
Hernandez, Carlos	.958	19	108.1	8	15	1	24	4	0	0	0	0	0	0	0	19
Hodsdon, Scott	.911	27	127.2	15	26	4	45	0	0	0	0	0	0	0	0	27
Hornbeck, Ben	.882	21	76.2	5	10	2	17	0	0	0	0	0	0	0	0	21
Hunton, Jon	1.000	13	20.0	0	3	0	3	0	0	0	0	0	0	0	0	13
Italiano, Craig	.957	16	76.2	7	15	1	23	0	0	0	0	0	0	0	0	16
Johnson, Todd	.962	83	729.2	125	2	5	132	0	0	0	0	0	83	0	0	0
Ka'aihue, Kala	.978	6	51.2	41	3	1	45	5	6	0	0	0	0	0	0	0
Keough, Shane	.949	110	953.2	174	12	10	196	0	0	0	0	0	110	0	0	0
Kerfoot, Chad	1.000	13	19.1	2	1	0	3	1	0	0	0	0	0	0	0	13
Kleen, Steve	.989	68	576.0	417	37	5	459	31	59	0	6	0	3	0	0	0
Leblanc Poirier, Mathieu	.833	10	46.1	1	9	2	12	0	0	0	0	0	0	0	0	10
Love, Dante	1.000	10	84.2	76	4	0	80	1	0	0	0	0	0	10	0	0
Madsen, Michael	--	1	3.0	0	0	0	0	0	0	0	0	0	0	0	0	1
Martinez, Frank	.925	115	996.2	179	243	34	456	48	0	47	26	42	0	0	0	0
Mitchell, Jermaine	.986	116	1019.0	204	7	3	214	1	0	0	0	0	116	0	0	0
Mitchinson, Scott	1.000	9	35.1	1	4	0	5	0	0	0	0	0	0	0	0	9
Murray, Justin	.833	7	25.1	3	2	1	6	0	0	0	0	0	0	0	0	7
Ortiz, Gabriel	.977	8	70.1	84	2	2	88	0	0	0	0	0	0	0	8	0
Padron, Raul	.987	40	348.0	280	31	4	315	16	22	0	0	0	0	0	18	0
Pena, Jorge	--	1	3.0	0	0	0	0	0	0	0	0	0	0	0	0	1
Putnam, Danny	1.000	2	18.0	5	0	0	5	0	0	0	0	0	2	0	0	0
Ramos, Julio	1.000	2	12.0	0	2	0	2	1	0	0	0	0	0	0	0	2
Ray, Jason	1.000	24	28.1	1	0	0	1	0	0	0	0	0	0	0	0	24
Richard, Michael	.936	94	829.1	141	254	27	422	50	0	26	0	68	0	0	0	0
Richmond, Jamie	1.000	14	26.2	1	4	0	5	0	0	0	0	0	0	0	0	14
Rodriguez, Henry	--	3	5.0	0	0	0	0	0	0	0	0	0	0	0	0	3
Ross, Tyson	1.000	18	86.1	10	15	0	25	0	0	0	0	0	0	0	0	18
Sattler, Daniel	--	4	4.0	0	0	0	0	0	0	0	0	0	0	0	0	4
Sewell, Lance	.750	32	43.1	0	3	1	4	0	0	0	0	0	0	0	0	32
Sharpe, Steven	.875	10	17.0	1	6	1	8	0	0	0	0	0	0	0	0	10
Smith, Matt	.983	63	524.1	406	56	8	470	6	0	0	17	0	0	0	46	0
Spencer, Matthew	.990	29	244.0	176	22	2	200	21	22	0	0	0	7	0	0	0
Storey, Mickey	1.000	22	23.2	2	2	0	4	0	0	0	0	0	0	0	0	22
Thomas, Daniel	--	5	3.1	0	0	0	0	0	0	0	0	0	0	0	0	5
Thomas, David	.992	46	392.2	124	5	1	130	2	3	0	0	0	43	0	0	0
Valdez, Alex	.881	32	270.0	19	70	12	101	11	0	9	23	0	0	0	0	0
Vitters, Christian	.929	77	670.0	129	95	17	241	14	13	2	62	0	0	0	0	0
Walters, Nick	.875	54	531.0	3	11	2	16	1	0	0	0	0	0	0	0	54
Weeks, Jemile	.986	47	408.2	93	116	3	212	16	0	47	0	0	0	0	0	0
TEAM TOTALS	.966	140	11211.0	3737	1348	178	5263	104								

2009 Ports Defensive Stats

PITCHER	PCT	G	INN	PO	A	E	TC	DP
Adames, Jo selito	1.000	1	4.0	0	1	0	1	0
Bell, Kristian	1.000	5	7.2	0	1	0	1	0
Capra, Anthony	1.000	9	52.0	0	2	0	2	0
Carignan, Andrew	--	2	2.0	0	0	0	0	0
Casilla, Santiago	--	1	1.0	0	0	0	0	0
Cramer, Bobby	1.000	2	5.2	0	2	0	2	0
Currin, Pat	1.000	21	38.1	5	4	0	9	1
Duchscherer, Justin	1.000	1	2.0	1	0	0	1	0
Espinal, Leonardo	.857	28	28.2	1	5	1	7	0
Figueroa, Pedro	.917	11	65.2	1	10	1	12	0
Friend, Justin	.923	43	59.2	4	8	1	13	0
Garcia, Hector	--	2	6.0	0	0	0	0	0
Gordon, Derrick	.917	39	85.2	4	18	2	24	1
Haigwood, Daniel	.778	8	42.2	5	2	2	9	0
Hernandez, Carlos	.958	19	108.1	8	15	1	24	4
Hodsdon, Scott	.911	27	127.2	15	26	4	45	0
Hornbeck, Ben	.882	21	76.2	5	10	2	17	0
Hurton, Jon	1.000	13	20.0	0	3	0	3	0
Italiano, Craig	.957	16	76.2	7	15	1	23	0
Kerfoot, Chad	1.000	13	19.1	2	1	0	3	1
Leblanc Poirier, Mathieu	.833	10	46.1	1	9	2	12	0
Madsen, Michael	--	1	3.0	0	0	0	0	0
Mitchinson, Scott	1.000	9	35.1	1	4	0	5	0
Murray, Justin	.833	7	25.1	3	2	1	6	0
Pena, Jorge	--	1	3.0	0	0	0	0	0
Ramos, Julio	1.000	2	12.0	0	2	0	2	1
Ray, Jason	1.000	24	28.1	1	0	0	1	0
Richmond, Jamie	1.000	14	26.2	1	4	0	5	0
Rodriguez, Henry	--	3	5.0	0	0	0	0	0
Ross, Tyson	1.000	18	86.1	10	15	0	25	0
Sattler, Daniel	--	4	4.0	0	0	0	0	0
Sewell, Lance	.750	32	43.1	0	3	1	4	0
Sharpe, Steven	.875	10	17.0	1	6	1	8	0
Storey, Mickey	1.000	22	23.2	2	2	0	4	0
Thomas, Daniel	--	5	3.1	0	0	0	0	0
Walters, Nick	.875	54	53.1	3	11	2	16	1
TOTAL	.923	140	1245.2	81	181	22	284	104

FIRST BASEMAN	PCT	G	INN	PO	A	E	TC	DP
Barton, Daric	1.000	1	9.0	6	1	0	7	0
Carter, Yusuf	.965	13	117.1	125	12	5	142	10
Dowling, Greg	.988	9	71.0	73	7	1	81	7
Ka'aihue, Kala	.978	6	51.2	41	3	1	45	5
Kleen, Steve	.991	59	496.1	414	31	4	449	30
Padron, Raul	.988	22	192.1	155	15	2	172	14
Spencer, Matthew	.989	22	190.0	167	20	2	189	20
Thomas, David	1.000	3	12.0	9	0	0	9	0
Vitters, Christian	.978	13	106.0	85	5	2	92	6
TOTAL	.986	140	1245.2	1075	94	17	1186	104

SECOND BASEMEN	PCT	G	INN	PO	A	E	TC	DP
Affronti, Michael	1.000	2	16.0	9	3	0	12	2
Cobb, Larry	.956	10	85.0	21	22	2	45	3
Ellis, Mark	1.000	2	10.0	0	4	0	4	1
Martinez, Frank	.962	47	400.2	94	111	8	213	25
Richard, Michael	.931	26	234.1	38	83	9	130	21
Valdez, Alex	.912	9	74.0	7	24	3	34	4
Vitters, Christian	1.000	2	17.0	6	1	0	7	0
Weeks, Jemile	.986	47	408.2	93	116	3	212	16
TOTAL	.962	140	1245.2	268	364	25	657	104

THIRD BASEMEN	PCT	G	INN	PO	A	E	TC	DP
Affronti, Michael	.950	7	61.0	6	13	1	20	1
Cobb, Larry	1.000	3	22.0	6	6	0	12	0
Kleen, Steve	.875	6	52.2	1	6	1	8	1
Martinez, Frank	.839	26	220.1	16	36	10	62	1
Smith, Matt	.914	17	146.2	5	27	3	35	1
Valdez, Alex	.866	23	196.0	12	46	9	67	7
Vitters, Christian	.894	62	547.0	38	89	15	142	8
TOTAL	.887	140	1245.2	84	223	39	346	104

SHORTSTOP	PCT	G	INN	PO	A	E	TC	DP
Affronti, Michael	.895	5	41.0	3	14	2	19	4
Coleman, Dusty	.961	26	234.0	32	66	4	102	11
Martinez, Frank	.912	42	375.2	69	96	16	181	22
Richard, Michael	.938	68	595.0	103	171	18	292	29
TOTAL	.933	140	1245.2	207	347	40	594	104

OUTFIELDERS	PCT	G	INN	PO	A	E	TC	DP	LF	CF	RF
Cobb, Larry	1.000	4	25.0	10	0	0	10	0	1	2	1
Copeland, Ben	1.000	2	18.0	6	0	0	6	0	0	2	0
Desme, Grant	.972	58	512.0	103	1	3	107	0	4	43	11
Johnson, Todd	.962	83	729.2	125	2	5	132	0	39	0	44
Keough, Shane	.949	110	953.2	174	12	10	196	0	90	1	19
Kleen, Steve	1.000	3	27.0	2	0	0	2	0	0	0	3
Mitchell, Jermaine	.986	117	1019.0	204	7	3	214	1	1	54	62
Putnam, Danny	1.000	2	18.0	5	0	0	5	0	2	0	0
Spencer, Matthew	1.000	7	54.0	9	2	0	11	1	4	0	3
Thomas, David	.992	43	380.2	115	5	1	121	2	2	41	0
TOTALS	.973	140	3737.0	753	29	22	804	104			

2009 Overall Hitting Streaks

Name	G	AVG	HR	RBI	Begin	End
Jemile Weeks	22	.400	7	23	5/27/09	6/28/09
Yusuf Carter	15	.371	6	11	7/08/09	7/24/09
Alex Valdez	14	.456	2	14	5/04/09	5/18/09
Todd Johnson	13	.407	1	11	7/24/09	8/11/09

2009 Hitting Streaks at Home

Yusuf Carter	15	.387	4	10	7/2/09	8/6/09
Frank Martinez	14	.365	1	7	6/19/09	7/24/09
Todd Johnson	12	.426	1	10	7/24/09	8/22/09

2009 Hitting Streaks on Road

Jemile Weeks	14	.362	4	12	5/27/09	6/27/09
--------------	----	------	---	----	---------	---------

2009 Home Run Streaks

Yusuf Carter	3	.583	3	4	7/10/09	7/12/09
Matt Spencer	3	.364	3	7	4/17/09	4/19/09

2009 Miscellaneous Team Stats

	Overall	Home	Road
Games:	140	70	70
Record:	61-79	32-38	29-41
One-Run Games:	17-20	14-9	3-11
2-run Games:	11-16	3-8	8-8
3-Run Games:	12-8	5-4	7-4
+3-Run Games:	21-35	10-16	11-19
Shutouts:	4-10	2-5	2-5
Extra-Innings:	3-4	2-3	1-1

Month	Overall	Home	Road
April	5-16	3-7	2-9
May	15-14	6-8	9-6
June	8-18	5-9	3-9
July	18-12	8-5	10-7
August	12-15	7-5	5-10
September	3-4	3-4	0-0

2009 Ports Record When:

Ports Score First:	37-26
Ports Score Last:	33-20

After 5	Lead	48-13
	Tied	6-11
	Trail	7-55
After 6	Lead	51-13
	Tied	2-11
	Trail	8-55
After 7	Lead	50-9
	Tied	5-6
	Trail	6-64
After 8	Lead	52-7
	Tied	7-6
	Trail	2-66

Day	Overall	Home	Road
Sunday	10-12	3-8	7-4
Monday	5-9	3-4	2-5
Tuesday	7-11	4-5	3-6
Wednesday	6-14	2-8	4-6
Thursday	11-11	6-5	5-6
Friday	11-11	8-4	3-7
Saturday	11-11	6-4	5-7

2009 Ports Award Winners

Ports Player of the Year

Outfielder Grant Desme

Dallas Braden Community Award

Infielder Steve Kleen

2009 Ports California League Award Winners

Mid-Season California League All-Star

Utility Yusuf Carter

Post-Season California League All-Star

Utility Yusuf Carter

Pitchers of the Week

August 3-10 Pedro Figueroa

2009 Game Highs & Lows

Team Single Game Highs:

Most Runs (Game):	18		6/28/2009	LAN
Most Runs (Game/Opp):	13		5/6/2009	VIS
	13		7/7/2009	VIS
Most Runs (Inning):	8	6th	4/25/2009	BAK
Most Runs (Inning/Opp):	8	9th	4/21/2009	MOD
Largest Margin of Victory:	16		6/28/2009	LAN
Largest Margin of Defeat:	10		4/12/2009	SJ
	10		7/2/2009	SJ
	10		7/7/2009	VIS
	10		7/17/2009	LE
Most Hits (Game):	24		6/2/2009	SJ
Most Hits (Game/Opp):	17		7/12/2009	BAK
	17		4/12/2009	SJ
Fewest Hits (Game):	3		4/10/2009	SJ
	3		4/15/2009	MOD
	3		4/28/2009	VIS
Fewest Hits (Game/Opp):	1		5/12/2009	IE
	1		7/31/2009	MOD
Most Hits (Inning):	8	2nd	7/13/2009	BAK
Most Hits (Inning/Opp):	8	1st	4/29/2009	VIS
Most HR (Game):	5		8/27/2009	RC
Most HR (Game/Opp):	3		5/20/2009	BAK
	3		7/20/2009	LAN
	3		6/16/2009	MOD
	3		7/23/2009	MOD
	3		8/19/2009	MOD
	3		5/10/2009	RC
	3		4/12/2009	SJ
	3		4/19/2009	SJ
Most 2B (Game):	7		6/28/2009	LAN
	7		7/20/2009	LAN
Most 2B (Game/Opp):	6		7/12/2009	BAK
	6		7/28/2009	SJ
Most 3B (Game):	2		5/14/2009	IE
	2		6/30/2009	LAN
	2		7/20/2009	LAN
	2		8/2/2009	MOD
	2		8/8/2009	IE
Most 3B (Game/Opp):	2		6/4/2009	HD
	2		8/1/2009	MOD
	2		5/25/2009	VIS
Most SB (Game):	7		9/4/2009	VIS
Most SB (Game/Opp):	5		6/4/2009	HD
Most CS (Game):	3		5/14/2009	IE
	3		5/19/2009	HD
Most CS (Game/Opp):	3		8/1/2009	MOD
Most BB (Game):	11		6/4/2009	HD
Most BB (Game/Opp):	11		6/4/2009	HD
Most SO (Game):	24		8/24/2009	BAK
Most SO (Game/Opp):	22		8/24/2009	BAK
Most LOB (Game):	25		6/4/2009	HD
Most LOB (Game/Opp):	18		6/4/2009	HD
Most RBI (Game):	18		6/28/2009	LAN
Most RBI (Game/Opp):	13		5/6/2009	VIS
Most GIDP (Game):	4		6/13/2009	VIS
	4		7/8/2009	VIS
	4		7/29/2009	SJ
Most GIDP (Game/Opp):	3		5/2/2009	BAK
	3		5/12/2009	IE
	3		9/5/2009	VIS
Most E (Game):	7		6/4/2009	HD
Most E (Game/Opp):	4		5/30/2009	BAK
	4		9/3/2009	BAK
	4		7/24/2009	MOD
	4		7/30/2009	SJ
Longest Game (innings):	21		6/4/2009	HD
Longest Game Time:	3:51	9 Inn.	6/1/2009	SJ
Longest Game Time (E. Inn.):	7:34	21 Inn.	6/4/2009	HD
Shortest Game Time:	2:17	9 Inn.	4/10/2009	SJ
Shortest Game Time (E. Inn.):	3:39	10 Inn.	8/4/2009	LE
Largest Home Crowd:	6,075		7/3/2009	SJ
Smallest Home Crowd:	1,076		5/4/2009	BAK
Largest Road Crowd:	6,606		7/17/2009	LE
Smallest Road Crowd:	384		5/27/2009	BAK

Individual Single Game Highs:

R	4	Johnson, Todd	6/2/2009	SJ
	4	Weeks, Jemile	7/28/2009	SJ
H	5	Valez, Alex	5/17/2009	HD
	5	Carter, Yusuf	6/2/2009	SJ
	5	Vitters, Christian	6/4/2009	HD
	5	Weeks, Jemile	7/20/2009	LAN
2B	3	Richard, Michael	5/30/2009	BAK
	3	Kleen, Steve	6/28/2009	LAN
3B	1	x 40		
HR	2	Spencer, Matt	4/30/2009	VIS
	2	Spencer, Matt	5/8/2009	RC
	2	Padron, Raul	5/24/2009	VIS
	2	Smith, Matt	6/28/2009	LAN
	2	Desme, Grant	7/25/2009	SJ
	2	Desme, Grant	8/5/2009	LE
	2	Martinez, Frank	8/8/2009	IE
	2	Desme, Grant	8/27/2009	RC
RBI	7	Smith, Matt	6/28/2009	LAN
	7	Johnson, Todd	7/28/2009	SJ
BB	4	Weeks, Jemile	7/9/2009	VIS
SO	4	Thomas, David	5/13/2009	IE
	4	Padron, Raul	5/17/2009	HD
	4	Johnson, Todd	5/19/2009	BAK
	4	Vitters, Christian	5/28/2009	BAK
	4	Mitchell, Jermaine	6/9/2009	MOD
	4	Ka'aihue Kala	8/16/2009	SJ
	4	Coleman, Dusty	8/24/2009	BAK
	4	Keough, Shane	8/24/2009	BAK
	4	Martinez, Frank	8/24/2009	BAK
	4	Desme, Grant	8/28/2009	RC
SB	3	Desme, Grant	7/3/2009	SJ
	3	Ortiz, Gabriel	9/4/2009	VIS
EBH	3	Valdez, Alex	5/17/2009	HD
	3	Richard, Michael	5/30/2009	BAK
	3	Kleen, Steve	6/28/2009	LAN
	3	Smith, Matt	6/28/2009	LAN
	3	Mitchell, Jermaine	6/30/2009	LAN
TB	10	Valdez, Alex	5/17/2009	HD
	10	Smith, Matt	6/28/2009	LAN
IP (starter)	7.2	Hernandez, Carlos	7/25/2009	SJ
	7.2	Hodsdon, Scott	8/24/2009	BAK
IP (reliever)	6.0	Hodsdon, Scott	6/15/2009	MOD
R	10	Figueroa, Pedro	7/17/2009	LE
H	12	Figueroa, Pedro	7/17/2009	LE
SO	12	Hornbeck, Ben	5/22/2009	VIS
BB	7	Figueroa, Pedro	8/28/2009	RC
HR	2	Hodsdon, Scott	4/12/2009	SJ
	2	Thomas, Daniel	4/19/2009	SJ
	2	Mitchinson, Scott	4/23/2009	BAK
	2	Murray, Justin	5/10/2009	RC
	2	Italiano, Craig	5/13/2009	IE
	2	Hodsdon, Scott	5/19/2009	BAK
	2	Leblanc Poirier, Mathieu	5/20/2009	BAK
	2	Leblanc Poirier, Mathieu	6/16/2009	MOD
	2	Hernandez, Carlos	7/20/2009	LAN
	2	Ross, Tyson	7/21/2009	LAN
	2	Storey, Mickey	7/23/2009	MOD
	2	Richmond, Jamie	8/13/2009	VIS
	2	Hodsdon, Scott	8/19/2009	MOD
	2	Capra, Anthony	8/21/2009	SJ
	2	Capra, Anthony	9/1/2009	BAK
HB	4	Italiano, Craig	6/13/2009	VIS
WP	3	Hodsdon, Scott	6/15/2009	MOD
	3	Leblanc Poirier, Mathieu	6/21/2009	SJ
	3	Espinal, Leonardo	7/2/2009	SJ
	3	Hornbeck, Ben	7/13/2009	BAK
BK	1	Leblanc Poirier, Mathieu	5/9/2009	RC
	1	Gordon, Derrick	5/28/2009	BAK
	1	Hornbeck, Ben	7/19/2009	LAN
	1	Capra, Anthony	7/24/2009	MOD
	1	Gordon, Derrick	8/7/2009	IE
	1	Haigwood, Daniel	8/27/2009	RC

2009 Ports Home Stats

PLAYER	AVG	G	AB	R	H	2B	3B	HR	RBI	BB	SO	SB	CS	SLG	OBP	E
Affronti, Michael	.083	4	12	0	1	1	0	0	0	0	2	0	1	.167	.154	1
*Barton, Daric	.000	1	4	0	0	0	0	0	0	0	0	0	0	.000	.000	0
Carter, Yusuf	.308	48	195	36	60	8	2	7	21	16	50	3	1	.477	.362	4
Gobb, Larry	.238	14	42	4	10	0	0	1	3	4	12	1	2	.310	.360	2
Coleman, Dusty	.289	12	45	6	13	4	1	0	3	6	15	2	1	.422	.385	1
*Copeland, Ben	.444	2	9	1	4	1	0	0	0	0	2	0	0	.556	.444	0
Desme, Grant	.343	28	102	23	35	3	3	9	24	18	27	9	0	.696	.443	2
*Dowling, Greg	.000	5	16	1	0	0	0	0	0	4	6	0	0	.000	.200	0
Ellis, Mark	.000	2	4	0	0	0	0	0	0	1	1	0	0	.000	.200	0
Green, Grant	.316	5	19	2	6	1	0	0	3	1	5	1	0	.368	.350	0
*Johnson, Todd	.265	56	211	23	56	16	0	4	34	21	41	1	4	.398	.336	2
Ka'aihue, Kala	.094	10	32	6	3	0	1	1	5	6	14	0	0	.250	.237	0
#Keough, Shane	.257	60	214	16	55	5	1	1	17	21	64	4	4	.304	.326	6
Kleen, Steve	.364	35	129	22	47	10	0	5	23	14	18	0	1	.558	.454	2
Love, Dante	.160	8	25	0	4	0	0	0	3	2	4	0	0	.160	.222	0
#Martinez, Frank	.264	62	231	25	61	9	3	4	24	16	37	6	1	.381	.315	20
*Mitchell, Jermaine	.233	62	219	34	51	9	3	2	17	41	64	9	3	.329	.348	1
Ortiz, Gabriel	.292	7	24	5	7	1	0	0	3	2	6	4	0	.333	.346	2
*Padron, Raul	.324	19	74	14	24	2	0	4	15	6	21	1	0	.514	.373	1
*Putnam, Danny	.091	3	11	1	1	1	0	0	1	1	2	0	0	.182	.167	0
Richard, Michael	.270	50	189	30	51	4	0	0	10	26	30	16	3	.291	.370	13
Smith, Matt	.220	42	150	13	33	9	1	4	17	13	32	1	1	.373	.285	4
*Spencer, Matthew	.313	16	64	15	20	3	0	10	22	7	7	1	0	.828	.375	1
#Thomas, David	.221	25	95	12	21	4	0	2	7	8	23	2	1	.326	.295	1
#Valdez, Alex	.207	16	58	7	12	1	1	0	8	1	19	1	0	.259	.220	7
*Vitters, Christian	.209	38	134	13	28	4	3	2	15	17	33	2	1	.328	.301	7
#Weeks, Jemile	.329	19	73	14	24	4	2	3	16	12	13	3	1	.562	.432	1
TEAM TOTAL	.263	70	2381	323	627	100	21	59	291	264	548	67	25	.397	.343	90

PITCHERS	W-L	ERA	G	GS	CG	SHO	SV	IP	H	R	ER	HR	HB	BB	SO	WP	AVG
Adames, Jo selito	0-0	4.50	1	0	0	0	0	4.0	2	2	2	0	0	2	3	0	.167
Bell, Kristian	0-0	4.50	1	0	0	0	0	2.0	0	1	1	0	1	4	1	0	.000
*Capra, Anthony	2-2	2.90	7	7	0	0	0	40.1	34	19	13	5	2	17	48	4	.231
Carrigan, Andrew	0-0	4.50	2	0	0	0	0	2.0	1	1	1	0	0	3	2	0	.167
Casilla, Santiago	0-0	0.00	1	1	0	0	0	1.0	0	0	0	0	0	0	0	0	.000
*Cramer, Bobby	1-0	0.00	1	0	0	0	0	3.1	2	0	0	0	0	1	3	0	.167
Currin, Pat	0-2	4.98	11	0	0	0	0	21.2	25	14	12	2	2	6	14	0	.298
Espinal, Leonardo	0-2	6.75	17	0	0	0	4	17.1	19	15	13	0	6	11	20	6	.275
*Figueroa, Pedro	3-1	1.86	6	6	0	0	0	38.2	28	8	8	1	1	16	39	2	.203
Friend, Justin	1-2	2.73	22	0	0	0	3	33.0	23	14	10	3	3	13	36	2	.187
Garcia, Hector	0-1	1.50	2	1	0	0	0	6.0	3	1	1	1	0	0	2	0	.150
*Gordon, Derrick	2-4	4.07	23	1	0	0	0	48.2	43	28	22	3	3	18	48	4	.236
*Haigwood, Daniel	1-0	3.00	3	3	0	0	0	15.0	10	10	5	1	3	9	21	1	.175
*Hernandez, Carlos	3-3	4.68	6	6	0	0	0	32.2	32	18	17	1	0	14	29	1	.262
Hodsdon, Scott	4-6	4.52	15	12	0	0	0	75.2	84	50	38	8	7	23	54	9	.280
*Hornbeck, Ben	2-1	2.10	8	5	0	0	1	30.0	23	12	7	1	1	12	50	5	.204
Hunton, Jon	1-0	3.86	6	0	0	0	2	9.1	8	4	4	1	0	5	12	2	.216
Italiano, Craig	2-2	5.08	7	7	0	0	0	33.2	35	22	19	2	4	15	34	6	.271
Kerfoot, Chad	1-1	6.55	7	0	0	0	0	11.0	14	10	8	1	3	4	5	1	.311
Leblanc Poirier, Mathieu	0-2	6.10	7	6	0	0	0	31.0	33	24	21	5	6	14	18	8	.282
Madsen, Michael	0-0	0.00	1	1	0	0	0	3.0	0	0	0	0	0	2	3	0	.000
Mitchinson, Scott	0-2	4.91	5	4	0	0	0	18.1	17	13	10	0	5	6	19	0	.243
Murray, Justin	0-1	6.57	3	2	0	0	0	12.1	14	13	9	2	1	5	11	0	.286
*Ramos, Julio	0-0	2.57	1	1	0	0	0	7.0	6	2	2	0	0	2	9	0	.250
Ray, Jason	1-1	2.03	11	0	0	0	1	13.1	6	3	3	1	1	7	16	2	.140
Richmond, Jamie	2-0	3.68	7	0	0	0	1	14.2	15	6	6	2	0	1	14	0	.259
Rodriguez, Henry	0-0	0.00	3	0	0	0	0	50.0	3	0	0	0	1	1	11	1	.167
Ross, Tyson	2-2	4.72	7	7	0	0	0	34.1	38	23	18	4	2	14	33	2	.284
Sattler, Daniel	1-0	2.45	2	0	0	0	0	3.2	3	2	1	0	0	4	6	0	.214
*Sewell, Lance	1-1	6.23	18	0	0	0	0	26.0	28	18	18	6	2	14	34	4	.277
Sharpe, Steven	0-0	0.00	4	0	0	0	0	7.0	2	0	0	0	0	4	7	4	.095
Storey, Mickey	1-0	2.77	10	0	0	0	4	13.0	13	8	4	2	1	1	21	1	.245
Thomas, Daniel	0-1	22.5	3	0	0	0	1	2.0	6	7	5	2	0	3	4	0	.462
*Walters, Nick	1-1	2.81	30	0	0	0	0	32.0	23	12	10	1	4	18	34	6	.202
TEAM TOTAL	32-38	4.00	70	70	0	2	17	648.0	593	360	288	55	59	269	661	71	.243

Ports Combine for Shutout Victory

Date	Pitchers	Opponent	Score
May 12	Hernandez (6.0), Friend (2.0), Hunton (1.0)	Inland Empire	2-0
July 10	Ross (5.2), Friend (2.1), Richmond (1.0)	Bakersfield	5-0
July 18	Hodsdon (5.0), Walters (1.1), Ray (1.2), Storey (1.0)	Lake Elsinore	2-0
Aug 6	Figueroa (7.0), Ray (1.0), Storey (1.0)	Lake Elsinore	4-0

2009 Ports Road Stats

PLAYER	AVG	G	AB	R	H	2B	3B	HR	RBI	BB	SO	SB	CS	SLG	OBP	E
Affronti, Michael	.263	10	38	4	10	1	0	1	4	1	5	0	1	.368	.317	2
Carter, Yusuf	.331	43	157	25	52	4	2	7	31	15	39	1	1	.516	.386	5
Cobb, Larry	.192	7	26	5	5	1	0	2	2	1	8	0	0	.462	.222	0
Coleman, Dusty	.164	14	55	8	9	0	1	1	5	4	24	0	1	.255	.233	3
Desme, Grant	.272	34	125	26	34	9	1	11	27	15	40	7	5	.624	.359	1
*Dowling, Greg	.172	9	29	2	5	1	0	0	1	3	5	0	0	.207	.273	1
*Johnson, Todd	.263	54	205	22	54	13	2	1	20	16	50	1	3	.361	.317	3
Ka'aihue, Kala	.172	8	29	6	5	1	0	3	7	4	12	0	0	.517	.273	1
#Keough, Shane	.216	62	232	26	50	10	2	2	22	20	77	4	4	.302	.280	4
Kleen, Steve	.320	35	128	23	41	6	0	2	16	18	20	0	1	.414	.407	3
Love, Dante	.286	4	14	1	4	1	0	0	4	0	1	0	0	.357	.286	0
#Martinez, Frank	.256	56	199	23	51	12	3	1	22	25	38	1	3	.362	.339	14
*Mitchell, Jermaine	.260	62	231	29	60	6	3	1	17	32	64	8	7	.325	.351	2
Ortiz, Gabriel	.222	5	18	1	4	1	0	0	0	2	8	0	1	.278	.300	0
*Padron, Raul	.215	22	93	9	20	0	0	1	11	4	30	1	0	.247	.247	3
Richard, Michael	.263	45	156	30	41	11	0	1	10	25	29	8	8	.353	.382	14
Smith, Matt	.217	48	166	16	36	4	0	1	21	17	32	0	0	.259	.294	4
*Spencer, Matthew	.226	14	53	5	12	2	0	0	7	5	8	2	1	.264	.293	1
#Thomas, David	.214	21	70	10	15	2	2	0	12	8	19	1	0	.300	.321	0
#Valdez, Alex	.303	17	66	9	20	5	1	2	11	3	11	1	1	.500	.329	5
*Vitters, Christian	.222	44	171	20	38	8	2	6	24	8	47	2	1	.398	.262	10
#Weeks, Jemile	.281	31	128	15	36	5	0	4	15	14	27	2	0	.414	.357	2
TEAM TOTAL	.252	70	2391	315	603	104	19	47	290	240	595	39	38	.371	.325	88

PITCHERS	W-L	ERA	G	GS	CG	SHO	SV	IP	H	R	ER	HR	HB	BB	SO	WP	AVG
Bell, Kristian	0-0	3.18	4	0	0	0	0	5.2	5	2	2	1	1	1	6	0	.227
*Capra, Anthony	0-0	3.86	2	2	0	0	0	11.2	8	5	5	1	0	4	19	0	.195
*Cramer, Bobby	0-0	3.86	1	0	0	0	0	2.1	2	1	1	1	1	1	3	0	.222
Currin, Pat	2-1	4.86	10	0	0	0	0	16.2	17	12	9	1	3	5	16	1	.250
Duchscherer, Justin	0-0	0.00	1	1	0	0	0	2.0	0	0	0	0	0	0	2	0	.000
Espinal, Leonardo	0-1	3.18	11	0	0	0	3	11.1	10	12	4	1	3	6	15	2	.227
*Figueroa, Pedro	0-3	6.00	5	5	0	0	0	27.0	34	19	18	2	0	19	28	2	.312
Friend, Justin	0-2	3.04	21	0	0	0	2	26.2	24	13	9	2	2	16	28	3	.245
*Gordon, Derrick	3-2	3.41	16	0	0	0	1	37.0	27	20	14	3	3	15	42	0	.201
*Haigwood, Daniel	2-1	3.25	5	4	0	0	0	27.2	19	12	10	1	3	9	23	0	.200
*Hernandez, Carlos	6-4	3.69	13	13	0	0	0	75.2	75	41	31	8	5	22	61	4	.254
Hodsdon, Scott	2-4	6.23	12	9	0	0	0	52.0	69	44	36	6	7	14	49	5	.321
*Hornbeck, Ben	3-3	4.44	13	6	0	0	0	46.2	41	24	23	2	5	20	61	4	.238
Hunton, Jon	1-0	0.00	7	0	0	0	4	10.2	6	0	0	0	0	1	15	2	.162
Italiano, Craig	3-4	6.07	9	9	0	0	0	43.0	48	33	29	4	10	25	41	4	.287
Kerfoot, Chad	1-0	6.48	6	0	0	0	0	8.1	16	7	6	2	0	3	7	0	.410
Leblanc Poirier, Mathieu	0-1	4.11	3	3	0	0	0	15.1	9	7	7	2	3	10	10	0	.170
Mitchinson, Scott	0-2	6.35	4	4	0	0	0	17.0	25	13	12	4	2	7	17	0	.329
Murray, Justin	1-3	5.54	4	1	0	0	0	13.0	17	15	8	1	3	6	8	0	.315
Pena, Jorge	0-1	6.00	1	1	0	0	0	3.0	4	3	2	0	2	4	3	0	.308
*Ramos, Julio	0-1	5.40	1	1	0	0	0	5.0	6	3	3	0	0	1	2	0	.286
Ray, Jason	1-1	2.40	13	0	0	0	3	15.0	9	5	4	0	2	5	16	1	.173
Richmond, Jamie	0-0	7.50	7	0	0	0	0	12.0	16	12	10	5	0	2	13	2	.296
Ross, Tyson	3-4	3.81	11	11	0	0	0	52.0	40	26	22	6	6	19	49	3	.205
Sattler, Daniel	0-1	81.00	2	0	0	0	0	0.1	3	3	3	1	0	1	0	0	.750
*Sewell, Lance	0-0	1.56	14	0	0	0	0	17.1	12	3	3	2	2	13	22	4	.190
Sharpe, Steven	1-0	0.90	6	0	0	0	0	10.0	6	2	1	1	0	1	13	0	.182
Storey, Mickey	0-1	1.69	12	0	0	0	5	10.2	6	2	2	0	0	5	14	0	.167
Thomas, Daniel	0-0	0.00	2	0	0	0	0	1.1	1	0	0	0	0	0	2	0	.200
*Walters, Nick	0-1	7.17	24	0	0	0	1	21.1	22	18	17	1	2	22	22	4	.265
TEAM TOTAL	29-41	4.32	70	70	0	2	19	597.2	577	357	287	58	65	257	607	41	.252

2009 Ports vs. Right

PLAYER	AVG	G	AB	R	H	2B	3B	HR	RBI	BB	SO	SB	CS	SLG	OBP
Affronti, Michael	.241		29	4	7	1	0	1	3	0	5	0	1	.379	.290
*Barton, Daric	.000		1	0	0	0	0	0	0	0	0	0	0	.000	.000
Carter, Yusuf	.317		230	38	73	4	2	8	32	19	65	3	1	.457	.372
Cobb, Larry	.217		46	5	10	0	0	2	4	3	13	1	2	.348	.308
Coleman, Dusty	.203		64	9	13	2	1	1	3	5	26	1	2	.313	.282
*Copeland, Ben	.500		4	1	2	1	0	0	0	0	2	0	0	.750	.500
Desme, Grant	.280		143	28	40	7	4	10	31	20	49	11	5	.594	.373
*Dowling, Greg	.115		26	1	3	1	0	0	0	4	5	0	0	.154	.233
Ellis, Mark	.000		4	0	0	0	0	0	0	1	1	0	0	.000	.200
Green, Grant	.308		13	0	4	0	0	0	1	1	5	0	0	.308	.357
*Johnson, Todd	.292		295	37	86	26	2	5	43	24	58	2	7	.444	.343
Ka'aihue, Kala	.158		38	8	6	1	0	4	11	6	13	0	0	.500	.273
#Keough, Shane	.254		276	32	70	12	3	1	27	29	90	5	1	.330	.327
Kleen, Steve	.318		157	27	50	11	0	3	27	22	23	0	0	.446	.417
Love, Dante	.276		29	1	8	1	0	0	7	2	4	0	0	.310	.323
#Martinez, Frank	.265		268	33	71	17	4	4	29	33	40	6	4	.403	.345
*Mitchell, Jermaine	.245		278	38	68	9	4	2	21	55	82	10	8	.327	.368
Ortiz, Gabriel	.185		27	5	5	1	0	0	0	1	9	1	0	.222	.214
*Padron, Raul	.235		119	18	28	2	0	5	21	8	34	1	0	.378	.285
*Putnam, Danry	.000		6	1	0	0	0	0	1	0	1	0	0	.000	.000
Richard, Michael	.268		205	35	55	8	0	0	14	38	42	15	6	.307	.402
Smith, Matt	.160		181	13	29	6	1	2	21	20	43	1	1	.238	.245
*Spencer, Matthew	.291		79	17	23	4	0	9	25	10	13	2	1	.684	.367
#Thomas, David	.222		108	16	24	1	1	1	11	15	31	2	0	.278	.328
#Valdez, Alex	.262		84	12	22	3	0	2	12	3	17	2	1	.369	.284
*Vitters, Christian	.244		217	28	53	10	5	8	33	21	50	4	2	.447	.311
#Weeks, Jemile	.348		132	24	46	5	2	7	23	20	27	4	1	.576	.442
TEAM TOTAL	.260		3059	431	796	133	29	75	400	360	748	71	43	.396	.343

PITCHERS	W-L	ERA	G	GS	CG	SHO	SV	IP	H	R	ER	HR	HB	BB	SO	WP	AVG
Adames, Joselito	-	0.00						1.1	0	0	0	0	0	0	1	0	.000
Bell, Kristian	-	2.25						4.0	3	1	1	1	2	2	4	0	.200
*Capra, Anthony	-	3.16						37.0	30	17	13	5	1	17	51	2	.224
Carignan, Andrew	-	0.00						1.1	0	0	0	0	0	2	1	0	.000
*Cramer, Bobby	-	2.25						4.0	2	1	1	1	0	2	5	0	.143
Currin, Pat	-	3.65						24.2	20	12	10	1	4	3	18	0	.222
Duchscherer, Justin	-	0.00						1.1	0	0	0	0	0	0	1	0	.000
Espinal, Leonardo	-	4.66						19.1	13	19	10	1	7	8	23	7	.194
*Figueroa, Pedro	-	3.11						46.1	44	16	16	2	0	26	43	3	.251
Friend, Justin	-	2.59						41.2	28	18	12	3	3	16	44	4	.188
Garcia, Hector	-	1.93						4.2	3	1	1	1	0	0	2	0	.188
*Gordon, Derrick	-	4.19						53.2	49	34	25	4	4	17	51	3	.246
*Haigwood, Daniel	-	3.30						30.0	19	15	11	2	2	15	30	1	.181
*Hernandez, Carlos	-	3.86						74.2	71	40	32	6	3	27	69	4	.251
Hodsdon, Scott	-	5.10						72.1	82	53	41	5	9	18	60	6	.284
*Hornbeck, Ben	-	2.73						52.2	43	21	16	2	1	26	76	6	.221
Hurton, Jon	-	0.84						10.2	8	1	1	0	0	4	14	3	.200
Italiano, Craig	-	5.56						43.2	45	32	27	3	6	19	35	4	.271
Kerfoot, Chad	-	5.73						11.0	15	9	7	2	2	6	7	1	.341
Leblanc Poirier, Mathieu	-	4.26						25.1	15	13	12	3	5	10	13	6	.174
Madsen, Michael	-	0.00						2.1	0	0	0	0	0	1	3	0	.000
Mitchinson, Scott	-	3.15						20.0	23	10	7	2	6	5	24	0	.280
Murray, Justin	-	8.10						13.1	19	16	12	2	0	7	9	0	.322
Pena, Jorge	-	6.00						3.0	3	3	2	0	2	3	3	0	.250
*Ramos, Julio	-	2.70						6.2	9	2	2	0	0	1	6	0	.321
Ray, Jason	-	1.80						15.0	11	3	3	0	2	8	20	1	.212
Richmond, Jamie	-	5.71						17.1	23	13	11	3	0	2	15	2	.315
Rodriguez, Henry	-	0.00						4.0	1	0	0	0	1	1	11	1	.077
Ross, Tyson	-	3.71						51.0	43	24	21	4	5	14	53	3	.223
Sattler, Daniel	-	3.38						2.2	4	1	1	0	0	2	4	0	.333
*Sewell, Lance	-	3.95						27.1	23	12	12	5	4	10	34	5	.230
Sharpe, Steven	-	0.00						11.2	6	1	0	0	0	0	14	3	.171
Storey, Mickey	-	1.93						14.0	16	7	3	1	1	3	24	0	.276
Thomas, Daniel	-	9.00						2.0	1	2	2	0	0	1	3	0	.143
*Walters, Nick	-	5.59						29.0	25	20	18	1	1	25	19	7	.236
TEAM TOTAL	-							779.0	697	417		60	71	301	790	72	.239

2009 Ports vs. Left

PLAYER	AVG	G	AB	R	H	2B	3B	HR	RBI	BB	SO	SB	CS	SLG	OBP
Affronti, Michael	.190		21	0	4	1	0	0	1	1	2	0	1	.238	.261
*Barton, Daric	.000		3	0	0	0	0	0	0	0	0	0	0	.000	.000
Carter, Yustuf	.320		122	23	39	8	2	6	20	12	24	1	1	.566	.374
Cobb, Larry	.227		22	4	5	1	0	1	1	2	7	0	0	.409	.320
Coleman, Dusty	.250		36	5	9	2	1	0	5	5	13	1	0	.361	.341
*Copeland, Ben	.400		5	0	2	0	0	0	0	0	0	0	0	.400	.400
Desme, Grant	.345		84	21	29	5	0	10	20	13	18	5	0	.762	.439
*Dowling, Greg	.105		19	2	2	0	0	0	1	3	6	0	0	.105	.261
Green, Grant	.333		6	2	2	1	0	0	2	0	0	1	0	.500	.333
*Johnson, Todd	.198		121	8	24	3	0	0	11	13	33	0	0	.223	.290
Ka'aihue, Kala	.087		23	4	2	0	1	0	1	4	13	0	0	.174	.222
#Keough, Shane	.206		170	10	35	3	0	2	12	12	51	3	7	.259	.261
Kleen, Steve	.380		100	18	38	5	0	4	12	10	15	0	2	.550	.452
Love, Dante	.000		10	0	0	0	0	0	0	0	1	0	0	.000	.000
#Martinez, Frank	.253		162	15	41	4	2	1	17	8	35	1	0	.321	.292
*Mitchell, Jermaine	.250		172	25	43	6	2	1	13	18	46	7	2	.326	.318
Ortiz, Gabriel	.400		15	1	6	1	0	0	3	3	5	3	1	.467	.500
*Padron, Raul	.333		48	5	16	0	0	0	5	2	17	1	0	.333	.360
*Putnam, Danny	.200		5	0	1	1	0	0	0	1	1	0	0	.400	.333
Richard, Michael	.264		140	25	37	7	0	1	6	13	17	9	5	.336	.331
Smith, Matt	.296		135	16	40	7	0	3	17	10	21	0	0	.415	.351
*Spencer, Matthew	.237		38	3	9	1	0	1	4	2	2	1	0	.342	.275
#Thomas, David	.211		57	6	12	5	1	1	8	1	11	1	1	.386	.262
#Valdez, Alex	.250		40	4	10	3	2	0	7	1	13	0	0	.425	.268
*Vitters, Christian	.148		88	5	13	2	0	0	6	4	30	0	0	.170	.200
#Weeks, Jenile	.203		69	5	14	4	0	0	8	6	13	1	0	.261	.273
TEAM TOTAL	.253		1713	207	434	71	11	31	181	144	395	35	20	.362	.318

PITCHERS	W-L	ERA	G	GS	CG	SHO	SV	IP	H	R	ER	HR	HB	BB	SO	WP	AVG
Adames, Jo selito	-	6.75						2.2	2	2	2	0	0	2	2	0	.200
Bell, Kristian	-	4.91						3.2	2	2	2	0	0	3	3	0	.167
*Capra, Anthony	-	3.00						15.0	12	7	5	1	1	4	16	2	.222
Carrigan, Andrew	-	13.5						0.2	1	1	1	0	0	1	1	0	.500
Casilla, Santiago	-	0.00						1.0	0	0	0	0	0	0	0	0	.000
*Cramer, Bobby	-	0.00						1.2	2	0	0	0	1	0	1	0	.286
Currin, Pat	-	7.24						13.2	22	14	11	2	1	8	12	1	.355
Duchscherer, Justin	-	0.00						0.2	0	0	0	0	0	0	1	0	.000
Espinal, Leonardo	-	6.75						9.1	16	8	7	0	2	9	12	1	.348
*Figueroa, Pedro	-	4.66						19.1	18	11	10	1	1	9	24	1	.250
Friend, Justin	-	3.50						18.0	19	9	7	2	2	13	20	1	.264
Garcia, Hector	-	0.00						1.1	0	0	0	0	0	0	0	0	.000
*Gordon, Derrick	-	3.09						32.0	21	14	11	2	2	16	39	1	.179
*Haigwood, Daniel	-	2.84						12.2	10	7	4	0	4	3	14	0	.213
*Hernandez, Carlos	-	4.28						33.2	36	19	16	3	2	9	21	1	.269
Hodsdon, Scott	-	5.37						55.1	71	41	33	9	5	19	43	8	.314
*Hornbeck, Ben	-	5.25						24.0	21	15	14	1	5	6	35	3	.233
Hunton, Jon	-	2.89						9.1	6	3	3	1	0	2	13	1	.176
Italiano, Craig	-	5.73						33.0	38	23	21	3	8	21	40	6	.292
Kerfoot, Chad	-	7.56						8.1	15	8	7	1	1	1	5	0	.375
Leblanc Poirier, Mathieu	-	6.86						21.0	27	18	16	4	4	14	15	2	.321
Madsen, Michael	-	0.00						0.2	0	0	0	0	0	1	0	0	.000
Mitchinson, Scott	-	8.80						15.1	19	16	15	2	1	8	12	0	.297
Murray, Justin	-	3.75						12.0	12	12	5	1	4	4	10	0	.273
Pena, Jorge	-	0.00						0.0	1	0	0	0	0	1	0	0	1.000
*Ramos, Julio	-	5.06						5.1	3	3	3	0	0	2	5	0	.176
Ray, Jason	-	2.70						13.1	4	5	4	1	1	4	12	2	.093
Richmond, Jamie	-	4.82						9.1	8	5	5	4	0	1	12	0	.205
Rodriguez, Henry	-	0.00						1.0	2	0	0	0	0	0	0	0	.400
Ross, Tyson	-	4.84						35.1	35	25	19	6	3	19	29	2	.257
Sattler, Daniel	-	20.25						1.1	2	4	3	1	0	3	2	0	.333
*Sewell, Lance	-	5.06						16.0	17	9	9	3	0	17	22	3	.266
Sharpe, Steven	-	1.69						5.1	2	1	1	1	0	5	6	1	.105
Storey, Mickey	-	2.79						9.2	3	3	3	1	0	3	11	1	.097
Thomas, Daniel	-	20.25						1.1	6	5	3	2	0	2	3	0	.545
*Walters, Nick	-	3.33						24.1	20	10	9	1	5	15	37	3	.220
TEAM TOTAL	-							466.2	473	300		53	53	225	478	40	.260

2009 Ports vs. Opponents

Stockton vs. Opp.	Record	BA	ERA	Month	April	May	June	July	Aug.	Sept.
Bakersfield	12-16	.258	4.11	Record	5-16	15-14	8-18	18-12	12-15	3-4
High Desert	3-5	.279	4.23	BA	.207	.291	.250	.274	.257	.225
Inland Empire	5-1	.305	1.87	ERA	4.40	4.49	4.75	4.00	3.57	2.71
Lake Elsinore	5-2	.257	2.71							
Lancaster	5-1	.363	5.26							
Modesto	6-15	.232	4.65							
Rancho Cucamonga	3-4	.300	6.12							
San Jose	10-24	.229	3.88							
Visalia	12-11	.256	4.30							

2009 Batters Situational Stats

PLAYER	LEADING OFF INNING											RUNNERS ON BASE										
	AVG	AB	H	2B	3B	HR	RBI	BB	SO	OBP	SLG	AVG	AB	H	2B	3B	HR	RBI	BB	SO	OBP	SLG
Affronti, Michael	.214	14	3	1	0	0	0	0	2	.267	.286	.353	17	6	1	0	0	3	0	0	.421	.412
Barton, Daric	.000	1	0	0	0	0	0	0	0	.000	.000	.000	1	0	0	0	0	0	0	0	.000	.000
Carter, Yusuf	.366	82	30	6	2	4	4	4	17	.395	.634	.308	182	56	2	1	9	47	19	47	.369	.478
Cobb, Larry	.167	18	3	0	0	1	1	2	3	.286	.333	.176	17	3	0	0	0	2	1	7	.300	.176
Coleman, Dusty	.294	17	5	1	0	0	0	0	5	.333	.353	.200	35	7	0	1	1	8	6	14	.317	.343
*Copeland, Ben												.250	4	1	0	0	0	0	0	1	.250	.250
Desme, Grant	.321	56	18	1	0	7	7	10	14	.433	.714	.272	114	31	9	2	6	37	16	36	.364	.544
*Dowling, Greg	.000	11	0	0	0	0	0	1	2	.083	.000	.133	15	2	0	0	0	1	6	5	.381	.133
Ellis, Mark													0	0	0	0	0	0	1	0	1.000	
Green, Grant	.400	5	2	0	0	0	0	1	0	.500	.400	.200	10	2	1	0	0	3	0	4	.200	.300
*Johnson, Todd	.204	98	20	3	0	1	1	10	22	.278	.265	.265	185	49	13	1	2	51	18	42	.332	.378
Ka'aihue, Kala	.250	12	3	0	0	2	2	1	4	.308	.750	.172	29	5	1	1	2	10	5	9	.294	.483
#Keough, Shane	.197	127	25	5	3	0	0	10	43	.255	.283	.241	187	45	3	0	3	39	20	53	.313	.305
Kleen, Steve	.362	47	17	2	0	4	4	2	8	.400	.660	.375	120	45	9	0	2	34	14	18	.458	.500
Love, Dante	.000	8	0	0	0	0	0	0	0	.000	.000	.267	15	4	1	0	0	7	2	1	.353	.333
#Martinez, Frank	.305	82	25	5	0	1	1	9	12	.374	.402	.270	189	51	10	3	2	43	25	30	.355	.386
*Mitchell, Jermaine	.308	133	41	3	3	2	2	11	30	.361	.421	.238	172	41	7	2	1	32	32	53	.352	.320
Ortiz, Gabriel	.273	11	3	0	0	0	0	0	5	.273	.273	.231	13	3	0	0	0	3	0	2	.231	.231
Padron, Raul	.163	43	7	1	0	0	0	1	11	.182	.186	.321	78	25	0	0	5	26	6	25	.368	.513
*Putnam, Danry	.000	1	0	0	0	0	0	0	0	.000	.000	.000	5	0	0	0	0	1	0	1	.000	.000
Richard, Michael	.303	119	36	7	0	1	1	12	15	.385	.387	.246	130	32	5	0	0	19	29	26	.395	.285
Smith, Matt	.208	72	15	3	0	1	1	5	20	.269	.292	.214	140	30	4	1	3	36	20	21	.311	.321
*Spencer, Matthew	.226	31	7	2	0	3	3	0	4	.226	.581	.320	50	16	2	0	5	24	10	5	.426	.660
#Thomas, David	.244	41	10	2	0	1	1	4	8	.354	.366	.250	80	20	3	2	1	18	8	21	.333	.375
#Valdez, Alex	.346	26	9	1	1	1	1	1	5	.370	.577	.322	59	19	2	1	1	18	2	14	.339	.441
*Vitters, Christian	.158	57	9	3	0	1	1	3	18	.200	.263	.261	134	35	8	4	3	34	16	33	.346	.448
#Weeks, Jemile	.326	43	14	2	0	1	1	4	8	.383	.442	.282	85	24	3	2	3	27	14	19	.392	.471
TEAM TOTAL	.261	1156	302	48	9	31	31	91	257	.322	.399	.268	2067	553	85	21	49	524	270	487	.356	.400
	BASES LOADED											SCORING POS										
Affronti, Michael	.000	1	0	0	0	0	0	0	0	.000	.000	.375	8	3	0	0	0	3	0	0	.444	.375
Barton, Daric	.000	1	0	0	0	0	0	0	0	.000	.000	.000	1	0	0	0	0	0	0	0	.000	.000
Carter, Yusuf	.267	15	4	0	0	0	11	0	6	.235	.267	.310	116	36	0	1	4	37	11	31	.359	.431
Cobb, Larry	.000	1	0	0	0	0	0	0	1	.000	.000	.214	14	3	0	0	0	2	0	7	.214	.214
Coleman, Dusty	1.000	1	1	0	0	0	2	1	0	1.000	1.000	.136	22	3	0	0	0	5	3	9	.240	.136
*Copeland, Ben												.000	2	0	0	0	0	0	0	1	.000	.000
Desme, Grant	.400	10	4	0	1	1	10	0	2	.400	.900	.299	67	20	6	2	4	31	10	17	.392	.627
*Dowling, Greg		0	0	0	0	0	0	0	0			.091	11	1	0	0	0	1	5	4	.375	.091
Ellis, Mark													0	0	0	0	0	0	1	0	1.000	
Green, Grant	1.000	1	1	1	0	0	2	0	0	1.000	2.000	.333	6	2	1	0	0	3	0	2	.333	.500
*Johnson, Todd	.417	12	5	0	0	1	11	0	3	.385	.667	.269	119	32	9	0	2	48	10	28	.319	.395
Ka'aihue, Kala	.200	5	1	0	0	1	4	0	1	.200	.800	.150	20	3	0	0	2	8	3	7	.261	.450
#Keough, Shane	.231	13	3	0	0	1	12	0	3	.188	.462	.292	106	31	1	0	3	39	12	30	.361	.387
Kleen, Steve	.667	6	4	0	0	0	9	1	0	.667	.667	.358	53	19	6	0	0	29	10	8	.479	.472
Love, Dante	.000	1	0	0	0	0	2	1	0	.500	.000	.400	10	4	1	0	0	7	1	0	.455	.500
#Martinez, Frank	.462	13	6	1	0	0	14	3	2	.500	.538	.314	105	33	7	3	2	42	15	15	.398	.495
*Mitchell, Jermaine	.200	15	3	0	2	0	8	0	7	.188	.467	.245	102	25	4	2	0	29	17	30	.339	.324
Ortiz, Gabriel		0	0	0	0	0	0	0	0			.400	5	2	0	0	0	3	0	1	.400	.400
Padron, Raul	.167	6	1	0	0	0	2	1	1	.286	.167	.313	48	15	0	0	4	24	4	19	.352	.563
*Putnam, Danry												.000	4	0	0	0	0	1	0	1	.000	.000
Richard, Michael	.125	8	1	0	0	0	5	4	1	.417	.125	.207	82	17	3	0	0	18	23	17	.393	.244
Smith, Matt	.188	16	3	1	0	0	8	3	3	.316	.250	.216	88	19	4	0	2	33	14	14	.321	.330
*Spencer, Matthew	.500	4	2	0	0	1	6	0	1	.500	1.25	.290	31	9	1	0	3	20	8	3	.425	.613
#Thomas, David	.000	4	0	0	0	0	3	2	0	.286	.000	.245	49	12	1	2	0	15	7	17	.361	.347
#Valdez, Alex	.500	4	2	1	0	0	3	0	1	.500	.750	.324	37	12	1	1	1	17	0	8	.316	.486
*Vitters, Christian	.200	10	2	0	0	0	5	1	3	.250	.200	.244	82	20	2	3	1	27	11	22	.337	.378
#Weeks, Jemile	.333	6	2	0	0	1	7	1	2	.429	.833	.255	47	12	2	1	2	23	10	13	.400	.468
TEAM TOTAL	.294	153	45	4	3	6	124	18	37	.348	.477	.270	1236	334	50	15	30	466	175	304	.361	.408
	SCOR-POS/2 OUTS																					
Affronti, Michael	.500	2	1	0	0	0	1	0	0	.500	.500											
Barton, Daric	.000	1	0	0	0	0	0	0	0	.000	.000											
Carter, Yusuf	.241	54	13	0	0	0	9	5	17	.305	.241											
Cobb, Larry	.125	8	1	0	0	0	1	0	4	.125	.125											
Coleman, Dusty	.091	11	1	0	0	0	3	1	5	.167	.091											
*Copeland, Ben		0	0	0	0	0	0	0	0													
Desme, Grant	.233	30	7	2	1	0	7	4	9	.324	.367											
*Dowling, Greg	.143	7	1	0	0	0	1	4	2	.455	.143											
Ellis, Mark		0	0	0	0	0	0	1	0	1.000												
Green, Grant	.333	3	1	0	0	0	1	0	2	.333	.333											
*Johnson, Todd	.333	57	19	6	0	2	26	7	15	.41												

2009 Ports Monthly Batters

APRIL

BATTERS	AVG	G	AB	R	H	2B	3B	HR	RBI	BB	IBB	SO	SB	CS	OBP	SLG	OPS	SF	SAC	HBP	GIDP	E
Affronti, Michael	.220	14	50	4	11	2	0	1	4	1	0	7	0	2	.278	.320	.598	0	1	3	2	3
Gobb, Larry	.225	13	40	5	9	1	0	1	1	3	0	13	0	1	.311	.325	.636	0	1	2	0	2
*Dowling, Greg	.111	14	45	3	5	1	0	0	1	7	2	11	0	0	.245	.133	.379	0	0	1	2	1
*Johnson, Todd	.250	21	80	6	20	7	0	2	9	7	0	17	0	1	.307	.413	.719	1	0	0	1	2
#Keough, Shane	.213	20	75	6	16	3	0	0	7	5	0	21	1	0	.263	.253	.516	0	0	0	1	2
Love, Dante	.200	11	35	1	7	1	0	0	6	2	0	5	0	0	.243	.229	.472	0	2	0	0	0
#Martinez, Frank	.220	17	59	10	13	3	1	0	4	4	0	12	1	0	.270	.305	.575	0	2	0	1	4
*Mitchell, Jermaine	.217	20	69	9	15	2	0	1	2	10	0	22	3	3	.325	.290	.615	0	1	1	0	0
*Padron, Raul	.208	7	24	3	5	0	0	2	6	3	0	5	1	0	.321	.458	.780	0	0	1	0	0
Richard, Michael	.163	12	43	7	7	2	0	0	1	2	0	6	4	2	.234	.209	.443	0	0	2	0	4
Smith, Matt	.269	8	26	2	7	1	0	1	3	2	0	5	0	0	.321	.423	.745	0	0	0	1	0
*Spencer, Matthew	.275	21	80	14	22	3	0	7	22	8	0	9	3	1	.341	.575	.916	0	0	0	1	1
#Thomas, David	.222	2	9	1	2	0	0	0	0	0	0	3	0	0	.222	.222	.444	0	0	0	0	0
#Valdez, Alex	.058	15	52	2	3	0	0	0	3	2	0	10	0	0	.091	.058	.149	1	0	0	0	7
TEAM TOTAL	.207	21	687	73	142	26	1	15	69	56	2	146	13	10	.275	.313	.588	2	7	10	9	29

MAY

BATTERS	AVG	G	AB	R	H	2B	3B	HR	RBI	BB	IBB	SO	SB	CS	OBP	SLG	OPS	SF	SAC	HBP	GIDP	E
Carter, Yusuf	.338	22	80	12	27	4	0	1	12	9	0	21	1	0	.396	.425	.821	2	0	0	1	2
Gobb, Larry	.214	8	28	4	6	0	0	2	4	2	0	7	1	1	.313	.429	.741	0	0	2	0	0
*Copeland, Ben	.444	2	9	1	4	1	0	0	0	0	0	2	0	0	.444	.556	1.000	0	0	0	0	0
*Johnson, Todd	.293	24	92	12	27	9	0	1	15	12	1	27	2	2	.383	.424	.807	1	0	2	1	1
#Keough, Shane	.289	23	90	10	26	2	1	1	14	3	0	31	0	5	.316	.367	.682	1	0	1	5	0
Love, Dante	.250	1	4	0	1	0	0	0	1	0	0	0	0	0	.250	.250	.500	0	0	0	0	0
#Martinez, Frank	.205	20	73	6	15	3	2	0	9	9	0	10	0	1	.293	.301	.594	0	1	0	4	8
*Mitchell, Jermaine	.269	27	93	21	25	3	3	1	12	18	0	22	3	3	.381	.398	.778	2	2	0	1	1
*Padron, Raul	.326	23	92	16	30	2	0	3	18	5	0	33	0	0	.357	.446	.803	1	0	0	2	2
Richard, Michael	.322	26	90	19	29	8	0	0	8	17	0	16	8	2	.440	.411	.851	0	3	2	0	6
Smith, Matt	.262	17	61	11	16	4	0	0	5	10	0	12	1	0	.375	.328	.703	0	0	1	3	1
*Spencer, Matthew	.270	9	37	6	10	2	0	3	7	4	1	6	0	0	.333	.568	.901	1	0	0	1	1
#Thomas, David	.245	27	94	18	23	5	2	1	13	15	0	27	3	1	.379	.372	.752	1	2	6	2	1
#Valdez, Alex	.403	18	72	14	29	6	2	2	16	2	0	20	2	1	.419	.625	1.044	0	2	0	0	5
*Vitters, Christian	.268	17	71	10	19	5	1	1	9	7	0	17	2	0	.325	.408	.733	2	0	0	2	8
#Weeks, Jemile	.300	4	20	3	6	0	0	2	7	1	0	4	0	0	.333	.600	.933	0	0	0	0	1
TEAM TOTAL	.291	29	1006	163	293	54	11	18	150	114	2	255	23	16	.368	.420	.788	11	10	14	22	44

JUNE

BATTERS	AVG	G	AB	R	H	2B	3B	HR	RBI	BB	IBB	SO	SB	CS	OBP	SLG	OPS	SF	SAC	HBP	GIDP	E
Carter, Yusuf	.247	21	85	10	21	2	1	1	7	5	1	24	0	1	.286	.329	.615	1	0	0	1	5
Desme, Grant	.167	6	24	4	4	1	0	2	5	1	0	11	0	0	.200	.458	.658	0	0	0	0	0
Ellis, Mark	.000	2	4	0	0	0	0	0	0	1	0	1	0	0	.200	.000	.200	0	0	0	0	0
*Johnson, Todd	.182	23	88	13	16	6	0	1	9	9	0	21	0	0	.260	.284	.544	2	0	1	1	1
#Keough, Shane	.284	22	81	12	23	3	1	0	5	8	0	23	0	1	.341	.346	.686	2	0	0	0	2
Kleen, Steve	.409	6	22	7	9	5	0	1	4	1	0	3	0	1	.440	.773	1.213	1	0	1	0	1
#Martinez, Frank	.253	20	75	7	19	3	0	0	8	6	0	14	1	3	.305	.293	.598	1	1	0	0	8
*Mitchell, Jermaine	.287	26	101	12	29	5	1	0	7	18	0	34	2	0	.392	.356	.748	1	2	0	1	0
*Padron, Raul	.176	11	51	4	9	0	0	2	2	2	0	13	1	0	.204	.176	.380	1	0	0	2	2
Richard, Michael	.241	23	87	14	21	3	0	0	7	15	1	16	4	3	.383	.276	.659	0	1	5	3	6
Smith, Matt	.212	19	66	8	14	4	0	3	14	7	0	13	0	1	.293	.409	.702	1	0	1	2	2
#Thomas, David	.177	17	62	3	11	1	0	1	6	1	0	12	0	0	.188	.242	.429	1	4	0	1	0
*Vitters, Christian	.233	24	90	12	21	2	3	4	16	9	3	18	1	1	.300	.456	.756	1	3	0	2	4
#Weeks, Jemile	.403	20	77	14	31	5	2	5	17	12	0	16	2	0	.495	.714	1.209	0	0	2	0	1
TEAM TOTAL	.250	26	913	120	228	40	8	18	107	95	5	219	11	11	.323	.370	.694	12	11	10	13	37

2009 Grand Slams By Ports

Date	Batter	Opponent	Pitcher	Score
April 17	Matt Spencer	San Jose	David Mixon	8-7, W
May 31	Shane Keough	San Jose	Clayton Tanner	9-6, W
June 12	Jemile Weeks	Visalia	Joshua Collmenter	5-4, W
July 8	Grant Desme	Visalia	Pat McAnaney	12-10, W
July 28	Todd Johnson	San Jose	T.J. Brewer	16-7, W
August 6	Kala Ka'aihue	Lake Elsinore	Wynn Pelzer	4-0, W

2009 5-Hit Games By Ports

Date	Batter	AB	Opponent	Score
May 17	Alex Valdez	5	High Desert	9-7, W
June 2	Yusuf Carter	6	San Jose	16-7, W
June 4	Christian Vitters	6	High Desert	6-7, L (2 1)
July 20	Jemile Weeks	6	Lancaster	11-6, W

2009 Ports Monthly Batters

JULY

BATTERS	AVG	G	AB	R	H	2B	3B	HR	RBI	BB	IBB	SO	SB	CS	OBP	SLG	OPS	SF	SAC	HBP	GDP	E
Carter, Yusuf	.366	28	112	26	41	5	2	9	21	7	1	29	1	1	.405	.688	1.092	1	0	1	6	0
Desme, Grant	.300	30	110	28	33	7	3	10	28	17	0	34	8	3	.395	.691	1.086	1	0	1	2	0
*Johnson, Todd	.278	19	72	5	20	2	1	1	13	2	0	14	0	1	.293	.375	.668	1	0	0	1	1
#Keough, Shane	.194	26	93	6	18	3	1	0	5	12	0	27	4	1	.286	.247	.533	0	0	0	3	3
Kleen, Steve	.362	30	116	23	42	5	0	4	15	9	0	20	0	0	.419	.509	.927	1	0	3	2	1
#Martinez, Frank	.324	29	102	11	33	5	0	2	12	9	1	18	3	0	.386	.431	.817	1	1	2	3	8
*Mitchell, Jermaine	.233	25	86	8	20	1	1	0	3	12	0	31	5	1	.327	.267	.594	0	3	0	1	0
*Putnam, Danny	.091	3	11	1	1	1	0	0	1	1	0	2	0	0	.167	.182	.348	0	0	0	1	0
Richard, Michael	.244	22	82	12	20	2	0	1	4	13	1	13	5	4	.347	.305	.652	0	3	0	7	11
Smith, Matt	.243	21	70	5	17	2	0	0	8	8	0	14	0	0	.325	.271	.596	1	0	1	4	4
*Vitters, Christian	.190	17	58	5	11	1	0	1	7	6	0	16	1	0	.288	.259	.546	0	1	2	1	1
#Weeks, Jemile	.212	25	99	11	21	4	0	0	7	13	0	20	3	1	.307	.253	.560	1	1	1	5	1
TEAM TOTAL	.274	30	1011	141	277	38	8	28	124	109	3	238	30	12	.349	.410	.759	7	9	11	36	31

AUGUST

BATTERS	AVG	G	AB	R	H	2B	3B	HR	RBI	BB	IBB	SO	SB	CS	OBP	SLG	OPS	SF	SAC	HBP	DP	E
*Barton, Daric	.000	1	4	0	0	0	0	0	0	0	0	0	0	0	.000	.000	.000	0	0	0	0	0
Carter, Yusuf	.307	20	75	13	23	1	1	3	12	10	0	15	2	0	.395	.467	.862	0	0	1	1	2
Coleman, Dusty	.220	26	100	14	22	4	2	1	8	10	0	39	2	2	.304	.330	.634	0	0	2	1	4
Desme, Grant	.344	26	93	17	32	4	1	8	18	15	2	22	8	2	.445	.667	1.112	0	0	2	1	3
*Johnson, Todd	.365	17	63	7	23	4	1	0	5	5	0	8	0	3	.412	.460	.872	0	1	0	0	0
Ka'aihue, Kala	.131	18	61	12	8	1	1	4	12	10	0	26	0	0	.254	.377	.631	0	0	0	1	1
#Keough, Shane	.225	25	89	8	20	3	0	2	8	9	1	30	2	0	.303	.326	.629	0	2	1	1	2
Kleen, Steve	.316	27	98	13	31	5	0	2	15	20	1	11	0	0	.443	.429	.871	1	0	3	4	2
#Martinez, Frank	.263	25	95	12	25	4	3	3	9	11	1	18	2	0	.340	.463	.803	0	1	0	1	6
*Mitchell, Jermaine	.253	19	75	7	19	3	1	1	9	12	0	10	1	3	.352	.360	.712	1	0	0	0	2
Ortiz, Gabriel	.222	5	18	1	4	1	0	0	0	2	0	8	0	1	.300	.278	.578	0	0	0	1	0
Richard, Michael	.333	5	18	4	6	0	0	0	0	1	0	4	0	0	.368	.333	.702	0	0	0	1	0
Smith, Matt	.145	18	69	2	10	2	0	1	7	2	0	14	0	0	.167	.217	.384	1	0	0	5	0
*Vitters, Christian	.206	19	68	6	14	4	1	2	7	2	0	24	0	1	.239	.382	.622	0	2	1	5	4
#Weeks, Jemile	.400	1	5	1	2	0	0	0	0	0	0	0	0	0	.400	.400	.800	0	0	0	0	0
TEAM TOTAL	.257	27	933	117	240	37	11	27	111	109	5	230	17	12	.340	.407	.748	3	6	10	22	31

SEPTEMBER

BATTERS	AVG	G	AB	R	H	2B	3B	HR	RBI	BB	IBB	SO	SB	CS	OBP	SLG	OPS	SF	SAC	HBP	GDP	E
Green, Grant	.316	5	19	2	6	1	0	0	3	1	0	5	1	0	.350	.368	.718	0	0	0	1	0
*Johnson, Todd	.190	6	21	2	4	1	0	0	3	2	0	4	0	0	.292	.238	.530	0	0	1	1	0
#Keough, Shane	.111	6	18	0	2	1	0	0	0	4	0	9	1	1	.304	.167	.471	0	0	1	0	1
Kleen, Steve	.286	7	21	2	6	1	0	0	5	2	0	4	0	1	.423	.333	.756	0	0	3	0	1
#Martinez, Frank	.269	7	26	2	7	3	0	0	4	2	0	3	0	0	.321	.385	.706	0	0	0	1	0
*Mitchell, Jermaine	.115	7	26	6	3	1	0	0	1	3	0	9	3	0	.200	.154	.354	1	0	0	0	0
Ortiz, Gabriel	.292	7	24	5	7	1	0	0	3	2	0	6	4	0	.346	.333	.679	0	0	0	2	2
Richard, Michael	.360	7	25	4	9	0	0	0	0	3	0	4	3	0	.429	.360	.789	0	1	0	0	0
Smith, Matt	.208	7	24	1	5	0	1	0	1	1	0	6	0	0	.240	.292	.532	0	0	0	0	1
*Vitters, Christian	.056	5	18	0	1	0	0	0	0	1	0	5	0	0	.105	.056	.161	0	0	0	0	0
TEAM TOTAL	.225	7	222	24	50	9	1	0	20	21	0	55	12	2	.305	.275	.580	1	1	5	5	6

2009 Consecutive Games On-Base Streaks

Name	G	AVG	HR	RBI	Begin	End
Steve Kleen	35	.331	3	16	7/17/09	8/23/09
Jemile Weeks	24	.381	7	24	5/27/09	6/30/09

2009 Consecutive Games On-Base Streaks at Home

Name	G	AVG	HR	RBI	Begin	End
Grant Desme	28	.343	9	24	6/28/09	--
Steve Kleen	26	.359	3	18	7/13/09	--
Yusuf Carter	23	.368	6	15	7/2/09	--
Raul Padron	21	.333	0	4	7/27/08	--

2009 Consecutive Games On-Base Streaks on Road

Name	G	AVG	HR	RBI	Begin	End
Steve Kleen	17	.311	1	6	7/17/09	8/16/09

2009 Ports Monthly Pitchers

JULY

PITCHERS	W-L	ERA	G	GS	CG	SHO	SV	SVO	IP	H	R	ER	HR	HB	BB	IBB	SO	BK	WP	AVG	AB	SF	GF	HLD
*Capra, Anthony	1-0	4.09	2	2	0	0	0	0	11.0	9	6	5	1	0	6	0	11	1	1	.231	39	1	0	0
Duchscherer, Justin	0-0	0.00	1	1	0	0	0	0	2.0	0	0	0	0	0	0	0	2	0	0	.000	6	0	0	0
Espinal, Leonardo	0-0	13.50	3	0	0	0	0	0	2.0	2	3	3	0	2	2	0	4	0	3	.250	8	0	0	1
*Figueroa, Pedro	1-3	5.16	4	4	0	0	0	0	22.2	22	14	13	3	0	10	0	22	0	1	.262	84	0	0	0
Friend, Justin	0-0	2.35	10	0	0	0	2	2	15.1	10	6	4	2	0	4	0	12	0	2	.179	56	1	4	4
*Gordon, Derrick	1-1	6.35	7	0	0	0	0	0	17.0	13	15	12	2	1	6	1	20	0	1	.206	63	1	1	0
*Haigwood, Daniel	1-0	3.18	2	1	0	0	0	0	11.1	4	4	4	1	1	2	0	13	0	0	.108	37	0	0	0
*Hernandez, Carlos	5-1	2.97	6	6	0	0	0	0	39.1	34	14	13	4	2	11	0	28	0	1	.234	145	2	0	0
Hodsdon, Scott	2-2	4.26	7	4	0	0	0	0	25.1	28	19	12	0	3	10	0	21	0	3	.275	102	2	2	0
*Hornbeck, Ben	2-0	4.91	6	4	0	0	0	0	22.0	24	16	12	2	2	14	0	29	1	4	.270	89	0	1	1
Italiano, Craig	0-0	0.00	1	1	0	0	0	0	5.2	4	2	0	0	0	1	0	8	0	0	.182	22	0	0	0
Mitchinson, Scott	0-2	8.59	2	2	0	0	0	0	7.1	11	11	7	1	2	4	0	7	0	0	.324	34	0	0	0
Pena, Jorge	0-1	6.00	1	1	0	0	0	0	3.0	4	3	2	0	2	4	0	3	0	0	.308	13	0	0	0
Ray, Jason	1-0	0.75	9	0	0	0	1	1	12.0	6	2	1	0	1	3	0	14	0	1	.143	42	0	4	2
Richmond, Jamie	1-0	4.09	7	0	0	0	0	0	11.0	13	5	5	2	0	2	0	12	0	2	.289	45	1	3	1
Ross, Tyson	3-1	2.59	4	4	0	0	0	0	24.1	14	7	7	2	2	11	0	27	0	0	.165	85	1	0	0
*Sewell, Lance	0-0	7.88	7	0	0	0	0	0	8.0	8	7	7	2	0	8	0	10	0	2	.258	31	0	3	1
Storey, Mickey	0-0	3.38	11	0	0	0	6	6	10.2	11	8	4	2	1	2	0	13	0	0	.256	43	0	9	1
*Walters, Nick	0-1	4.15	13	0	0	0	1	2	13.0	14	7	6	0	1	8	0	13	0	5	.269	52	0	3	4
TEAM TOTAL	18-12	4.00	30	30	0	2	10	11	263.0	231	149	117	24	20	108	1	269	2	26	.232	996	9	30	15

AUGUST

PITCHERS	W-L	ERA	G	GS	CG	SHO	SV	SVO	IP	H	R	ER	HR	HB	BB	IBB	SO	BK	WP	AVG	AB	SF	GF	HLD
*Capra, Anthony	1-0	2.83	5	5	0	0	0	0	28.2	23	13	9	3	0	12	0	43	0	1	.223	103	1	0	0
Espinal, Leonardo	0-2	6.75	5	0	0	0	0	1	5.1	6	6	4	0	1	2	0	7	0	3	.286	21	0	3	0
*Figueroa, Pedro	1-1	1.96	6	6	0	0	0	0	36.2	32	8	8	0	1	23	1	36	0	2	.235	136	0	0	0
Friend, Justin	0-0	20.25	2	0	0	0	0	1	1.1	3	3	3	1	1	1	0	2	0	0	.429	7	0	0	0
*Gordon, Derrick	2-1	1.62	8	1	0	0	0	1	16.2	11	4	3	1	1	2	0	25	1	0	.196	56	0	2	1
*Haigwood, Daniel	1-1	3.91	5	5	0	0	0	0	25.1	23	17	11	1	3	15	0	21	1	1	.242	95	1	0	0
*Hernandez, Carlos	1-2	2.82	4	4	0	0	0	0	22.1	23	14	7	1	1	4	0	24	0	3	.253	91	1	0	0
Hodsdon, Scott	1-3	4.23	5	5	0	0	0	0	27.2	29	16	13	3	2	6	0	29	0	1	.276	105	1	0	0
*Hornbeck, Ben	1-1	1.47	8	0	0	0	1	2	18.1	9	3	3	1	2	9	1	28	0	3	.148	61	0	2	1
*Ramos, Julio	0-1	5.40	1	1	0	0	0	0	5.0	6	3	3	0	0	1	0	2	0	0	.286	21	0	0	0
Ray, Jason	1-0	2.31	11	0	0	0	2	2	11.2	6	3	3	0	2	5	0	13	0	1	.158	38	1	3	2
Richmond, Jamie	1-0	6.32	7	0	0	0	1	1	15.2	18	13	11	5	0	1	0	15	0	0	.269	67	1	4	0
Sattler, Daniel	0-1	81.00	2	0	0	0	0	1	0.1	3	3	3	1	0	1	0	0	0	0	.750	4	0	1	1
*Sewell, Lance	1-0	3.00	6	0	0	0	0	0	9.0	10	3	3	1	1	8	0	9	0	2	.278	36	1	2	0
Storey, Mickey	1-1	1.69	9	0	0	0	2	3	10.2	6	2	2	0	0	4	0	19	0	0	.162	37	0	8	0
*Walters, Nick	0-1	12.27	8	0	0	0	0	0	7.1	6	11	10	1	1	9	0	12	0	2	.231	26	0	2	1
TEAM TOTAL	12-15	3.57	27	27	0	1	6	12	242.0	214	122	96	19	16	103	2	285	2	19	.237	904	7	27	6

SEPTEMBER

PITCHERS	W-L	ERA	G	GS	CG	SHO	SV	SVO	IP	H	R	ER	HR	HB	BB	IBB	SO	BK	WP	AVG	AB	SF	GF	HLD
*Capra, Anthony	0-2	2.92	2	2	0	0	0	0	12.1	10	5	4	2	2	3	0	13	0	2	.217	46	0	0	0
Espinal, Leonardo	0-0	3.00	3	0	0	0	1	1	3.0	5	1	1	0	1	0	0	4	0	0	.357	14	0	3	0
*Figueroa, Pedro	1-0	7.11	1	1	0	0	0	0	6.1	8	5	5	0	0	2	0	9	0	1	.296	27	0	0	0
Garcia, Hector	0-1	1.50	2	1	0	0	0	0	6.0	3	1	1	1	0	0	0	2	0	0	.150	20	0	0	0
*Gordon, Derrick	0-0	9.00	3	0	0	0	0	0	3.0	4	5	3	0	0	3	0	1	0	1	.308	13	2	0	0
*Haigwood, Daniel	1-0	0.00	1	1	0	0	0	0	6.0	2	1	0	0	2	1	0	10	0	0	.100	20	0	0	0
*Hornbeck, Ben	0-0	0.00	1	1	0	0	0	0	4.0	1	0	0	0	0	1	0	7	0	1	.077	13	0	0	0
*Ramos, Julio	0-0	2.57	1	1	0	0	0	0	7.0	6	2	2	0	0	2	0	9	0	0	.250	24	0	0	0
Ray, Jason	0-1	5.40	3	0	0	0	1	2	3.1	2	2	2	1	0	3	0	5	0	1	.200	10	0	3	0
Sattler, Daniel	1-0	2.45	2	0	0	0	0	0	3.2	3	2	1	0	0	4	0	6	0	0	.214	14	0	0	0
*Sewell, Lance	0-0	0.00	2	0	0	0	0	0	3.1	2	0	0	0	0	0	0	6	0	0	.167	12	0	0	2
*Walters, Nick	0-0	0.00	3	0	0	0	0	0	5.0	2	0	0	0	0	1	0	6	0	0	.118	17	0	1	1
TEAM TOTAL	3-4	2.71	7	7	0	0	2	3	63.0	48	24	19	4	5	20	0	78	0	6	.209	230	2	7	3

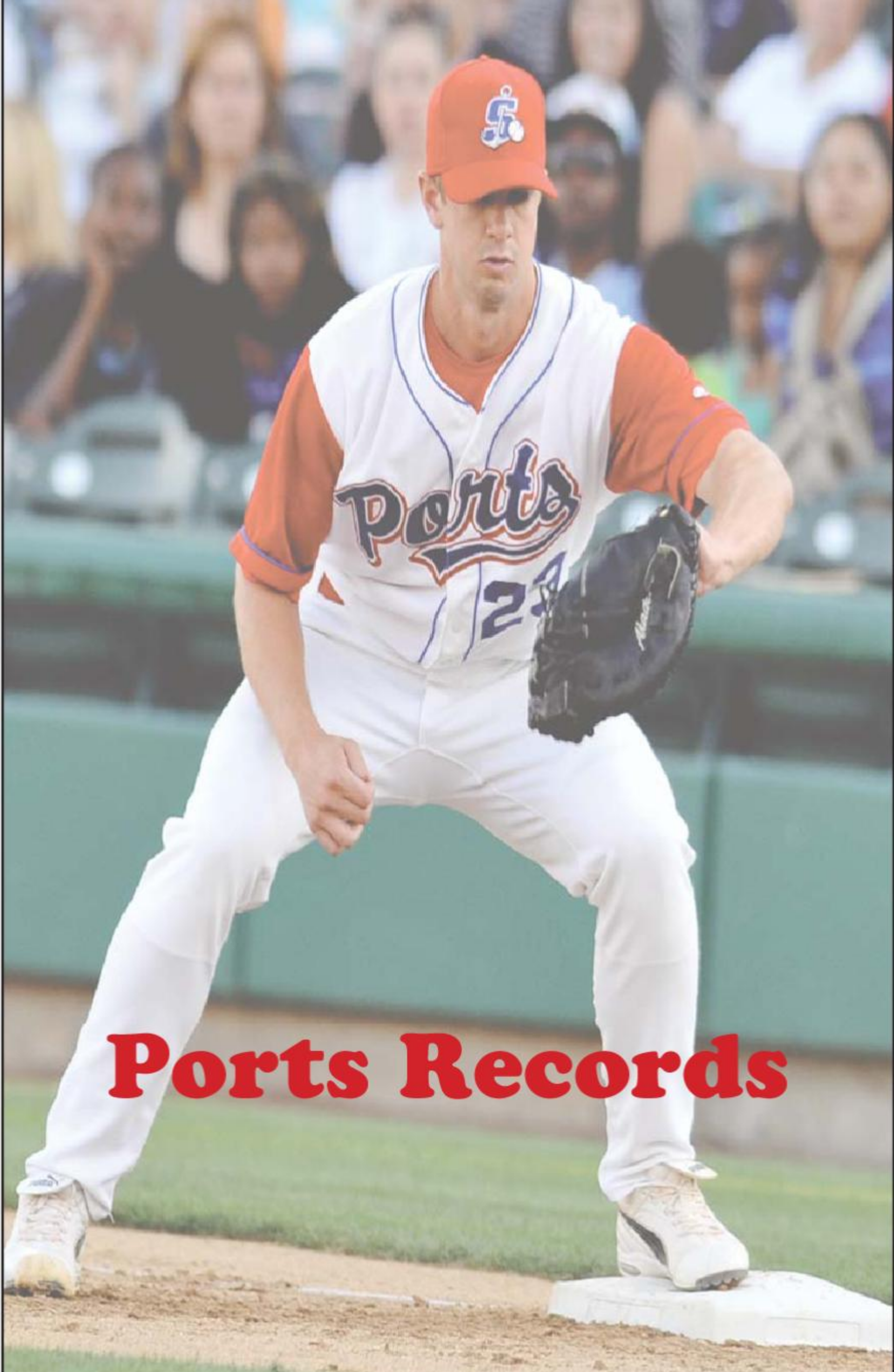
2009 Longest Winning Streaks

Name	G	Begin	End
Carlos Hernandez	6	7/9/09	8/8/09

2009 Longest Losing Streaks

Tyson Ross	4	4/9/09	6/6/09
Justin Murray	4	4/13/09	5/10/09
Scott Mitchinson	4	4/29/09	7/7/09
Derrick Gordon	4	5/20/09	6/21/09
Pedro Figueroa	4	7/17/09	8/1/09

League Champions: 1946, 1947, 1963, 1965, 1969, 1980, 1986, 1990, 1992, 2002, 2008



Ports Records

Year-by-Year Records

Team	Year	W	L	Finish
Stockton Fliers	1941	70	70	4
Stockton Ports	1946	78	52	1
Stockton Ports	1947	95	45	1
Stockton Ports	1948	72	68	4
Stockton Ports	1949	64	76	6
Stockton Ports	1950	79	61	3
Stockton Ports	1951	79	68	3
Stockton Ports	1952	59	81	7
Stockton Ports	1953	72	68	4
Stockton Ports	1954	80	60	3
Stockton Ports	1955	94	53	3
Stockton Ports	1956	83	57	2
Stockton Ports	1957	61	79	7
Stockton Ports	1958	70	68	3
Stockton Ports	1959	76	63	3
Stockton Ports	1960	66	74	4
Stockton Ports	1961	54	84	6
Stockton Ports	1962	70	68	4
Stockton Ports	1963	87	52	1
Stockton Ports	1964	69	70	4
Stockton Ports	1965	83	57	1
Stockton Ports	1966	57	83	8
Stockton Ports	1967	58	51	7
Stockton Ports	1968	67	73	6
Stockton Ports	1969	81	59	1
Stockton Ports	1970	54	86	7
Stockton Ports	1971	67	71	5
Stockton Ports	1972	52	85	7
Stockton Mariners	1978	63	77	4
Stockton Ports	1979	73	68	4
Stockton Ports	1980	90	51	1
Stockton Ports	1981	68	71	4
Stockton Ports	1982	81	57	2
Stockton Ports	1983	79	59	2
Stockton Mudville Nine	1984	64	74	8
Stockton Ports	1985	82	63	3
Stockton Ports	1986	83	59	2
Stockton Ports	1987	94	48	1
Stockton Ports	1988	94	49	1
Stockton Ports	1989	89	53	1
Stockton Ports	1990	82	59	2
Stockton Ports	1991	71	65	4
Stockton Ports	1992	83	53	1
Stockton Ports	1993	79	57	2
Stockton Ports	1994	54	82	8
Stockton Ports	1995	74	65	5
Stockton Ports	1996	79	61	3
Stockton Ports	1997	70	70	6
Stockton Ports	1998	66	74	8
Stockton Ports	1999	57	83	9
Mudville Nine	2000	68	72	7
Mudville Nine	2001	74	66	4
Stockton Ports	2002	89	51	1
Stockton Ports	2003	77	63	3
Stockton Ports	2004	72	68	5
Stockton Ports	2005	78	62	2
Stockton Ports	2006	69	71	6
Stockton Ports	2007	64	76	8
Stockton Ports	2008	76	64	2
Stockton Ports	2009	61	79	8
FRANCHISE TOTAL		4400	3952	

Bold indicates championship season

Year	Attendance
1941	unknown
1946	94,706 [^]
1947	154,547 [^]
1948	145,804 [^]
1949	130,849
1950	117,552 [^]
1951	99,825
1952	56,855
1953	63,257
1954	85,475
1955	80,437 [^]
1956	52,570
1957	41,683
1958	25,991
1959	34,426
1960	14,375
1961	11,660
1962	29,163
1963	42,506
1964	28,265
1965	27,774
1966	20,808
1967	20,003
1968	10,633
1969	27,906
1970	46,167
1971	21,335
1972	22,125
1978	35,670
1979	25,901
1980	80,790
1981	106,170 [^]
1982	117,561 [^]
1983	89,701
1984	97,005
1985	69,334
1986	56,129
1987	61,794
1988	58,586
1989	72,734
1990	85,436
1991	90,126
1992	112,347
1993	108,629
1994	114,013
1995	107,160
1996	101,568
1997	101,254
1998	80,589
1999	73,702
2000	68,420
2001	71,869
2002	71,333
2003	75,609
2004	98,035
2005	205,819
2006	213,724
2007	218,497*
2008	214,080#
2009	203,327
FRANCHISE TOTAL	4,794,070

[^] Led California League in Attendance

* Franchise Attendance Record

Set Single Game Attendance Record on July 3: 6,285

Oak Park Field (1941-52): 4,000 capacity

Billy Hebert Field (1953-93): 4,500 capacity

Billy Hebert Field (1994-04): 3,500 capacity

Banner Island Ballpark (2005-present) 5,200 capacity

All-Time Records

Team Batting Records

Most W (Season): 95 (1947)
Least W (Season): 52 (1972)
Most L (Season): 86 (1970)
Least L (Season): 45 (1947)
Most AB (Season): 4,905 (2008)
Most AB (Game): 76 (vs. High Desert on June 4, 2009--21 inn.)*
Most R (Season): 835 (2005)
Least R (Season): 518 (1972)
Most H (Season): 1,359 (1996)
Most H (Game): 29 (vs. Rancho Cucamonga on August 1, 1993)*
Least H (Season): 966 (1972)
Most 2B (Season): 318 (2005)
Least 2B (Season): 140 (1970)
Most 3B (Season): 60 (1992)
Most 3B (Game): 6 (vs. Ventura County on July 11, 1986)*
Least 3B (Season): 24 (1998)
Most HR (Season): 158 (2007)
Least HR (Season): 41 (1984)
Most RBI (Season): 772 (2005)
Least RBI (Season): 454 (1970)
Most SB (Season): 316 (1981)
Least SB (Season): 60 (2005)
Most CS (Season): 117 (1990)
Least CS (Season): 42 (2005)
Most BB (Season): 813 (1985)
Least BB (Season): 360 (1998)
Most SO (Season): 1,313 (1972)*
Least SO (Season): 728 (1981)
Most HBP (Season): 87 (2004)
Most IBB (Season): 40 (1987)
Most SH (Season): 96 (1971)
Most SF (Season): 59 (1982)
Highest BA (Season): .286 (1996)
Highest OBP (Season): .372 (1993)
Highest SLG (Season): .457 (2005)

Team Pitching Records

Lowest ERA (Season): 2.77 (1989)
Highest ERA (Season): 5.27 (2007)
CG (Season): 50 (1978)
SHO (Season): 20 (1989)
SV (Season): 51 (2005)
IP (Season): 1271 (1988)
Most H Allowed (Season): 1,400 (2006)
Least H Allowed (Season): 1,001 (1988)
Most R Allowed (Season): 827 (2007)
Least R Allowed (Season): 496 (1989)
Most ER Allowed (Season): 726 (2007)
Least ER Allowed (Season): 388 (1989)
Most HR Allowed (Season): 141 (2005)
Least HR Allowed (Season): 38 (1988)
Most BB Allowed (Season): 767 (1988)
Least BB Allowed (Season): 423 (2002)
Most SO (Season): 1,268 (2009)
Least SO (Season): 745 (1982)
Most WP (Season): 131 (1988)

Individual Batting Records

Most Games Played (Season): 141 x 2--- Ed Irvine (1980), Brian Finley (1985)
Most AB (Season): 605---Ed Irvine (1980)
Highest BA (in 125 or more AB Season): 0.369---Chuck Hinton (1960)
Most R (Season): 116---Pat Listach (1990)
Most H (Season): 185---Dave Klipstein (1983)
Most 2B (Season): 43---Dustin Majewski (2005)
Most 2B (Game): 4---James Carver (vs. Fresno on August 19, 1959)*
Most 3B (Season): 14 x 4---Rob DeWolf (1986), Tim Raley (1990), Rob Lukachyk (1992), Chad Green (1997)
Most HR (Season): 39---Chris Carter (2008)
Most HR (Inning): 2---Larry Haney (vs. Reno, June 10, 1962)*
Most RBI (Season): 108---Derek Wachter (1993)
Most RBI (Game): 11---Robert Rivich (vs. Bakersfield, May 22, 1954)*
Most SB (Season): 92---Mike Felder (1982)
Most CS (Season): 28---Ed Irvine (1980), Pat Listach (1990)
Most BB (Season): 262---Steve Dalkowski (1960)*
Most BB (Game): 6---LaVel Freeman (vs. Salinas, May 22, 1984)*
Most SO (Season): 156---Chris Carter (2008)
Fewest SO (Season): 7---Nino Bongiovanni (1946)*
Most HBP (Season): 24---Toby Kominek (1997)
Most HBP (Game): 2---Greg Schaub (vs. Bakersfield/Manny Bermudez on May 31, 1999)*
Most IBB (Season): 11---Ray Alonzo (1981)
Most SH (Season): 13---Bernie Millan (1994)
Most SF (Season): 16---Mark Cridland (1999)
Most SF (Game): 3---Jonas Hamlin (vs. Riverside on June 3, 1995)*
Highest OBP (in 125 or more AB Season): 1.000---Mark Schuster (1978)
Highest SLG (in 125 or more AB Season): 1.000---Vance McHenry (1978)

Individual Pitching Records

Most W (Season): 28---Robert Thorpe (1954)*
Most Consecutive W (Season): 16---Charlie Beamon (May 6 to July 4, 1955)*
Most L (Season): 20---Frank Romero (1952)
Lowest ERA (in 100 or more IP Season): 1.30---Bill Wegman (1983)*
Most G (Season): 62---Jamie Cangemi (1990)
Most GS (Season): 28 x 6---Mike Ignasiak (1989), Greg Beck (1996), Joe Wagner (1996), Steve Woodard (1996), Jose Garcia (1998), Vincent Mazarro (2007)
Most CG (Season): 32---Robert Thorpe (1954)*
Most Consecutive CG (Season): 30---Robert Thorpe (1954)*
Most SV (Season): 24 x 2---Angel Miranda (1990), Jared Burton (2005)
Most IP (Season): 300.1---Robert Thorpe (1954)*
Most H Allowed (Season): 201---Steve Woodard (1996)
Most R Allowed (Season): 119---Greg Beck (1996)
Most ER Allowed (Season): 104---Greg Beck (1996)
Most HR Allowed (Season): 20---Michael Rogers (2006)
Most BB Allowed (Season): 168---Bruce Williams (1984)
Most SO (Season): 321---Ed Barnowski (1964)
Most WP (Season): 24---Bruce Williams (1984)
Most BK (Season): 6---Jeff Kramer (1995)

* denotes a California League Record

Based on available data, from California League Record Book and from Baseball-Reference.com.

All-Time Season Leaders

2009

AVG: .318 Yusuf Carter
 HR: 20 Grant Desme
 RBI: 54 Todd Johnson
 SB: 24 Michael Richard
 W: 9 Carlos Hernandez
 SV: 9 Mickey Storey
 SO: 111 Ben Hornbeck

2008

AVG: .331 Matt Spencer
 HR: 39 Chris Carter
 RBI: 104 Chris Carter
 SB: 35 Archie Gilbert
 W: 9 Brett Anderson, Jason Fernandez, James Heuser
 SV: 18 Sam Demel
 SO: 119 Graham Godfrey

2007

AVG: .352 Luke Appert
 HR: 26 Tommy Everidge
 RBI: 90 Tommy Everidge
 SB: 14 Frank Martinez
 W: 9 Vin Mazzaro
 SV: 12 Pat Currin
 SO: 115 Vincent Mazzaro

2006

AVG: .361 Eddie Cornejo
 HR: 20 Tommy Everidge
 RBI: 100 Myron Leslie
 SB: 22 Gregorio Pettit
 W: 11 Michael Rogers
 SV: 18 Mike Mitchell
 SO: 108 Michael Rogers

2005

AVG: .318 Daric Barton
 HR: 20 Dustin Majewski, Richie Robnett
 RBI: 100 Danny Putnam
 SB: 13 Dustin Majewski
 W: 11 Keith Dunn
 SV: 24 Jared Burton
 SO: 144 Brad Ziegler

2004

AVG: .335 Dustin Smith
 HR: 20 Nate Gold
 RBI: 94 Nate Gold
 SB: 35 Cameron Coughlan
 W: 8 Wes Littleton, David Mazurek
 SV: 8 David Mazurek
 SO: 73 John Hudgins

2003

AVG: .329 Jason Bourgeois
 HR: 13 Patrick Boyd
 RBI: 69 Rashad Eldridge
 SB: 24 Drew Meyer
 W: 10 Kiki Bengochea, Sam Narron
 SV: 15 Steve Rowe
 SO: 102 John Barnett

2002

AVG: .313 Steve Smitherman
 HR: 19 Steve Smitherman
 RBI: 99 Steve Smitherman
 SB: 26 Andrew Beattie, David Espinosa
 W: 13 Ryan Mottl
 SV: 22 Frank Bludau
 SO: 148 Ryan Mottl

2001

AVG: .355 Guye Senjem
 HR: 20 Eric Welsh
 RBI: 72 Ryan Lundquist
 SB: 38 Ray Olmedo
 W: 10 Brett Gray
 SV: 21 Mike Neu
 SO: 132 Jorge Cordova

2000

AVG: .266 Jeff Kenney
 HR: 21 Mark Cridland
 RBI: 66 Mark Cridland
 SB: 53 Jason Fox
 W: 12 Jason Childers
 SV: 15 Jack Krawczyk
 SO: 177 Jason Childers

1999

AVG: .349 Scott Sollmann
 HR: 13 Mark Cridland
 RBI: 87 Mark Cridland
 SB: 32 Scott Sollmann
 W: 10 Paul Stewart
 SV: 9 Brian Schubmehl
 SO: 135 James Johnson

1998

AVG: .344 Chad Green
 HR: 9 Josh Klimek
 RBI: 59 Jon MacAlutas
 SB: 22 Chad Green
 W: 11 Jose Garcia
 SV: 11 Roberto Paredes
 SO: 167 Jose Garcia

1997

AVG: .311 Derek Wachter
 HR: 15 Toby Kominek
 RBI: 72 Toby Kominek
 SB: 37 Chad Green
 W: 11 Michael Fieldbin der
 SV: 19 Greg Mullins
 SO: 98 Kelly Wunsch

1996

AVG: .322 Josh Tyler
 HR: 24 Drew Williams
 RBI: 103 Mike Rennhack
 SB: 30 Greg Martinez
 W: 12 Joe Wagner, Steve Woodard
 SV: 12 Scott Huntsman
 SO: 148 Scott Gardner

1995

AVG: .332 Jonas Hamlin
 HR: 16 Jonas Hamlin
 RBI: 76 Hector Ortega
 SB: 55 Greg Martinez
 W: 12 Jeff Kramer
 SV: 22 Doug Webb
 SO: 108 Jeff Kramer

1994

AVG: .301 Bernie Millan
 HR: 11 Bobby Hughes
 RBI: 60 Ken Felder
 SB: 49 Scott Richardson
 W: 10 Frank Rodriguez
 SV: 8 Bubba Hardwick
 SO: 147 Bobby Jones

All-Time Season Leaders

1993

AVG:	.363	Mark Loretta
HR:	22	Derek Wachter
RBI:	108	Derek Wachter
SB:	36	Todd Samples
W:	12	Sid Roberson
SV:	14	Bubba Hardwick
SO:	110	Byron Browne

1992

AVG:	.306	Cesar Bernhardt
HR:	15	Rob Lukachyk
RBI:	81	Rob Lukachyk
SB:	44	Rob Lukachyk
W:	14	Michael Hancock
SV:	17	Charlie Rogers
SO:	95	Francisco Gamez

1991

AVG:	.274	Tim Clark
HR:	15	Dwayne Hosey
RBI:	74	Vince Castaldo
SB:	25	Vince Castaldo, Mike Couture
W:	10	Tim Dell
SV:	7	Jamie Cangemi, Brandy Vann
SO:	129	Steve Sparks

1990

AVG:	.324	Frank Bolick
HR:	12	Jim Tatum
RBI:	71	Tim Raley
SB:	78	Pat Listach
W:	13	Chris Johnson
SV:	24	Angel Miranda
SO:	138	Angel Miranda

1989

AVG:	.292	John Jaha
HR:	25	John Jaha
RBI:	91	John Jaha
SB:	37	Pat Listach
W:	13	Steve Sparks
SV:	22	Chris George
SO:	142	Mike Ignasiak

1988

AVG:	.283	Tim McIntosh
HR:	15	Tim McIntosh
RBI:	92	Tim McIntosh
SB:	28	Robert Jones
W:	15	Jamie Navarro
SV:	14	Brian Drahrman
SO:	161	Narciso Elvira

1987

AVG:	.328	Darryl Hamilton
HR:	17	Gary Sheffield
RBI:	103	Gary Sheffield
SB:	43	Darryl Hamilton
W:	11	Jeff Peterek, Edward Puig
SV:	16	Keith Fleming
SO:	123	Edward Puig

1986

AVG:	.315	Mario Monico
HR:	22	Darryel Walters
RBI:	77	Darryel Walters
SB:	51	Rob DeWolf
W:	15	Jeff Peterek
SV:	9	Derek Diaz, Martin Montano
SO:	113	Jeff Peterek

1985

AVG:	.314	LaVel Freeman
HR:	22	John Thornton
RBI:	92	LaVel Freeman
SB:	57	Matt Sferrazza
W:	10	Mark Ciardi

1984

AVG:	.296	Glenn Braggs
HR:	15	Glenn Braggs
RBI:	86	Glenn Braggs
SB:	37	Matt Sferrazza
W:	11	Jay Aldrich, Doug Norton
SV:	8	Jay Aldrich
SO:	133	Juan Nieves

1983

AVG:	.341	Dave Klipstein
HR:	8	John Hennell
RBI:	70	Dale Sveum
SB:	32	Alan Cartwright
W:	16	Bill Wegman
SV:	17	James Koontz
SO:	138	Cameron Walker

1982

AVG:	.336	Stan Levi
HR:	11	William Max
RBI:	79	Carlos Ponce
SB:	92	Mike Felder
W:	19	Mike Warren
SV:	8	Mark Effrig, Ray Gallo
SO:	154	Mike Warren

1981

AVG:	.356	Stan Levi
HR:	12	Ray Alonzo
RBI:	69	Curt Watanabe
SB:	51	Ray Alonzo
W:	11	David Grier
SV:	14	Steve Gibson
SO:	111	Steve Manderfield

1980

AVG:	.313	Stan Davis
HR:	19	Bob Skube
RBI:	97	Bill Schroeder
SB:	77	Ed Irvine
W:	17	Jaime Cocanower
SV:	5	Roberto Diaz
SO:	132	Jaime Cocanower

1979

AVG:	.328	Richard Duran
HR:	9	Douglas Inman
RBI:	71	Eddie Brunson
SB:	42	Franklin Thomas
W:	12	Dave LaPoint, Tony Torres
SV:	9	Gerald Ako
SO:	208	Dave LaPoint

1978

AVG:	.293	Mark Schuster
HR:	8	Mark Schuster
RBI:	65	Mark Schuster
SB:	41	Rod Craig
W:	12	Bud Anderson, Jim Lewis
SV:	8	David Smith
SO:	189	Jim Lewis

Based on available data, from California League Record Book and from Baseball-Reference.com.

Top Ports Players

CATCHER

Name	Year	GS	Runs	Hits	2B-3B-HR	RBI	Avg.	SB
Lilio Marcucci	1947	107	91	127	18-10-16	87	.334	2
Tim McIntosh	1988	138	81	147	32-6-15	92	.283	10
Frank Zupo	1960	106	52	116	18-3-7	69	.319	0
Dave Nilsson	1990	107	70	104	22-3-7	47	.290	6

Marcucci: 1947 California League All-Star Catcher.
Member of California League Championship Team.
Reached Triple-A Pacific Coast League.

McIntosh: 1988 California League All-Star Catcher.
Member of team with best record in Minor League Baseball-1988.
5 year Major League career.

Zupo: 1960 California League All-Star Catcher.
3 year Major League career.

Nilsson: From Australia. 8 year Major League career.

FIRST BASE

Name	Year	GS	Runs	Hits	2B-3B-HR	RBI	Avg.	SB
Mike Epstein	1965	124	83	135	19-3-30	100	.338	4
John Jaha	1989	140	83	140	26-5-25	91	.292	8
Tom Munoz	1956	120	101	144	25-7-27	92	.324	20
Stan Davis	1980	112	71	127	22-1-12	58	.313	17

Epstein: 1965 California League Most Valuable Player.
1965 California League Rookie of the Year.
1965 California League All-Star First Baseman.
1965 California League Batting Champion.
1965 California League Home Run Champion.
Member of California League Championship Team.
9 Year Major League Career.
Member of 1972 World Champion Oakland A's.

Jaha: 1989 California League Most Valuable Player.
1989 California League All-Star First Baseman.
Member of the Cal League team with the best regular season record.
10 Year Major League Career.

Munoz: Reached Triple-A Pacific Coast League.

Davis: 1980 California League All-Star First Baseman.
Member of California League Championship Team.
Reached Triple-A Pacific Coast League.

SECOND BASE

Name	Year	GS	Runs	Hits	2B-3B-HR	RBI	Avg.	SB
Ed Samcoff	1947	127	118	163	41-8-3	74	.315	22
Pat Listach	1989	139	116	137	21-6-2	39	.272	78
Matt Sferrazza	1983	132	79	150	18-4-5	56	.309	29
Joe Nichols	1963	82	71	101	13-5-1	31	.310	4

Samcoff: 1947 California League Most Valuable Player.
1946 & 1947 California League All-Star Second Baseman.
Member of California League Championship Teams (1946-1947).
1 year Major League career.

Listach: Led the California League in Walks (105) in 1990.
Led the California League in Runs (116) in 1990.
Member of California League Championship Team (1990).
1992 American League Rookie of the Year.
6 year Major League career.

Sferrazza: 1983 California League All-Star Second Baseman.
Reached Double-A Southern and Texas Leagues.

Nichols: 1963 California League All-Star Second Baseman.
Member of California League Championship Team.
Reached Double-A Eastern League.

Top Ports Players

SHORTSTOP

Name	Year	GS	Runs	Hits	2B-3B-HR	RBI	Avg.	SB
Pumpsie Green	1955	144	133	164	31-11-12	83	.319	31
Gary Sheffield	1987	129	84	130	23-3-17	103	.277	25
Mark Loretta	1994	53	36	73	4-1-4	31	.363	8
Robert Stevens	1950	137	62	134	14-5-8	73	.274	10

Green: 1955 California League Most Valuable Player.
1955 California League All-Star Shortstop.
5 year Major League career.
First African-American to play with Boston Red Sox (1959 debut).

Sheffield: 1987 California League All-Star Shortstop.
Led the California League in RBI (103) in 1987.
Member of the Cal League team with the best regular season record.
22 year Major League career.
24th on Major League career Home Run list with 509 homers.
Member of the 1997 World Series Champion Florida Marlins.

Loretta: 15 year Major League career.

Stevens: 1950 California League All-Star Shortstop.
Never played professional baseball after the 1950 season.

THIRD BASE

Name	Year	GS	Runs	Hits	2B-3B-HR	RBI	Avg.	SB
Harry Clements	1947	118	76	155	25-11-3	99	.313	6
	1948	139	88	186	33-11-2	72	.317	9
	1949	135	92	177	21-11-5	90	.327	1
	1950	84	37	68	6-2-0	32	.240	2
	1951	142	90	157	23-4-3	90	.309	5
	1952	128	60	145	15-4-1	63	.300	1
	1953	141	70	173	32-4-2	77	.297	2
	1954	137	97	174	26-4-0	87	.309	4
	1955	137	97	174	26-4-0	87	.309	4
Harry Goorabian	1946	107	114	140	13-7-24	110	.360	17
Pete Ward	1959	126	97	141	22-4-16	78	.321	10
Joe Mitchell	1986	106	60	104	21-5-9	56	.289	7

Clements: 1949 California League All-Star Third Baseman.
1952 California League All-Star Third Baseman.
1947 California League All-Star Utility Player.
Member of 1947 California League Championship Team.
Holds almost every Stockton Ports career batting record.
Still holds Assists in a season (360) Cal League record for Third Baseman, set in 1949.
Reached Triple-A Pacific Coast League.

Goorabian: 1946 California League All-Star Third Baseman.
Led the California League in Home Runs (24) in 1946.
Member of California League Championship Team.
Reached Triple-A Pacific Coast League.

Ward: 9 year Major League career.

Mitchell: 1985 California League All-Star Third Baseman.
Member of California League Championship Team.
Reached Triple-A American Association.

Top Ports Players

UTILITY

Name	Year	GS	Runs	Hits	2B-3B-HR	RBI	Avg.	SB
Charlie Montoyo	1988	134	104	117	14-1-3	61	.255	17
Ron Hansen	1956	140	86	143	20-9-8	84	.289	13
Yusuf Carter	2009	91	61	112	12-4-14	52	.318	4

Montoyo: Led the California League in Walks (156) in 1988.
Member of team with Best Record in Minor League Baseball---1988.
1 year Major League career.
Currently managing at the Triple-A level.

Hansen: 15 year Major League career.
1960 American League Rookie of the Year (Baltimore Orioles).

Carter: 2009 California League Utility All-Star.

DESIGNATED HITTER

Name	Year	GS	Runs	Hits	2B-3B-HR	RBI	Avg.	SB
Chris Carter	2008	137	101	131	32-4-39	104	.259	4
Glenn Braggs	1984	108	76	118	29-2-15	86	.296	9
Kevin Riggs	1993	108	84	131	18-3-3	45	.347	12

Carter: 2008 California League All-Star DH and 2008 California League Rookie of the Year.
2008 California League Leader in Home Runs (39).
2008 California League Leader in RBI (104).
2008 California League Leader in Runs (101).
Reached Triple-A in 2009 in Pacific Coast League.

Braggs: 1984 California League All-Star DH.
7 year Major League career.

Riggs: 1993 California League All-Star DH.
Reached Double-A Eastern League.

OUTFIELD

Name	Year	GS	Runs	Hits	2B-3B-HR	RBI	Avg.	SB
Chuck Hinton	1960	101	95	137	22-7-20	88	.369	34
Don Baylor	1968	68	52	90	6-3-7	40	.369	14
Darryl Hamilton	1987	125	102	162	17-6-8	61	.328	43
Vince DiMaggio	1948	127	108	119	24-1-30	100	.283	15
Paul Blair	1963	139	126	175	30-10-16	77	.324	60
Curt Motton	1963	130	104	152	28-8-10	90	.333	22
Roger Freed	1968	139	88	131	14-3-31	103	.269	6
Mike Felder	1982	137	102	138	18-11-7	47	.263	92
Rob DeWolf	1986	135	98	156	23-14-6	59	.312	51
Mike Rennhack	1996	121	67	146	32-4-17	103	.320	8
Steve Smitherman	2002	128	78	151	36-1-19	99	.313	17
Grant Desme	2009	62	49	69	12-4-20	51	.304	16

Hinton: 1960 California League All-Star Outfielder.
1960 California League Batting Champion.
11 year Major League career.

Baylor: 1968 California League All-Star Outfielder.
19 year Major League career.
1979 American League MVP (California Angels).

Hamilton: 1987 California League All-Star Outfielder.
Member of Cal League team with best regular season record (1987).
13 year Major League career.

DiMaggio: 1948 California League All-Star Outfielder.
1948 California League leader in Home Runs (30).
10 year Major League career.

Blair: 1963 California League All-Star Outfielder.
17 year Major League career.
4 time Golden Glove winner.
Member of 4 World Championship teams.
Baltimore Orioles (1966, 1970). New York Yankees (1977-1978).

Top Ports Players

Motton:	8 year Major League career. Member of 1970 World Champion Baltimore Orioles.
Freed:	1968 California League All-Star Outfielder. 8 year Major League career.
Felder:	1982 California League leader in Stolen Bases (92). 10 year Major League career.
DeWolf:	1986 California League All-Star Outfielder. Member of California League Championship team (1986). Reached Triple-A Pacific Coast League.
Rennhack:	1996 California League All-Star Outfielder. Reached Triple-A Pacific Coast League.
Smitherman:	2002 California League All-Star Outfielder. Member of California League Championship team (2002). 1 year Major League career.
Desme:	Retired from professional baseball to join the Priesthood in 2010.

STARTING PITCHERS

Name	Year	G	GS	CG	IPS	W-L	Pct.	SO	BB	ERA	SV
Charlie Beamon	1955	16	15	15	139.0	16-0	1.000	112	62	1.36	---
Bob Thorpe	1954	34	33	32	300.1	28-4	.875	179	94	2.28	---
Ed Barnowski	1964	30	28	15	222.0	13-8	.619	321	111	1.95	---
Bill Wegman	1983	24	23	14	186.2	16-5	.762	135	45	1.30	0
Bill Whaley	1941	41	---	30	268.0	23-8	.742	127	59	2.08	---
Lloyd "Red" Hittle	1947	31	31	21	229.0	20-6	.769	193	56	2.24	---
Don Belton	1946	42	---	19	246.0	23-8	.719	120	64	2.89	---
Bill Kirkpatrick	1969	29	28	14	211.0	16-6	.727	178	48	1.96	0
Jeff Peterek	1987	17	17	5	129.1	11-3	.786	105	52	2.02	0
Alvin Spearman	1958	31	28	28	246.0	20-9	.690	150	59	2.60	---
Tony Freitas	1953	34	32	28	279.0	22-9	.710	174	45	2.38	0
Bud Guldborg	1950	38	---	21	243.0	22-5	.815	135	120	3.07	---
Wally Bunker	1963	14	14	8	99.0	10-1	.909	95	53	2.55	---
Jaime Coanower	1980	27	27	10	198.0	17-5	.773	132	105	2.18	0
Bob Olson	1963	31	31	17	218.0	19-8	.704	203	49	3.01	---
Ernie Broglio	1955	32	29	25	252.0	20-10	.667	230	137	3.43	---

Beamon:	1955 California League All-Star pitcher. 1955 Set California League record for consecutive wins (16). 1955 California League leader in ERA (1.36). 1955 Set Cal League record for Highest Winning Percentage in a season (1.000) with perfect 16-0 record. 3 year Major League career.
Thorpe:	1954 California League All-Star pitcher. 1954 Tied California League record for Wins in a season (28). 1954 Set California League record for IPS (300.1). 1954 Set California League record for Complete Games (32). 1954 Set California League record for consecutive CG's (30). 1954 California League leader in ERA (2.28). 1 year Major League career.
Barnowski:	1964 California League All-Star pitcher. 1964 Most strikeouts in a season since California League became a Class "A" minor league (321). 1964 California League leader in ERA (1.95). 2 year Major League career.
Wegman:	1983 California League All-Star pitcher. 1983 Set California League lowest ERA record (1.30). 1983 California league leader in wins (16). 11 year Major League career.
Whaley:	1941 member of original Stockton Piers team. Reached Triple-A Pacific Coast League.
Hittle:	1947 California League All-Star pitcher. 1947 California League leader in ERA (2.24). 1947 member of California League Championship team. 2 year Major League career.

Top Ports Players

Belton: 1946 & 1947 California League All-Star pitcher.
1946 & 1947 member of California League Championship teams.
California League leader in wins 1942 (11), 1946 (23) and 1947 (21).
Reached Triple-A International League.

Kirkpatrick: 1969 California League All-Star pitcher.
1969 California League leader in ERA (1.69).
1969 California League leader in wins (16).
Reached Triple-A International League.

Peterek: 1986 California League Pitcher of the Year.
1986 California League All-Star pitcher.
1986 California League leader in wins (15).
1986 member of California League Championship team.
1 year Major League career.

Spearmann: 1956 and 1958 California League All-Star pitcher.
1956 Tied Cal League record for Consecutive Wins in a season (16).
California League leader in ERA, 1956 (2.62) and 1958 (2.60).
Reached Double-A Texas League.

Freitas: 1953 California League All-Star pitcher.
1953 California League leader in Wins (22).
22 year Minor league career with 348 career victories.
5 year Major League career in the 1930s.

Guldborg: 1950 California League All-Star pitcher.
1950 California League leader in Wins (22).
Reached Triple-A Pacific Coast League.

Bunker: 1963 California League All-Star pitcher.
1963 member of California League Championship team.
1963 California League leader in Winning Percentage (.909).
Member of 1966 World Champion Baltimore Orioles.
Pitched shutout in 1966 World Series vs. the Los Angeles Dodgers.
9 year Major League career.

Cocanower: 1980 California League All-Star pitcher.
1980 member of California League Championship team.
4 year Major League career.

Olson: 1963 California League All-Star pitcher.
1963 California League leader in wins (19).
Reaches Triple-A Pacific Coast League.

Broglio: 8 year Major League career.

RELIEF PITCHERS

Name	Year	G	GS	CG	IPS	W-L	Pct.	SO	BB	ERA	SV
Doug Webb	1995	32	0	0	37.0	0-0	----	34	8	1.70	22
Cory Wilshusen	1969	57	0	0	108.0	9-8	.529	135	31	2.67	21
Mike Madden	1980	29	12	5	134.0	12-4	.750	92	63	1.95	2
Jeff Parrett	1985	45	2	0	127.2	7-4	.636	120	75	2.75	11
Jim Koontz	1980	39	0	0	89.0	12-3	.800	91	31	2.43	4
Jack Krawczyk	2000	49	0	0	86.0	7-1	.875	80	9	1.47	15
Jared Burton	2005	52	0	0	55.1	4-4	.500	67	20	2.60	24
Steven Rowe	2003	48	0	0	63.0	5-0	1.000	63	28	1.28	15
Frank Bludau	2002	43	0	0	47.0	3-3	.500	48	12	1.91	22
Michael Neu	2001	53	0	0	65.0	3-2	.600	102	30	2.37	21
Kurt Archer	1992	55	0	0	77.0	11-3	.714	49	32	1.88	15
Gerald Ako	1979	54	1	0	113.0	11-2	.846	70	32	2.87	9

Webb: 1995 California League All-Star pitcher.
Reached Double-A Texas League.

Wilshusen: 1969 California League All-Star pitcher.
1969 California League leader in Saves (21).
1 year Major League career.

Madden: 1980 California League leader in ERA (1.95).
1980 member of California League Championship team.
4 year Major League career.

Top Ports Players

Parrett:	1985 California League All-Star pitcher. 10 year Major League career.
Koontz:	1980 California League All-Star pitcher. 1980 member of California League Championship team. Reached Triple-A Pacific Coast League.
Krawczyk:	2000 California League All-Star pitcher. Reached Triple-A International League.
Burton:	3 year Major League career.
Rowe:	Reached Triple-A Pacific Coast League.
Bludau:	Member of 2002 California League Championship team. Reached Double-A Southern League.
Neu:	Member of Mudville Nine. 2 year Major League career.
Archer:	Member of 1992 California League Championship team. Reached Triple-A Pacific Coast League.
Ako:	Reached Triple-A Pacific Coast League.

MANAGERS

Name	Year	W- L	Pct.	Playoffs	Pct.	Totals	Pct.	Titles
John Babich	1946	95-45	.679	7-0	1.000	102-45	.694	1
Dave Machemer	1986	83-59	.585	6-0	1.000	89-59	.601	1
Dave Machemer	1987	94-48	.662	0-2	.000	94-50	.653	0
	<i>Totals</i>	<i>177-107</i>	<i>.623</i>	<i>6-2</i>	<i>.750</i>	<i>183-109</i>	<i>.627</i>	<i>1</i>
Jayhawk Owens	2002	89-51	.636	6-1	.857	95-52	.646	1
Dave Huppert	1988	94-49	.657	3-5	.375	97-54	.642	0
Dave Huppert	1989	89-53	.627	3-5	.375	92-58	.613	0
	<i>Totals</i>	<i>183-102</i>	<i>.642</i>	<i>6-10</i>	<i>.375</i>	<i>189-112</i>	<i>.628</i>	<i>0</i>

*List compiled by California League historian Chris Lampe.

Ports Records by Affiliation

Affiliate	Years	Record	Championships
Los Angeles Angels (PCL)	1941	70-70	0
Independent	1946	78-52	1
Oakland Oaks (PCL)	1947-48	167-113	1
Chicago White Sox	1949	64-76	0
Independent	1950-51	158-129	0
St. Louis Browns	1952	59-81	0
Chicago Cubs	1953-54	152-128	0
Oakland Oaks (PCL)	1955	94-53	0
Baltimore Orioles	1956-57	144-136	0
St. Louis Cardinals	1958	70-68	0
Baltimore Orioles	1959-71	889-891	3
California Angels	1972	52-85	0
Seattle Mariners	1978	63-77	0
Milwaukee Brewers	1979-2000	1,680-1,393	4
Cincinnati Reds	2001-02	163-117	1
Texas Rangers	2003-04	149-131	0
Oakland A's	2005-Present	348-352	1

Ports League Award Winners

California League MVP

Eddie Samcoff	1947
Robert Thorpe	1954
Pumpsie Green	1955
Michael Epstein	1965
Junior Kennedy	1969
Jaime Cocanower	1980
Glenn Braggs	1984
John Jaha	1989
Frank Bolick	1990

California League Manager of the Year

Roy Partee	1957
Billy DeMars	1960
Harry Dunlop	1963
Harry Malmberg	1965
Bill Werle	1969
Dave Macheimer	1987
Dave Hupper	1988
Tim Ireland	1992

California League Rookie of the Year

Don Moitoza	1955
Michael Epstein	1965
Bill Kirkpatrick	1969
Robert Skube	1980
Glenn Braggs	1984
Gary Sheffield	1987
Chris Carter	2008

California League Pitcher of the Year

Jeff Peterek	1986
Sid Roberson	1993

League PostSeason All-Stars

C	Bob Schang	1946	OF	Vince DiMaggio	1948	P	Alvin Spearman	1958
C	Lilo Marcucci	1947	OF	Don Moitoza	1955	P	Horace Denny	1959
C	Frank Zupo	1960	OF	Carlos Dore	1958	P	Natividad Martinez	1961
C	Tim McIntosh	1988	OF	Chuck Hinton	1960	P	Darold Knowles	1962
C	Landon Powell	2006	OF	Paul Blair	1963	P	Wally Bunker	1963
1B	Mike Epstein	1965	OF	Gary Fancher	1965	P	Bob Olson	1963
1B	Stan Davis	1980	OF	Merv Rettenmund	1966	P	Ed Barnowski	1964
1B	John Jaha	1989	OF	Don Baylor	1968	P	Joe DeLuise	1965
1B	Bo Dodson	1990	OF	Roger Freed	1968	P	Bob Patrylo	1965
2B	Ed Samcoff	1946	OF	Pete Watts	1969	P	Bill Kirkpatrick	1969
2B	Ed Samcoff	1947	OF	Lewis Beasley	1971	P	Cory Wilshushen	1969
2B	Joe Nichols	1963	OF	Eddie Brunson	1979	P	Donald Hood	1970
2B	John Reed	1964	OF	Dion James	1981	P	Don Belluomini	1971
2B	Matt Sferrazza	1983	OF	Dave Klipstein	1983	P	James Lewis	1978
SS	Robert Stevens	1950	OF	Glenn Braggs	1984	P	Jaime Cocanower	1980
SS	Pumpsie Green	1955	OF	Lavel Freeman	1985	P	Jim Koontz	1980
SS	Junior Kennedy	1969	OF	Todd Brown	1986	P	Mike Warren	1980
SS	Tim Nordbrook	1971	OF	Rob DeWolf	1986	P	Mark Cartwright	1983
SS	Gary Sheffield	1987	OF	Darryl Hamilton	1987	P	Bill Wegman	1983
3B	Harry Goorabian	1946	OF	Mike Rennhack	1996	P	Jim Parrett	1985
3B	Harry Clements	1949	OF	Steve Smitherman	2002	P	John Ludy	1986
3B	Harry Clements	1952	P	Don Belton	1946	P	Jeff Peterek	1986
3B	Fred Studstill	1962	P	Don Belton	1947	P	Steve Monson	1988
3B	Joe Mitchell	1986	P	Lloyd "Red" Hittle	1947	P	Chris Johnson	1990
3B	Frank Bolick	1990	P	Warren Sandel	1949	P	Mike Farrell	1992
U	Harry Clements	1947	P	John Guldborg	1950	P	Sid Roberson	1993
U	Yusuf Carter	2009	P	Harry Wilson	1951	P	Doug Webb	1995
DH	Glenn Braggs	1984	P	Tony Freitas	1953	P	Mark Fieldbender	1997
DH	Kevin Riggs	1993	P	Bob Thorpe	1954	P	Jack Krawczyk	2000
DH	Chris Carter	2008	P	Charlie Beamon	1955	P	John Koronka	2002
OF	Keith Frazier	1941	P	Willis Jordan	1956			
OF	Charlie Strada	1941	P	Alvin Spearman	1956			

Ports League Record Holders

General Team League Records

Most Championships	11	Ports, Fresno	
Most Wins (Half Season):	55	1955	First Half, 75 game schedule
Most Consecutive Wins:	26	1947	6/4 to 7/1, ended by Bakersfield
Longest Game (Time)	7:34	2009	6/4/2009, 7-6 loss in 21 inn to High Desert

Team League Batting Records

Most AB (Game):	76	6/4/2009	High Desert (7-6 loss in 21 inn.)
Most H (Game):	29	8/1/1993	Rancho Cucamonga
Most 3B (Game):	6	7/11/1986	Ventura County
Most SO (Season):	1,313	1972	
Fewest SO (season)	470	1946	
Most Sac Hits (Season):	132 (tie)	1952	
Most Sac Hits (Game):	6	7/9/1950	Modesto

Individual League Batting Records held by Ports

Lowest BA by Leader (Season):	.308	Philip Mastagni	1967	
Most 2B (Game):	4	James Carver	8/19/1959	Fresno
Most HR (Inning):	2 (tie)	Larry Haney	1962	
Most RBI (Game):	11	Robert Rivich	5/22/1954	Bakersfield
Most Sac Flies (Season)	16 (tie)	Mark Cridland	1999	
Most Sac Flies (Game):	3	Jonas Hamlin	6/3/1995	Riverside
Most BB (Game):	6	Lavel Freeman	5/22/1984	Salinas
Most HBP in Inning :	2	Greg Schaub	5/31/1999	Bakersfield (Manny Bermudez)
Most Reach on Catcher Inteference	12	Dave Massarelli	1963	
Fewest SO (Season):	7	Nino Bongiovanni	1946	116 G, 517 AB

Individual League Pitching Records held by Ports

Lowest ERA (Season):	1.30	Bill Wegman	1983	
Most CG (Season):	32	Robert Thorpe	1954	
Most Consecutive CG (Season):	30	Robert Thorpe	1954	5/6/1954-end
Most W (Season):	28 (tie)	Robert Thorpe	1954	
Most Consecutive W (Season):	16	Charles Beamon	1955	5/6/1955 to 7/4/1955
	16	Alvin Spearman	1956	4/30/1956 to 7/15/1956
Most IP (Season):	300.1	Robert Thorpe	1954	
Most IP (Game):	17 (tie)	Matt Zidich	7/27/1948	San Jose
Highest Winning PCT (Season):	1.000	Charles Beamon	1955	
Most SO (2 Consecutive Games)	38	Ed Barnowski	1964	20 vs. Santa Barbara (May 9) 18 vs. Salinas (May 14)
Most BB (Season):	262	Steve Dalkowski	1960	
Most R Allowed (Season)	189	Arthur Williams	1956	
Most HR Allowed (Game)	6	Paul Stewart	7/19/1999	Lancaster

Individual League Fielding Records held by Ports

Most Errors by Pos. (Season)	32	Kenneth Thomas	1952	Catcher
	12	Bud Anderson	1978	Pitcher
Most DP by Pos. (Season)	20	Mike Matheny	1992	Catcher
	10	Steve Sparks	1991	Pitcher
Most Assists by Pos. (Game)	12	Ron Koenigsfeld	8/11/1980	2nd Baseman
	11	Harry Clements	7/27/1948	3rd Baseman

Ports League Record Holders

League BA Leaders

.369	Charles Hinton	1960
.338	Michael Epstein	1965
.308	Philip Mastagni	1967
.341	David Klipstein	1983
.334	Luis Perez	2006

League R Leaders

116	Pat Listach	1990
101	Chris Carter	2008

League H Leaders

186	Harry Clements	1948
181	James O'Brien	1953
77	Edward Irvine	1980
185	Dave Klipstein	1983

League 2B Leaders

33	Harry Clements	1948
38	Richard Adams	1950
29	Ron Shelton	1969

League 3B Leaders

13	Norman Grabar	1948
11	Harry Clements	1949
12	Davey Johnson	1962
15	Richard Yench	1963
12	Don Anderson	1967
10	Eddie Brunson	1979
13	Carlos Ponce	1982
14	Rob DeWolf	1986
14	Tim Raley	1990
14	Rob Lukachyk	1992

League HR Leaders

24	Harry Goorabian	1946
30	Vince DiMaggio	1948
30	Mike Epstein	1965
26	Tommy Everidge	2007
39	Chris Carter	2008

League RBI Leaders

103	Gary Sheffield	1987
102	Frank Bolick	1990
104	Chris Carter	2008

League SB Leaders

34	Frank Murray	1948
59	Dave Mann	1952
58	Bernard Kelly	1958
51	Leon Brown	1970

92	Mike Felder	1982
57	Matt Sferrazza	1985
51	Rob DeWolf	1986
49	Scott Richardson	1994

League W Leaders

23	Don Belton	1946
21	Don Belton	1947
22	John Guldborg	1950
22	Tony Freitas	1953
28	Robert Thorpe	1954
19	Bob Olson	1963
16	Bill Kirkpatrick	1969
15	Ken Califano	1976
19	Mike Warren	1982
16	Bill Wegman	1983
15	Jeff Peterek	1986
13 (tie)	Steve Sparks	1989
14	Brian Hancock	1992
13 (tie)	Ryan Mottl	2002

League ERA Leaders

2.24	Lloyd Hittle	1947
2.28	Robert Thorpe	1954
1.36	Charlie Beamon	1955
2.62	Alvin Spearman	1956
2.60	Alvin Spearman	1958
2.49	George Gaffney	1959
2.29	Darold Knowles	1962
1.95	Ed Barnowski	1964
2.15	Tim Griffin	1968
1.96	Bill Kirkpatrick	1969
2.12	James Lewis	1978
1.95	Mike Madden	1980
1.30	Bill Wegman	1983
2.75	Jeff Parrett	1985
2.60	Sid Roberson	1993

League SO Leaders

227	David Jordan	1956
251	Charles Drummond	1957
321	Ed Barnowski	1964
189	James Lewis	1978
208	Dave LaPoint	1979
177 (tie)	Jason Childers	2000

League SV Leaders

21	Terry Wilshusen	1969
----	-----------------	------

Ports No-Hitters: One Pitcher

Frank Totaro	vs. Visalia	7/4/1948	win 18-0	9.0 IP CG	
Lauren Monroe	vs. Modesto	4/25/1949	win 5-1	7.0 IP CG	
Lauren Monroe	vs. Fresno	5/23/1950	win 5-2	9.0 IP CG	
Arthur Bielefield	vs. San Jose	6/10/1953	loss 0-1	8.2 IP CG	
Bud Watkins	vs. Modesto	6/12/1953	win 1-0 (10)	9.0 IP	No-Hitter lost in 10th
Darold Knowles	vs. San Jose	6/15/1962	loss 0-3	6.0 IP CG	
Johnny Ellen	vs. Bakersfield	6/30/1963	win 5-0	7.0 IP CG	
Ed Barnowski	vs. Salinas	6/4/1964	win 1-0 (10)	9.0 IP	No-Hitter lost in 10th
Ed Barnowski	vs. Reno	8/30/1964	win 3-0	7.0 IP CG	
Edwin Maras	vs. Fresno	6/1/1969	win 7-0	7.0 IP CG	
Bill Kirkpatrick	vs. Lodi	6/7/1969	win 1-0	7.0 IP CG	
Dave LaPoint	vs. Reno	7/25/1979	win 4-0	9.0 IP	
Richard Kranitz	vs. San Jose	8/30/1981	win 7-0	9.0 IP	

Ports No-Hitters: Combined

Michael Ignasiak (4.0), Doug Henry (3.0)	vs. San Jose	4/15/1990	win 6-3	6.0 IP	
--	--------------	-----------	---------	--------	--

Ports MLB Record Holders

American League MVP

Don Baylor 1979 California Angels 1968 Ports

American League Rookie of the Year

Ron Hansen 1960 Baltimore Orioles 1956 Ports

Al Bumbry 1973 Baltimore Orioles 1969 Ports

Pat Listach 1992 Milwaukee Brewers 1989-90 Ports

Andrew Bailey 2009 Oakland A's 2007 Ports

American League Comeback Player of the Year

John Jaha 1999 Oakland A's 1988-90 Ports

National League Comeback Player of the Year

Gary Sheffield 1992 San Diego Padres 1987 Ports

National League Batting Champion

Gary Sheffield 1992 San Diego Padres 1987 Ports .330 average

American League Home Run Champion

Bobby Grich 1981 California Angels 1968 Ports 22 home runs

American League RBI Champion

Don Baylor 1979 California Angels 1968 Ports 139 RBI

American League Winning Percentage Leader

Wally Bunker 1964 Baltimore Orioles 1963 Ports .792 (19-5)

National League Winning Percentage Leader

Ernie Broglio 1960 St. Louis Cardinals 1955 Ports .700 (21-9)

40+ Home Runs in a Major League Season

Dave Johnson 1973 Atlanta Braves 1962 Ports 43

Gary Sheffield 1996 Florida Marlins 1987 Ports 42

Gary Sheffield 2000 Los Angeles Dodgers 1987 Ports 43

20+ Wins in a Major League Season

Ernie Broglio 1960 St. Louis Cardinals 1955 Ports 21-9

500+ Home Runs in Major League Career

Gary Sheffield 2009 New York Mets 1987 Ports Hit 500th on April 17, 2009 vs. Mitch Stetter, MIL

Unassisted Triple Plays

Ron Hansen July 30, 1968 vs. Cleveland Indians at Cleveland Municipal Stadium

Shortstop, 1st inning. Caught liner, touched second base and tagged runner coming from first base.

All-Time Postseason Record

Overall franchise postseason record: 111-97
 11 League Titles in 22 Championship Series Appearances

Franchise Total	Prelim. Rd.	Semi-Finals	Champ. Rd	One Game
	8-13	56-41	46-42	1-1
1941	Playoffs:	Fresno defeated Stockton, 3 games to 1.		
1946	Playoffs:	Stockton defeated Bakersfield, 3 games to 2. Modesto defeated Santa Barbara, 3 games to 2.		
	Finals:	Stockton defeated Modesto, 4 games to 0.		
1947	Playoffs:	Stockton defeated San Jose, 3 games to 0. Santa Barbara defeated Visalia, 3 games to 0.		
	Finals:	Stockton defeated Santa Barbara, 4 games to 0.		
1948	Playoffs:	Santa Barbara defeated Fresno, 3 games to 2. Stockton defeated Ventura, 3 games to 0.		
	Finals:	Santa Barbara defeated Stockton, 4 games to 3.		
1950	Playoffs:	Modesto defeated San Jose, 3 games to 1. Stockton defeated Ventura, 3 games to 2.		
	Finals:	Modesto defeated Stockton, 4 games to 1.		
1951	Playoffs:	Santa Barbara defeated Stockton, 3 games to 1.		
1953	Playoffs:	San Jose defeated Santa Barbara, 3 games to 0. Stockton defeated Bakersfield, 3 games to 0.		
	Finals:	San Jose defeated Stockton, 4 games to 2.		
1954	Playoffs:	Modesto defeated Stockton, 3 games to 0.		
1955	Playoffs:	Fresno defeated Stockton, 3 games to 1.		
1956	Playoffs:	Fresno defeated San Jose, 2 games to 0. Stockton defeated Reno, 2 games to 1.		
	Finals:	Fresno defeated Stockton, 3 games to 1.		
1958	Playoffs:	Fresno defeated Stockton, 2 games to 1.		
1963	Finals:	Stockton defeated Modesto, 2 games to 0.		
1965	Finals:	Stockton defeated San Jose, 2 games to 0.		
1969	Finals:	Stockton defeated Visalia, 2 games to 1.		
1979	One-Game:	Stockton defeated Reno in one-game playff for 2nd half Northern Division title		
	Playoffs:	Stockton defeated Lodi, 2 games to 0. San Jose defeated Visalia, 2 games to 1.		
	Finals:	San Jose defeated Stockton, 3 games to 2.		
1980	Finals:	Stockton defeated Visalia, 3 games to 0.		
1981	Playoffs:	Visalia defeated Stockton, 2 games to 1.		
1983	Playoffs:	Redwood defeated Stockton, 2 games to 1.		
1985	Playoffs:	Stockton defeated Modesto, 3 games to 1. Fresno defeated Salinas, 3 games to 1.		
	Finals:	Fresno defeated Stockton, 3 games to 2.		

All-Time Postseason Record


1986	Playoffs:	Stockton defeated Salinas, 3 games to 0. Visalia defeated Palm Springs, 3 games to 1.
	Finals:	Stockton defeated Visalia, 3 games to 0.
1987	Playoffs:	Reno defeated Stockton, 2 games to 0.
1988	One-Game:	San Jose defeated Stockton in one-game playoff for 2nd half Northern Division title.
	Playoffs:	Stockton defeated San Jose, 3 games to 2. Riverside defeated Palm Springs, 3 games to 2.
	Finals:	Riverside defeated Stockton, 3 games to 0.
1989	Playoffs:	Stockton defeated San Jose, 3 games to 2. Bakersfield defeated San Bernardino, 3 games to 1.
	Finals:	Bakersfield defeated Stockton, 3 games to 0.
1990	Playoffs:	Stockton defeated San Jose, 3 games to 1. Bakersfield defeated Visalia, 3 games to 2.
	Finals:	Stockton defeated Bakersfield, 3 games to 2.
1991	Playoffs:	Stockton defeated San Jose 3 games to 1. High Desert defeated Bakersfield, 3 games to 0.
	Finals:	High Desert defeated Stockton, 3 games to 2.
1992	Playoffs:	Stockton defeated Modesto, 3 games to 2. Visalia defeated Palm Springs, 3 games to 1.
	Finals:	Stockton defeated Visalia, 3 games to 1.
1993	Playoffs:	Modesto defeated Stockton, 3 games to 1.
1995	Playoffs, Rd. 1:	San Jose defeated Stockton, 2 games to 0.
1996	Playoffs, Rd. 1:	Stockton defeated Modesto, 2 games to 0.
	Playoffs, Rd. 2:	San Jose defeated Stockton, 3 games to 1.
1997	Playoffs, Rd. 1:	Lancaster defeated Stockton, 2 games to 1.
2001	Playoffs, Rd. 1:	Bakersfield defeated Mudville, 2 games to 1.
2002	Playoffs, Rd. 2:	Stockton defeated Modesto, 3 games to 0. Lake Elsinore defeated San Bernardino, 3 games to 2.
	Finals:	Stockton defeated Lake Elsinore, 3 games to 1.
2003	Playoffs, Rd. 2:	Stockton defeated Visalia, 3 games to 2. Inland Empire defeated Rancho Cucamonga, 3 games to 1
	Finals:	Inland Empire defeated Stockton, 3 games to 0.
2004	Playoffs, Rd. 1:	San Jose defeated Stockton, 2 games to 1.
2005	Playoffs, Rd.1:	Modesto defeated Stockton, 2 games to 0.
2006	Playoffs, Rd. 1:	Visalia defeated Stockton, 2 games to 1.
2008	Playoffs, Rd. 1:	Stockton defeated Modesto, 2 games to 1 Lake Elsinore defeated Inland Empire, 2 games to 0.
	Playoffs, Rd. 2:	Stockton defeated San Jose, 3 games to 2. Lancaster defeated Lake Elsinor, 3 games to 2.
	Finals:	Stockton defeated Lancaster, 3 games to 1.

League Champions: 1946, 1947, 1963, 1965, 1969, 1980, 1986, 1990, 1992, 2002, 2008

Don Belton

CHAMPIONS

1946 + 1947



Ports History

Team History

Like the red yarn that holds the rawhide strips together on a baseball, the lore and tradition of the National Pastime knits the sport firmly into the fabric of American culture and the consciousness of American small towns.

The Stockton Ports enter into their 61st season in 2010, with a 4,400-3,952 overall record, 11 league titles, and their own unique lore and traditions knitting them into Minor League Baseball and Californian history.

Baseball lore credits Abner Doubleday, an important Union general who played a pivotal role at the Battle of Gettysburg, with inventing baseball in a cow pasture in Cooperstown, N.Y. in 1839.

Baseball lore also credits a baseball team based in Stockton, Calif. with being the inspiration for Ernest Lawrence Thayer's famous "Casey at the Bat" poem.

Thayer wrote the fictional poem in 1888, as legend goes, after seeing the Stockton club compete. At that time, Stockton played at Banner Island Park near a riverfront area called Mudville.

Just as the Mills Commission Report elevated Cooperstown into baseball prominence, a short poem by Thayer placed Stockton indelibly on the baseball map.

That 1888 Stockton team won the California League pennant, finishing the season with a 41-24 record. In the early 1900s, Stockton boasted a team in the California League. While the team underwent several name changes (Poppies from 1903-05, Millers from 1906-08, Tigers in 1909 and Boosters in 1910), the team found plenty of success. Stockton won pennants each season from 1903 to 1908. (The 1908 team is pictured below.)



In 1913, the California League reemerged and Stockton captured another title. In 1915, the League folded.

Baseball in Stockton did not reappear until a new California League, a Class C league, was founded in 1941 by Bill Schroeder.

The Stockton Fliers became a charter member, along with franchises in Anaheim, Bakersfield, Fresno, Merced, Riverside, San Bernardino, and Santa Barbara.

Because of the outbreak of World War II, Stockton did not field a team in 1942, and the League suspended play because of the War. In 1946, the League resumed normal operations, with the Stockton Ports as a member.

The club was named the Ports because Stockton is the state's only inland port. The Ports called Oak Park Field home, but renamed the stadium Billy Hebert Field in 1950, in honor of a local man who became the first player in organized baseball who was killed in action during World War II.

Hebert actually played for Merced in 1941 before enlisting in the Navy. He was wounded at Guadalcanal in October 1942.

In 1946, the Ports finished first in the California League with a 78-52 record and their first of 11 California League titles. (The 1946 club is pictured above.)

In 1947, the Ports captured their second championship, as one of two teams in the League that were not affiliated or owned by a major league team. The Ports did have a limited agreement with the Oakland club in the Pacific Coast League.

To capture the title, the Ports went on a 26-game

Team History



winning streak—a streak that remains a League record and is the second longest winning streak in baseball history. The Ports, led by manager Johnny Babich, finished the season with a 95-45 record, 16 full games ahead of San Jose and Visalia.

The back-to-back championships makes the Ports one of four teams to win consecutive titles.

Baseball historians Bill Weiss and Marshall Wright ranked the 1947 Ports among the top 100 greatest Minor League Baseball teams, placing them at No. 98.

In 1947, the League expanded to include teams in San Jose and Ventura. Today, there are 10 teams in the California League, with five in both the Northern and Southern Divisions.

The Northern Division is made up of the Bakersfield Blaze, Modesto Nuts, San Jose Giants, Stockton Ports and Visalia Rawhide.

The Southern Division is composed of the High Desert Mavericks, Inland Empire 66ers, Lake Elsinore Storm, Lancaster JetHawks and Rancho Cucamonga Quakes.

In addition to having the most titles by any active League team (11), the Ports are tied with the Fresno Cardinals/Giants for the most franchise titles in League history.

Stockton was also the fastest team in League history to reach the 4,000 win plateau, a feat they accomplished in 2004.

Since joining the California League in 1941, the Ports remained with the League until 1972, and returned in 1978.

During the 1980s and into the 1990s, the Ports were one of the nation's winningest Minor League Baseball teams, totaling 977 wins through the 1991 season.

The Ports also had the best win-loss percentage in all of Minor League Baseball for the 1980s.

After the 1999 season, the team renamed themselves the Mudville Nine, as a salute to Thayer's poem and their own roots.

Following the 2001 season, the Nine reverted back to the name Ports and continued to find plenty of success in the California League.

In 2002, the Ports were purchased by 7th Inning Stretch, LLC, a baseball ownership group founded by Tom Volpe.

In 2005, the Ports moved from Billy Hebert Field into their spacious new home at Banner Island Ballpark, which is located right along the Delta Channel. The Ports won their first championship since moving to the new stadium in 2008, under the leadership of manager Darren Bush. It was their 11th franchise record, a California League record.

The Ports have won championships in 1946, 1947, 1963, 1965, 1969, 1980, 1986, 1990, 1992, 2002, and 2008. The Ports look to continue their winning ways in future seasons.

Ports affiliates over the years:

1941-Los Angeles (PCL); 1946 Independent; 1947-48 Oakland (PCL); 1949 Chicago AL; 1950-51 Independent; 1952 St. Louis AL; 1953-54 Chicago NL; 1955 Oakland (PCL); 1956-57 Baltimore; 1958 St. Louis; 1959-1971 Baltimore; 1972 California; 1978 Seattle; 1979-2000 Milwaukee; 2001-02 Cincinnati; 2003-2004 Texas; 2005-present Oakland.



All-Time Roster

Last Name	First Name	Years with Ports	Last Name	First Name	Years with Ports	Last Name	First Name	Years with Ports
A			Baldacci	Jim	1954	Bondurant	Steven	2007
Abbott	Ricardo	1984	Banks	Brian	1994	Bonfils	Pete	1972
Abraham	Paul R.	2003	Bannon	Jeff	2002	Bongiovanni	Nino	1946, 1949
Acevedo	Danielin	2005	Banwart	Travis	2008	Bonilla	Clemente	2002
Adames	Jo selito	2009	Barker	Kevin	1997	Borg	Gary	1989
Adams	Bob D.	1961	Barnett	John C.	2003	Bortz	Bob	1953
Adams	Dick L.	1950-51, 1953	Barnowski	Ed	1964	Botts	Jason	2003
Adams	George	1960	Barrier	Martin J.	1961	Bourdet	Leonard	1954
Affronti	Michael	2007-09	Barry	Eric	1985	Bourgeois	Jason	2003
Aguilar	Mark	1988	Bartley	Olen	1971	Boutwell	Andy	2002
Akens	Phil	2004	Barton	Christopher	1999	Bowa	Paul	1946
Akin	S. Jay	1998	Barton	Daric	2005, 2009	Boyd	Chad	2007
Ako	Gerald	1979	Bass	Ricki	1981-82	Boyd	Patrick	2003-04
Albers	Richard	1988	Basse	Mike	1992	Boze	Marshall	1993
Albini	John	1955	Bates	Al	1954	Braden	Dallas	2005-06
Aldrich	Jay	1984	Bates	Billy	1985	Bradford	Chad	2005
Aleho	Nigel	1998	Baylor	Don	1968	Bradley	Dave	2001
Alello	Anthony	1966	Beamon	Charlie	1955	Bradley	LeRoy	1955
Alfano	Jeff	1998, 2000	Bearden	Doug	1998	Bradley	Milton	2006
Alford	Jerry	1959, 1961	Beasley	Jim	1966-67	Brady	J. Dan	1969
Allegra	Matthew	2005-06	Beasley	Lew	1971	Braggs	Glenn	1984
Allen	Chad	1993	Beatriz	Ramy	1999-00	Brainard	Bart	1981
Allen	Jamie	1985	Beattie	Andrew	2001-02	Brannon	Nick	2002
Allen	Rodney	2000	Beavers	Mark	1988	Branson	Don	1962
Allietta	Bob	1972	Bebernes	Vern	1950	Briggs	Dan L.	1972
Allison	George	1948	Beck	Greg	1996-97	Brisco	Jamie	1986
Alliston	Josh	2007	Beene	R. Andy	1980-81	Brito	Obispo	2000
Alonzo	Ray D.	1981	Beitey	Mike	1970	Brock	Jeff	1972
Amado	Jose	2001	Belinsky	Bo	1959	Broglio	Ernie	1955
Amaya	Art	1955-56	Bell	Kristian	2008-09	Bronzan	Lou	1948-49
Ambrey	Charles	1961	Belluomini	Don	1971	Broussard	Ben	2001
Ambrose	Mark	1986-87, 1989	Belton	Don	1946-47	Brown	Ben	1960
Ammons	Cary	2001	Beltre	Omar	2004	Brown	Bill H.	1950
Anderson	Bernard	1952	Benacka	Michael	2008	Brown	Corey	2008
Anderson	Brett	2008	Benedickt	Tom	1972	Brown	Dana	1954
Anderson	Bryan	2002	Bengochea	Kiki	2003-04	Brown	Dick	1996
Anderson	Bud	1978	Benites	Frank	1941	Brown	Jim E.	1948-50
Anderson	Don	1967	Benjamin	Bob	1992	Brown	Keith E.	1995
Anderson	Harley	1963	Bennett	Clyde	1941	Brown	Leon	1967-70
Anderson	Mike	1981	Berdrow	Ron	1955	Brown	Randall L.	1978
Andreopoulos	Alex	1996	Berg	Richard	1991	Brown	Renard	1987
Andrew	Jason	2003-04	Bernard	P. Ed	1946	Brown	Terry	1988
Andrews	Rob P.	1971	Bernhardt	Cesar	1992	Brown	Todd	1986, 1988
Anthony	Photios P.	1959	Berninger	Darren	1997	Browne	Byron E.	1993-94, 1997
Antonelli	John	1984-85	Berry	Jon	2002	Browne	Mike	1972
Antunez	Martin	1983-84	Best	Karl	1978	Brummett	John	2007
Appert	Luke	2005-07	Betances	Junior	1996	Bruno	Joe	1985
Archer	Kurt	1991-92, 1994	Beuerlein	John	1984, 1986	Brunson	Ed	1979, 1982
Arellanes	Bill	1957	Bicknell	Greg	1994	Bryant	John	1985
Arias	Jo aquin	2004	Bielefeld	Art	1953-56	Buck	Travis	2006
Arias	Roberto	2005	Biercevicz	Greg	1978	Bumbry	Al	1969
Arias	Rodolfo	1978	Biggus	Bengie	1981-82	Bunker	Mike	1964
Arias	Wagner	1997	Birdsong	Timothy	2001	Bunker	Wally	1963
Armstrong	Gene B.	1955	Birtwell	John	2006	Buonantony	Richard	1984
Arnold	Greg	1968-69	Bishop	Jim	1992	Burgos	Jaime	1968
Arrieche	Carlos	2007-08	Bishop	Josh	1997	Burnett	Mark	2001
Arroyo	Luis A.	2002	Bivens	Henry	1960	Burns	Dan	1981-82
Asadoorian	Erick	2003	Blacksher	Grover	1955	Burriss	Andy	2001
Ashley	Shon	1988	Blair	Don	1993-94	Burris	Ray	1987
Austin	Jim P.	1989	Blair	Paul L. D.	1963	Burrows	John	1963, 1965
Austin	John	1971	Blankenship	Shawn	1991	Burt	Chris	1996
Avendano	Elvis	2005-06	Blasi	Nicholas	2006-07	Burton	Jared	2005
Ayala	Odannys	2003	Blewett	Mike	1959-60	Bush	Chuck	1992
Aydelotte	Bill	1947	Blixt	Larry	1966	Butcher	Art	1990
B			Bloch	Mark	1972	Buttrey	John	1953
Baier	Dan	1961, 1963-65	Bloom	Joe	1970	C		
Bailey	Daryl	1979	Bludau	Frank	2002	Cabaniel	Tomas	2005
Bailey	Andrew	2007	Blyleven	Todd	1997	Cabell	Enos	1970
Bain	Paul	1981	Bobbs	Rodney	1978	Cabrera	Juan A.	1991
Balak	George	1967	Bo cachica	Hiram	2006	Cadinha	John	1955-56
Balance	Bob	1949	Bochte	Bruce	1972	Cahill	Trevor	2008
Balaz	John	1972	Bolack	Joe	1946-47	Caiazza	Nick	1999-00
			Bolick	Frank C.	1990	Calcagno	Dan	1994

All-Time Roster

Caldwell	Jim	1959	Clements	Harry	1947-49, '53-54	Dawsey	Jason	1998
Caliento	Tom	1950	Cleveland	Jeremy	2004	de la Rosa	Domingo	1990
Calitri	Mike	2001-02	Clutter	Harvey	1941	De Los Santos	Fautino	2008
Camara	Art	1949	Cobb	Larry	2008-09	De Los Santos	Francisco	2004
Cameron	Anthony	1978	Coanower	Jaime	1979-80	De Los Santos	Nelson	2000
Campana	Falco	1953	Coffey	Jesse	1952	Deardorff	Jeff	1999-00
Campbell	Paul	1964	Coggins	Rich	1969	Deaton	Kevin	2007
Campillo	Rob	1995-96	Cohen	Randy	1968	DeBerry	Joe E.	1996
Cana	Nelson	1996-97	Cole	Charles E.	1950-51	Deeds	Ray E.	1958
Canale	George	1987	Cole	Jim	1995	DeHart	Casey	2001-02
Cancel	Robinson	1997-98	Cole	Mark	1991-93	Dehn	Greg	1972
Cangemi	Jamie	1989-91	Coleman	Dusty	2009	Delgado	Gabriel	2003
Cannuli	Dom	1955	Coleman	Jeffrey	2006	Delgado	Ricardo	1964-65
Capra	Anthony	2009	Coleman	W. Frank	1970	Dell	Tim	1991
Cardenas	Adrian	2008	Collins	Don	1983	DelOrbe	Lazaro	1970
Cardinale	Rocco	1948-49, 1951	Colombo	Angelo	1957	DeLuise	Joe	1965
Caria	Steve	1966	Colon	Jose B.	1999	deMars	Billy	1959-60
Caridad	Ron	1996	Colon	Jose V.	1998-99	DeMartini	Jack	1946-47
Carignan	Andrew	2008-09	Connolly	Bob	1965	Dembecki	Stan	1950-51
Carkinale	Rocco	1947	Contreras	Henry	1982	Demel	Sam	2007-08
Carmody	Kevin	1990	Cook	G. Tim	1980	Denevi	Pietro	1952
Carmona	Gregorio	1993	Cooley	Jack	1951	Denham	Dan	2007
Carr	John	1967	Cooper	Alvin	1961-62	Denney	H. Ted	1959
Carrasquel	Domingo	1994-95	Copeland	Ben	2009	Denning	Dennis	1967
Carrol	Terrance	1951	Corchado	Jose	2005-06	Denorfia	Chris	2008
Carroll	Bill	1969	Cordova	Jorge	2001-02	Dent	Doug	2001
Carter	Chris	2008	Cornejo	Eduardo	2005-06	Derksen	Rob	1983-84, '87, '89
Carter	Justin	2001-02	Corona	Tom	1970-71	Desme	Grant	2009
Carter	Larry G.	1990, 1992	Correa	Ramser	1991-93	Dewing	Branden	2007-08
Carter	Marlin	1950	Corson	Don	1967	Dewolf	Bob	1986-87
Carter	Michael H.	1992	Cort	Barry	1979	Diamond	Alan	1966
Carter	Tim	1992	Coughlan	Cameron	2004, 2006	Diaz	Derek	1984, 1986
Carter	Yusuf	2009	Courage	Bob	1949	Diaz	Edgar	1984
Cartwright	Alan	1982-84	Couture	Mike	1991, 1993	Diaz	Remigio	1990-91
Caruso	Gene	1994	Cox	Warren D.	1955	Diaz	Roberto	1980-81
Carver	Jim	1959	Craig	Cliff	1950	Diaz	Steve	1990
Cary	Jeff	1978	Craig	Rodney	1978	Dickinson	Drew	2005
Casanova	Raul	2006	Cramer	Bobby	2007, 2009	Diggs	Tony	1993
Casey	Tim	1985-86	Crane	Bob L.	1953	Dill	Jason	2003
Casilla	Santiago	2008-09	Creola	Tom	1970	DiMaggio	Vince	1948
Cassels	Chris	1989-90	Crews	Tim	1982, 1985	Dinkins	Charles	1981-82
Castaldo	Vince	1991	Cridland	Mark	1999-00	DiPino	Frank	1979
Castaneda	Nick	1987	Criminger	John	1993	Dittfurth	Ryan	2004
Castillo	David	2006-07	Crocco	John	1952	Dobrotsky	Bill	1993, 1995
Castillo	Juan B.	1982	Crosby	Bobby	2005	Dodson	Bo	1990-91
Castillo	Luis T.	1987	Cross	Richard	1972	Dominguez	Juan	2003
Castle	Heath	2006	Crossan	Clay	1998	Donaldson	Josh	2008
Cecil	Rex	1941	Crowder	Justin	2005	Donovan	Mike	1980-81
Ceriani	Matt	2000	Crowell	Kyle	2006	Doolittle	Sean	2008
Cervantes	Ed	1971	Crvarich	John	1941	Doran	Bill D.	1993
Cesena	Librado	1955, 1957	Cuarezma	Julio	1979	Dore	Carlos	1958
Chavez	Carlos	1997	Culp	Brandon	2001-02	Dorn	Chris	1993
Chelli	Gene	1946-48	Cunningham	John	1960	Dowling	Greg	2009
Childers	Jason	1999-00	Curlee	Ron	1968	Down	Rickey	1978
Childers	Matt	2000	Curran	Dave	1979	Downs	Kirk	1981
Chincholo	Bob	1961	Currin	Pat	2007-09	Drahman	Brian	1988-89
Christison	Steve	1979	Curry	Mike T.	2002	Drake	Sam	1991
Christopher	Lloyd	1955	Czajkowski	Jim	1990	Drucker	Scot	2005-06
Christopher	Terry	1992				Drummond	Charlie	1957
Christy	Jack	1946				Drysdale	Brooks	1996
Ciardi	Mark	1985	Dalkowski	Steve	1960, 1964	Duchscherer	Justin	2007, 2009
Cirillo	Jeff	1992	Dalton	Brian	1996	Duda	Steve	1993-95
Ciskowski	Jeff	1989	Damaska	Jack	1958	Duffy	Joe	1957
Clapp	Terry	1971	Damonte	Charles	1948	Dumas	Mike	1995
Claridge	Berlin	1953	Danderos	Leonard	2006	Duncan	Columbus	1979
Clark	Bryan D.	1978	Danks	John	2004	Dunlop	Harry	1961-64
Clark	Isaiah	1987	Darnell	Paul	2001	Dunn	Keith	2005
Clark	Tim P.	1991	Darula	Bob	1998	Dunn	Ron R.	1969-71
Clary	Wayne	1952	Darvey	Jerould	1964	Dunn	Scott	2001
Clayton	Cotton	1962	Darwin	Bob	1963-64, 1966	Dunn	Todd	1995, 1998
Clayton	Henry	1971	Dashner	Bill	1962	Dunwell	Christopher	2005
Clear	Jay	1972	Davidson	Bill	1957	Dupree	Fred	1954
Clem	Bob	1961	Davis	Bradley	2006-07	Duquette	Bryan	1983
			Davis	Stan	1980			

All-Time Roster

Duran	Jess M.	1951	Foster	Bryan	1988-89	Granville	Gary	1972
Duran	Oscar M.	1986	Foulke	Keith	2008	Gray	Brett	2001
Duran	Ricardo	1979, 1981	Fourroux	Lloyd	1961, 1963	Gray	Jeffrey	2006
Durant	Richard	1989	Fox	Adam	2004	Gray	Rickey	1970
Durost	Kenneth	2006	Fox	Jason W.	1999-00	Green	Chad	1997-98
Dykes	Jim E.	1949	Fracchia	Don	1948	Green	David A.	1979
E			Fragoso	Jose	2008	Green	Grant	2009
Echols	Justin	2003	Franco Jr.	T.J.	2007	Green	Otis	1991
Effrig	Mark	1982-83	Frazier	Keith	1941	Green	Pumpsie	1955
Egan	Dick W.	1957	Freed	Roger	1967-68	Green	Steve K.	1966-67
Eldred	Cal	1990	Freeman	Lavel	1984-85	Grich	Bob	1968
Eldridge	Rashad	2003	Freitas	Tony	1952-53	Grier	Dave	1981
Ellen	John	1963	Frew	Mike	1986-87	Griffin	Paul T.	1967-68
Elliot	David H.	1997-98	Friend	Justin	2009	Griggs	Dave	1983
Ellis	Mark	2009	Frisbee	Bob D.	1969	Groth	Bob	1972
Elvira	Narciso	1988-89	Fritz	Benjamin	2005	Grove	Scott	1991
Embrey	Charles	1962	Frost	Bob F.	1941	Guelfo	Larry	1947
Embser	Richard	1982-83	Fulmer	Mike	1986	Guerrero	Ben	1951
Enriquez	Martin	1990	G			Guerrero	Epifano	1986-88
Epstein	Mike	1965	Gaffney	George	1959	Guerrero	Mike	1989-91, 1994
Erautt	Jim	1972	Gaggero	Ron	1958	Guerrero	Sergio	1997-98
Erickson	Bruce	1952	Gale	Jerome	1949	Guilbe	Victor	1990
Ernaga	Frank	1953-54	Gallo	Ray	1982	Guisto	Francis	1946
Ernster	Mark	2000	Galloway	Isaac	1960	Guldborg	Bud	1948-51
Escalante	Earl	1951	Gamez	Francisco	1995	Gulledge	Kelley	2003
Escalera	Ruben	1987-89	Gamez	Gil	1956	Gushon	Jason	2008
Espinosa	David L.	2002	Garcia	Hector	2009	Gutierrez	Javier J.	1998
Espinal	Leonardo	2007, 2009	Garcia	Jose	2004	Guzman	Jose	2007
Esposito	Brian J.	2004	Garcia	Jose A.	1998	H		
Espy	Nate	2006	Garcia	Kiko	1971	Haigwood	Daniel	2009
Esquer	David	1990	Garcia	Phil	1946	Hailey	Fred	1990
Estrada	Horacio	1996	Gardner	Hayden	2004	Haines	Gerald	1950
Eusebio	Mike	2002	Gardner	Scott	1996	Hall	Josh A.	2002
Evans	Carlos	1968	Gay	Brad	1994	Hall	Noah	2002
Evans	Gary	1983-85	Gay	Ken	1965-67	Hall	Rock	1980
Everidge	Tommy	2006-07	Geels	Bob	1957	Hallgren	Bob	1978
Ewin	Dick	1959	George	Chris	1989	Hallgren	Gerald	1952
F			George	Frank	1978	Hallgren	Tim	1978
Fabiano	Stan	1956	Gerdner	Hayden	2003	Halmer	Chad	1998
Fairman	Andy	1993-94	Gerstein	Ron	1993	Hamblen	Chris	2004
Fancher	Gary	1964-65	Gibbon	Charles	1972	Hamilton	Darryl	1987
Farber	Don	1957	Gibbons	John M.	1983-84	Hamilton	Scott	1990
Farley	Chris	2008	Gibson	Bob L.	1980-81	Hamlin	Jonas	1995
Farrell	Mike	1992	Gibson	Clarence	1954	Hammond	Derry	2000
Favata	Sal	1981	Gibson	Steve	1981	Hammond	Wade	1957
Fay	Dick	1969	Gilbert	Archie	2008	Hampton	Mark	1993
Felder	Ken	1994	Gilbert	Jerry	1959	Hance	Bill	1985
Felder	Mike	1981-82	Gilbert	Rich	2003	Hancock	Brian	1992-94
Felderman	Doug	1970	Gillick	Pat	1959	Handly	Gene L.	1954
Felix	Lauro	1996	Gillford	Paul	1967	Haney	Larry	1962
Feliz	Ruben	1995	Gilmartin	Dan	1981	Hansen	Jim	1958
Fernandes	Ed P.	1951	Giresi	Anthony	1970	Hansen	Jon	1980-81
Fernandez	Antonio M.	1997	Givens	Paul	1978	Hansen	Ron L.	1956
Fernandez	Jason	2008	Glenn	Leon	1992-93	Hanson	John M.	1941
Ferrarese	Don	1948	Glunt	Charlie	1941	Hardgrave	Eric	1987
Fetty	Pat	1993	Gobbo	Mike	1983, 1986	Hardwick	Bubba	1993-94, '97-98
Fieldbinder	Mickey	1997	Godfrey	Graham	2008	Harmon	Jerry	1965
Figueroa	Eduardo	2000	Godshall	Charles	1950	Harrell	John R.	1972
Figueroa	Pedro	2009	Gold	Nate	2004	Harris	Mike	1992-93
Fingers	Bob	1985	Gomez	Francis	2005	Hart	Chris	1991
Finley	Brian	1985	Gomez	Marco S.	1981	Hartman	Ralph	1946
Finn	John	1990-91	Gonella	Al	1941	Hartmann	Chester	1946-47
Fisher	Tom G.	1965	Gonzalez	Ben	1957-58	Hartmann	Pete	1995
Fitzgerald	Dave	1990-91	Gonzalez	Orlando	1981-82	Hartshorn	Bill	1961
Fitzgerald	Emmanuel	1969-70	Goodwin	Donnell	1971	Hartzell	Paul	1984
Fitzpatrick	Dan	1987-88	Goorabian	Harry	1946	Harwell	Ray	1946
Fitzpatrick	Will	1995	Gordon	Derrick	2008-09	Hatridge	Gilbert D.	1951
Flaming	Keith	1986-88	Gordon	Howard	1966-68	Haugen	Troy	1991
Flores	Juan	1991	Gordon	Mike	1964	Hawkins	Al	1998-99
Floyd	Bob N.	1964	Gorrondona	Don	1958	Healey	Bob	1959
Ford	Ryan	2006	Grabar	Norm	1947-49	Heard	Scott	2003
Ford	Will	2000	Graham	Dan J.	1971	Hecker	Doug	1997
Fortugno	Tim	1989	Grant	Herman	1968, 1970-71	Hedrick	Jack	1964

All-Time Roster

Heist	Al	1950-51	Ignasiak	Mike	1989-90	Kerfoot	Chad	2009
Helmer	Chad	1997, 1999	Inman	Doug	1979	Kernan	Bill	1971
Henderson	Craig	1986	Irvine	Ed	1980	Kerns	Dan	1967-68
Henderson	Dave L.	1978	Ishee	Gabe	1997	Keyes	Tom	1968
Hennell	John	1983	Italiano	Craig	2008-09	Kiefer	Mark	1990
Henry	R. Doug	1988-90	J			Kiil	Skip	2001
Herbert	Mike	1968	Jackson	Cliff E.	1951	Kilby	Brad	2007
Hermann	Conrad	1971	Jackson	Jim	1960	Kime	Dean	1957
Hermon	Duane	1953-54	Jackson	Ken B.	1990	King	Calvin	1978
Hernandez	Carlos	2009	Jackson	Larry	1984-85	Kingsolver	Kurtis	1979, 1981
Hernandez	Nicolas	1980-81	Jacobs	Gene R.	1956	Kirby	Scott	1999
Herrera	Javier A.	2007	Jacobs	Ryan	2000	Kirkpatrick	Bill	1969
Herrera	John	2007	Jacobsen	Bucky	1999	Kirst	Mark	1999
Herrera	Roberto G.	1958	Jaha	John	1988-90	Kirsten	Joel	2004
Herrera	Ted	1955	Jalie	Chris	2004	Kison	Robbie	2001
Herringer	Les	1941	James	Dion	1981, 1996	Klassen	Dan	1996
Herron	Bill	1951	Jankow	Jim	1965	Kleen	Steve	2007, 2009
Hetrick	Kent	1989	Janne	Duane	1965-66	Klimek	Josh	1998
Heuser	James	2008	Jaramillo	Frank	2000	Klipstein	Dave	1983
Hickerson	Dick	1963	Jaramillo	Lee	1999	Klucznik	Frank	1946
Hickey	Don P.	1971	Jefferson	Jesse	1970	Knechtges	Paul	1961
Hill	Delano	1960, 1964	Jenkins	Bob C.	1954	Knezevich	Ed	1957
Hill	Moe	1966	Jenkins	Demetish	1998	Knowles	Darold	1962
Hill	Seth	2004	Jenkins	Geoff	1995-96	Knox	Brad	2005
Hill	Tyrone	1993, 1996	Jenkins	Jerry	1979-80	Knox	Kerry	1992
Hilts	John	1967-68	Jimenez	Kelvin	2003	Kobza	Greg	1992
Hines	Ben	1961	John	Bill	1972	Koenigsfeld	Ron	1980-81
Hines	Marv A.	1970	Johnson	Adam	2006	Koke	Kyle	1978
Hinton	Chuck	1960	Johnson	Charles E.	1963	Kolovitz	Mike	1988
Hirayama	Satoshi	1952	Johnson	Charles P.	1959	Komine	Shane	2005
Hitcher	Sam	1955-56	Johnson	Chris	1990	Kominick	Toby	1996-97
Hittle	Lloyd	1946-47	Johnson	Dave C.	1970-71	Konieczki	Dom	1997
Hoberg	Carlton	1948-49	Johnson	Davey A.	1962	Koontz	Jim	1980, 1983
Hockenbery	Chuck	1972	Johnson	Herb	1952	Kopitzky	Chad	1994
Hodsdon	Scott	2009	Johnson	James	2000	Koppers	Bob	1967
Hofferd	John	1965, 1967-68	Johnson	James S.	1999	Korich	Stan	1957
Hoffpauir	Josh	2004	Johnson	Jim H.	1956-57	Kornahrens	Don	1946
Hogan	Gary R.	2004	Johnson	Ray D.	1968	Koronka	John	2001-02
Hogan	Jim	1972	Johnson	Todd	2009	Kostenbader	Don	1946
Hogg	John	1963	Johnston	Doug	1998	Kotick	Ron	1964, 1966-67
Holler	Brian	1964	Johnston	Mark	1983	Kovach	Vaughn	1967
Hollins	Stacy	1998	Jones	Bob	1987-89	Kozlowski	Ben	2004
Holsman	Rich	1991	Jones	Bob L.	1968	Kramer	Jeff	1995-96
Holubec	Ken	2004	Jones	Bob M.	1994	Kranitz	Richard	1981, 1983
Hommel	Brian	1996-97	Jones	Dave J.	1962	Kraus	Jake	1999
Hood	Don	1970	Jones	Dick C.	1960	Krause	Scott	1996
Hood	Randy	1991	Jones	Doug R.	1980	Krawczyk	Jack	1999-00
Hornbeck	Ben	2009	Jones	Fontella	2000	Kreuter	John	1953
Horton	Deverold	1957	Jones	Terrence	1971	Krippner	Curt	1990
Horton	Dick	1966-67	Jordan	Willis D.	1955-56	Krug	Chris	1958
Horton	Josh	2008	Joseph	Bill	1960	Kudron	Roger	1960, 1962
Hosey	Dwayne	1991	Joyal	Frank	1968	Kuhlman	Sterling	1953
Hostetler	Brian	1993-95	Jukich	Ben	2007	Kyslinger	Dan	1994-94
House	Ed	1971	Justice	Gary	1962	L		
Hoving	Derk	1968-69	K			LaBounty	Larry	1953
Howard	Dan L.	1958	Ka'ahue	Kala	2009	Lains	Joe	1958
Howard	Gene W.	1955-56	Kahler	Bill	1957	Lairmore	Ralph	1959-60
Howington	Ty	2001-02	Kahler	Bucky	1957	Lake	Steve M.	1979
Hrensky	Bryant	1961	Kanwisher	Gary	1986-87	Landeros	Leonard	2007
Huber	Jeff	1996	Kappesser	Bob	1991	Landry	Greg	1991
Hudgins	John	2004	Keating	Jim J.	1955	Landry	Todd	1994
Hudson	Rod	1978	Keeley	Cliff	1952	Lane	Dave R.	1952
Hughes	Bobby E.	1994-95	Keister	Craig	1969-71	Lane	Heath	1988-89
Hughes	George W.	1946	Keiter	Ben	2003-04	Lane	Jerry	1981
Hunt	Dick L.	1959	Kelley	Bill	1969, 1971	Lansford	Jared	2007-08
Hunter	Jim M.	1987	Kelly	Bernard	1958	LaPiana	Joe	1946
Huntmant	Scott	1996	Kelly	Jim E.	1967, 1969	LaPoint	Dave J.	1979
Hunton	Jon	2009	Kelly	Steve J.	2002	Lara	Nelson	2001
Huquet	J.C.	2001	Kendall	Phil	1999	Latino	John	1946
Hurtado	Omar	2001	Kennedy	Junior	1969	Lawhorn	Darryl	2007-08
Huyler	Mike	1993	Kenney	Jeffery	2000	Lawn	Mike	1992
I			Kent	Bernard	1986	Leake	Jon	1985
Iapoce	Anthony	1997	Keough	Shane	2009	Leblanc Poirier	Mathieu	2009

All-Time Roster

Lee	Bob C.	1949	Martinez	Greg	1995-96	Mitchell	W. Oscar	1959
Lee	Joe	1957	Martinez	Javier	2001-02	Mitchinson	Scott	2008-09
Lee	Mark O.	1990	Martinez	Nat	1961	Mohr	Adrian	1966
Lee	R. Derek	1998	Martinez	Stan	1970	Moitoza	Don	1955, 1957
Leneve	Ed	1948	Massarelli	Dave	1963-64	Monette	Jacques	1954
Leon	Arnold	2008	Massaro	Michael	2008	Monico	Mario	1986
Leon	Brigmer	2005	Masset	Nick	2004	Monnolly	Bob	1964
Leonard	Lan dero s	2005	Mastagni	Phil	1967-68	Monroe	Lauren	1948-50
Leslie	Myron	2006	Masterson	Donnelly	1950	Monson	Steve	1988-91
Levi	Stan	1981-82	Materile	Joe	1961	Montano	Martin	1986-87
Levin	pete	1972	Matheny	Mike	1992	Montenegro	Jose	1999
Levrault	Allen	1998	Matheson	Tom	1967	Montgomery	Jim H.	1953-54
Lewis	Jim L.	1957	Mathey	Doug	1978	Montgomery	Larry	1979
Lewis	Jim M.	1978	Mathis	Jared	1998-99	Montoya	Norm	1994
Lidle	Cory	1994	Matias	John	1965-66	Montoyo	Charlie	1988-89
Liggett	Jim	1960, 1966	Matlock	Laron	1972	Moon	Brian	1999
Light	Scott	2002	Matthew	Clifton	1966-67, 69	Moore	Bill K.	1953
Light	Tal	1999	Mattox	Frank	1986	Moore	Bob D.	1983
Linares	Yfrain	1995	Mattson	Jay	1952	Moore	Darin K.	2003
Lincoln	Lance	1987	Max	Bill	1982	Moore	Don W.	1953-54
Listach	Pat	1989-90	May	Dave L.	1963	Moore	Jason B.	2003
Littell	Mark	1994	Mazurek	David	2004	Moore	Kevin	2000
Littleton	Wes	2004	Mazzaro	Vincent	2007	Moore	Mike G.	1978
Livesey	Jim	1959	McBeth	Marcus	2005-06	Moore	Robert	1987
Locklear	Keith	1987	McClusky	Jim	1959	Moore	Scott	2008
Loe	Kameron	2003	McCoy	Kevin	1983-84	Morales	Ed	1941
Loepp	Jim	1957	McCready	Mike	1967	Morales	Joseph	1983
Lohse	Bob	1958	McCurdy	John	2005-06	Moraw	Carl	1987-89
Loiz	Numan	1998	McDonald	Don	1946	Moreci	Vince	1957
Lopez	Mickey	1996	McDonald	Scott	1968-69	Moreno	Henry	1952
Lopez	Roberto O.	1994	McFarlan	Randy	1981	Morreale	John	1995-96
Lorenzo	Matt	2004	McGahan	Leroy	1946	Morris	Angel	1983
Loretta	Mark	1993	McGaughey	Otis	1953	Morris	Jed	2005, 2008
Love	Dante	2009	McGonigle	Bill	1995-96	Morris	Jim L.	1941
Love	Sylvester	1990	McGonigle	Dave	1995	Morris	Jim S.	1985, 1987
Lowe	Benny	2001	McGowan	John	1972	Morse	John A.	1956
Lozado	Willie	1980	McGowan	John H.	1959-60	Moseley	Dustin	2002
Lubinski	Dick	1957	McGrath	Charles	1990	Mottl	Ryan	2002
Ludy	John	1986-87	McGraw	Tom V.	1991-92	Motton	Curt	1963
Lukachyk	Rob	1992	McGrew	Charles	1987-88	Moulden	Carl	1965-66
Lundquist	Ryan	2001-02	McHenry	Vance	1978	Moyer	Steve	1971
M			McIntosh	Tim	1988	Muessig	Jeff	2005-07
Macalutas	Jon	1997-00	McKeon	Brian	1992-93	Mullany	Francis	1957
MacGraw	Frank	1950	McMahon	Bill P.	1964, 1966	Mullins	Greg	1996-97
Machemer	Dave	1972	Meads	M. David	2003	Munoz	Tom	1955-56
MacNeill	Randy	1992	Melillo	Kevin	2005	Murphy	Bob W.	1955
Madden	Mike A.	1980	Mercado	Onix	2002	Murphy	Donnie	2008
Madrid	Alex	1985	Mertus	Ron	1960	Murphy	Ed B.	1949
Madsen	Michael	2006-07, 2009	Meyer	Drew	2003	Murphy	John	1955
Mahlberg	Greg	1996-97	Meyer	Greg	1980	Murphy	Tim	1960
Majewski	Dustin	2005	Michael	John	1960	Murphy	Dan L.	1985, 1988
Maler	Jim	1978	Michalski	Fred	1967	Murphy	Matt	1993-95
Malette	Brian	1999-00	Mieses	Jose	2000	Murray	Justin	2009
Malmberg	Harry	1967	Miglio	John	1986	Murray	Mike	1946-50
Manderfield	Steve	1981-82	Mignano	Brian	1982	Myers	Aaron	1999-00
Mandish	George	1946	Mikkelsen	Lin c	1991-92	Myshrall	Steve	1968
Manfredi	Ralph	1968-69	Millan	Bernie	1994	N		
Manias	James	2001	Miller	Andrew W.	1952	Nago	Garrett	1982-83
Mann	Dave F.	1952	Miller	Carl	1967	Napoli	Don	1949
Mann	Lawrence	1952	Miller	Dyar	1969	Nard	Bob	1951
Manning	M. Allen	1979-80	Miller	Jim	1999-00	Narron	Sam F.	2003
Maras	Ed	1968-69	Miller	Pat	1992	Nauman	Bob	1967
Marcano	Luis	2004	Miller	Ted	1965	Navarro	Jamie	1988
Marcucci	Lilio	1947-48	Millinich	Bob	1961, 1963	Negron	Miguel	1978
Margalski	Ben	2004	Milstien	Dave	1995	Nelson	Bob S.	1961
Marrero	Oreste	1991-92	Mino co	Mario	1987	Nelson	Ernest	1941
Marrero	Vilato	1991	Minster	Mike	1972	Neu	Mike	2001
Marshall	Herb	1949	Miranda	Angel L.	1988, '90, '97	Neugebauer	Nick	2000
Martin	Augustus	1959	Mirizzi	Marc	2003	Nevers	Tom	1995
Martin	Jeff D.	2002	Mitchell	Charles G.	1954	Newton	Bob P.	1956
Martinez	Candido	2002	Mitchell	Jermaine	2008-09	Nicholas	Darrell	1995
Martinez	Frank	2007-09	Mitchell	Joe	1986	Nicholas	Joe	1947
Martinez	Gabriel	1994-95	Mitchell	Michael	2006-07	Nichols	J. Don	1963

All-Time Roster

Nicholson	Richard	1979	Peters	Dan	1987-88	Reece	Jeff	1984-86
Nickoloff	Brent	1967-68	Peters	Frank	1964-65	Reed	Don	1957
Nieves	Juan M.	1984	Peters	Rex	1964	Reed	Ferdinand	1964-65
Nilmeyer	John	1968	Peters	Samone	2002	Reeder	Cory	1998
Nilsson	Dave	1989-90	Peterson	Brian M.	2002	Reeve	Dennis	1966, 1970
Noce	John	1952	Peterson	Kyle	1998	Reeves	Mel	1947
Nordbrook	Tim	1970-71	Peterson	Russ	1941	Remy	Jerry	1972
Norman	Martin	1957	Peterson	Trent	2005-07	Rennhack	Mike	1996
Norton	Doug	1983-84, 1986	Petit	Gregorio	2006	Rettenmund	Merv	1965-66
Nowak	John	1941	Petterson	Larry	1978	Reynolds	Chance	1996
Nunes	Dick	1961	Phair	Kelly	1997-98	Reynolds	Grant	2005
Nunez	Juan	2008	Phillips	Darroll	1972	Reynolds	Mark	1986
Nunn	Sam	1953	Phillips	Dee	1957	Reza	Raul	1954
O			Phillips	Gene E.	1954	Rice	Woolsey	1985
Oakes	Earl	2007	Piazza	Mike	2007	Richard	Michael	2009
Obenchain	Stephen	2006	Pickens	Joseph	2005	Richardson	Scott	1994-95
O'Boyle	Dick	1941	Pickler	Jeff	1999	Richmond	Jamie	2009
O'Brien	Jim P.	1953-54	Pierce	Grady	1970	Rico	Fred	1965
O'Connor	Bill M.	1970-71	Pimentel	Rafael	1985	Riddle	John	1964
Oedewaldt	Lary	1989	Pineda	Jose	2007	Riedel	Bob	1960
Officer	Jim	1972	Plesac	Dan	1984	Riggat	Calvin	1979
O'Leary	Troy	1990-91	Pocekay	Walt	1947-48	Riggs	Kevin	1993
Olmedo	Rainer	2001	Poe	Ryan	2000	Riles	Ernest	1982
Olson	Bob L.	1962-63	Pohle	Walt	1986	Ringe	Craig	2004
Omura	Isaac	2007	Pokorski	Tom	1978	Rios	Fernando	2002
O'Neal	Troy	1997	Polanco	Elvis	2000	Rios	Fernando	2001
O'Reilly	John	1998	Ponce	Carlos A.	1982	Rivera	Julio	2006
Ornest	Maury	1981-82	Pone	Vince	1982	Rivich	Bob	1954
Ortega	Hector	1995	Posey	Joel	2006	Roberson	Sid	1993
Ortega	Manuel	1957	Pottinger	Mark	1987	Roberts	Scott	1982
Ortega	Ray	1953	Powell	Bob. C.	1941	Robertson	Connor	2005
Ortiz	Gabriel	2009	Powell	Charlie E.	1952	Robidoux	Billy Jo	1984
Osilka	Garret	1999	Powell	Gordon	1994-95	Robin	Gary	1956
Ott	Ron	1958	Powell	Landon	2006	Robinett	Ripley	1951
Overin	Henry	1956-57	Pratt	Haas	2006	Robins	George	1980
P			Prebenda	Dan	1967	Robinson	Dustin	2001
Pack	Branden	2003	Presley	Winston	1968-69	Robinson	Ron D.	1992
Padron	Raul	2007-09	Preston	Steve	1989	Robnett	Richie	2005-06, 2008
Pagnotta	Mike	1978	Priebe	Kevin	1999	Rodrick	Gene	1957
Parades	Rene	1963	Pries	Don	1958	Rodriguez	Angel	1985-88
Paredes	Roberto	1998-99	Priest	Bill	1941	Rodriguez	Henry	2008-09
Park	Chel Sun	1980-81	Pruitt	Don	1992-93	Rodriguez	Ivan	1979
Parks	Ted	1966	Pryor	Herb	1978	Rodriguez	J. Frank	1994
Parrett	Jeff	1985	Pugmire	Rob	2001	Rodriguez	Manuel	2005
Parrott	Steve	1981-82	Puig	Ed	1987	Rodriguez	Miguel A.	1995, 1997-98
Partee	Roy R.	1955-57	Pulizzi	Frank	1948	Rodriguez	Orlando	1941
Pascualicchio	Mike	1996-97, 1999	Pulliam	Joe	1960	Rodriguez	Roman	1994
Passini	Brian	1997-98	Pullings	George	1953	Rodriguez	Ruben	1956
Pastornicky	Ernest	1954	Pupo	Len	1967-68	Rodriques	Cecil	1994-95
Patrylo	Bob	1965-66	Puryear	Nate	1983	Rodriquez	Serafin	2001
Patten	Chris	2000	Putnam	Danny	2005-07, 2009	Rogers	Bill	1965
Paul	Andy	1994-95	Q			Rogers	Charlie	1992
Pawlowicz	Henry	1965, 1967	Quero	Pedro	2003	Rogers	Michael	2006-07
Pearson	Roger	1961	Quinones	Hector	1985	Rojas	Jose A.	2008
Pearson	Ron	1959	R			Romager	Craig	1972
Pebley	Ed	1978	Ragni	John	1947	Romanick	Ron	1988
Pecore	Dick	1969	Raley	Tim	1988-90	Romero	Frank	1951-52
Pelczynski	Tim	1963	Rallo	Nick	1960	Ropar	Pete	1954
Pena	Jorge	2009	Ramirez	Bob	1949	Roper	Zack	2003
Penney	Mike	2000	Ramirez	Luis	2007	Roque	Francisco	1999
Pennington	Cliff	2006-07	Ramirez	R. Veto	1956	Rosa	Lee	1949
Penrose	Lou	1946	Ramirez	Russell	1979	Rosadao	Juan	1998
Perez	Armando	1956-57	Ramos	Julio	2009	Rosales	Arturo	1983
Perez	Dan	1993-94	Randolph	Byron	1966-67	Rosario	Victor M.	1994
Perez	Ed J.	1952	Rapp	Randy	2006	Rosenberg	Ron	1956
Perez	Leonardo	1987-90	Rathman	Herman	1964	Rosendo	Gustavo	2008
Perez	Luis	2005-06	Ratliff	Dan	1986	Rosenkranz	Terry	1995
Perez	Richard A.	1997	Ray	Bill	1971	Ross	Carey	1985
Perez	Roberto	2004	Ray	Jason	2006-07, 2009	Ross	Tyson	2009
Perez	Ron	1964	Raymundo	G.J.	2002-03	Rossiter	Mike	1997
Perkins	Harold	1984	Re	Gene	1949	Roth	Don	1968-69
Perotto	Remo	1949	Rea	Tom	1954	Roth	John	1956-58
Peterek	Jeff	1986-87	Recker	Anthony	2007	Rothen	Bill	1972

All-Time Roster

Rowan	Chris	1999-00	Severinsen	Al	1967	Spencer	Matt	2008-09
Rowden	Joe	1963	Sewell	Lance	2009	Spiers	Bill J.	1988
Rowe	Ken	1968	Sferazza	Matt	1983-85	Spoerl	Joshua	2001
Rowe	Steve	2003	Shaffar	Ben	2001	Spomer	Bob	1946
Rozich	Bill	1960	Shank	Christopher	2005	Springer	Hugh	1959-60
Rube	Lynn	1958	Sharpe	Steven	2005-06, 2009	St. Peter	Bill	1961-62
Rudder	Bob	1946	Shea	Carey	1971	Stafford	Jim	1970-72
Ruiz	Randy	2002	Sheets	Ben	1999	Stanek	Mike	1984-85
Ruiz	Willy	2002	Sheffield	Gary	1987	Stanton	J. Kyle	2002
Rupe	Josh	2004	Shelley	Randall	2004	Stapelton	Dave E.	1985
Rushing	Jake	1962-63	Shelton	Ron	1967-69	Starkovich	Paul	1971
Russ	Chris J.	2004	Sheridan	Eric	2006-07	Starrette	Herman	1960
S			Shibata	Keith	1989	Stavisky	Brian	2007
Sabatini	Dick	1950	Shiffer	Eric	1972	Steele	Ray L.	1957
Sadler	Alan	1986-88, '95-96	Shirah	Bill	1962	Stefanski	Mike	1993
Salazar	Julian	1992	Shires	Sam	1964-65	Stein	Mel	1952
Salazar	Luis	1995-96	Shoebriidge	Terence	1979	Steinmetz	R. Earl	1993
Salcedo	Jose	1994	Shortlidge	Gene	1954	Stepanovich	George	1960
Salisbury	Keith	1955	Shreve	Bob	1948	Stephens	George	1941
Salkeld	Bill	1953	Shuford	George	1964	Stethers	Howie	1961-62
Salmon	Brad	2001	Shull	James	2006	Stevens	Bob L.	1949-50
Samcoff	Ed	1946-47	Sigman	S. Lee	1979	Stewart	Don E.	1953
Samples	W. Todd	1993-94	Silva	Jack	1947	Stewart	Frank	1961
Samuel	Mike	1983	Simendinger	Greg	1970	Stewart	Paul	1999-00
Sandel	Warren	1949	Simon	Keith	1950	Stiles	Martin	1954
Sandoval	Abigail	2004	Simond	Bob	1978	Stille	Marv	1952
Sandoval	Guillermo	1990-91	Simonson	Bob	1987	Stiner	Rick	1990
Santos	Alex	2005	Simonson	Chris	2000	Stoddard	Bob	1978
Sapp	Damian	2002	Singleton	Duane	1992, 1994	Stone	Brian	1988
Sapp	Tom	1964	Singleton	Matthew	2006	Stone	Dick D.	1949
Sardinha	Dane	2001	Sinisi	Vincent	2003-04	Stone	Ron	1963
Sarubbi	Vince	1956	Sinomson	Chris	1999	Storey	Mickey	2009
Sass	Jim	1990	Sinovich	Mark	1978	Stotler	Roy R.	1959
Satterlee	Mike	1971	Skaggs	Dave C.	1971	Strada	Charles	1941
Sattler	Daniel	2009	Skaisgir	Joe	1962	Strazzulo	Frank	1950
Sauerbeck	Scott	2006	Skikas	Norm	1961-62	Stringfellow	Chris	2003
Schang	Bob	1946	Skorochocki	John	1979	Studstill	P. Fred	1962-63
Scharinghausen	Gil	1967-68	Skube	Bob	1979-80	Stumpp	Richard	1972
Schaub	Greg	1998-99	Sledd	Aaron	2001	Su'a	Murphy	1982, 1984
Scheel	Rolf	1966	Smith	Billy E.	1972	Sulentic	Matt	2008
Scheivley	Sam	1946	Smith	Bob	1988-89	Sullivan	Brad	2005-06
Schenbeck	T.J.	1994-95	Smith	Cody	2004	Sutton	Gene	1961-62
Schmidt	Roy R.	1961	Smith	Craig	1994	Suzuki	Kurt	2005
Schoettgen	Don	1952	Smith	Dan	1994	Sveum	Dale	1983, 1989
Schroeck	Bob	1980	Smith	Dave A.	1978	Swift	Weldon	1982
Schroeder	Bill	1980	Smith	Dustin T.	2003-04	Swinton	Jermaine	1996-97
Schubmehl	Brian	1999	Smith	Ed	1992	Swope	Tobin	2004
Schurr	Bob	1957	Smith	John	1991	T		
Schuster	R. Mark	1978	Smith	Larry L.	1964	Tabaka	Jeff	1991
Schwarz	Jeff	1990	Smith	Matt	2008-09	Tadano	Kazuhito	2006
Schwarz	Tom	1988	Smith	Travis	1996, 1999	Taitt	George	1941
Scott	Bobby	1960-62	Smitherman	Steve	2002	Talley	Gary	1972
Scott	Dick M.	1941	Smyth	Steve	2005	Tanabe	Collin	1981, 1983
Scott	Fred L.	1962, 1962	Snare	Ryan	2002	Tarlton	Don	1961
Scott	Ray	1957	Snyder	Brian	2006	Tatsuno	Derek	1982-83
Scramaglia	Rich	1955-56	Snyder	Paul D.	1963	Tatum	Jim R.	1990
Scripture	Billy	1964, 1966	Snyder	Randy	1989, 1991	Taylor	Dave	1988
Scruggs	John	1961	Sobczyk	Bob	1988	Taylor	T. Seth	2004
Scruggs	John	1962, 1964	Sokoloski	Ken	1965	Teahan	Jim	1982-83
Seabury	Jaron	2000	Solari	Vic	1951	Temple	Ken	1960, 1962
Sebastian	Anthony	1967, 1969	Solenberger	Al	1949, 1950	Tessin	Elmer	1954
Seegmiller	Craig	1967	Solice	Paul	1961	Tetrault	Dick	1960
Seidel	Norm	1971	Sollmann	Scott	1999, 2001	Tharpe	Derek	2007
Seitzer	Brad	1995	Sommer	Tim	1963, 1966	Therneau	Dave	2001-02
Sellers	Justin	2007	Sorenson	Roger	1963	Thibault	Ryan	1993
Semerano	Rob	2007	Soules	Ryan	2003	Thomas	Adam	2007
Senjem	Guye	2001-02	Souza	Tom	1970	Thomas	David	2009
Senreiso	Juan	2004	Sowash	Ed	1960	Thomas	Daniel	2009
Sepich	John	1966	Spalt	Steve	1985	Thomas	Franklin	1979, 1984
Serpa	Lindy	1946	Spanos	Vasili	2005	Thomas	Ken C.	1952
Serra	Ramon	1988	Sparks	Steve W.	1989-91	Thompson	Bob	1954
Serrano	Eduardo	1956	Spearmann	Al	1956-58	Thompson	Erik M.	2003

All-Time Roster

Thompson	George R.	1951	Walker	Cameron	1983-86	Wilshusen	Terry	1969, 1971
Thornton	John	1985	Walker	Gary N.	1959	Wilson	Don E.	1951
Thorpe	Bob J.	1953-54	Walker	Gene T.	1959	Wilson	Harry M.	1951
Thurston	Jerrey	2001	Walker	R. Tom	1970	Wilstead	Judd	1995
Tobert	Lance	1966	Wallace	Bob R.	1949	Windsor	Jason	2005
Torres	Anthony	1979, 1983	Walsh	Joe	1969	Winslow	Benjamin	2005
Torricelli	Tim	1987-88	Walters	Darryel	1986	Winters	Jim	1970
Torruellas	Victor	1969	Walters	Nick	2007, 2009	Winters	Mark	1984
Totaro	Frank	1948	Walther	Chris	1998	Witasick	Jay	2006
Townsend	Bob	1962-63	Wantz	Doug	1981	Woitkowski	Ray	1966
Trejo	George	1947	Ward	Pete	1959	Wolger	George	1966
Troy	Herb	1964	Warren	Mike	1982	Wood	Johnson	1982-83
Turigliatto	Steve	1970	Washam	Jason	1998	Woodard	Steve	1996
Turner	Lloyd	2005-07	Watanabe	Curt	1981-83	Woods	Harold	1960
Tyler	Josh	1996-97	Watkins	Reeve	1952-53	Wrona	Dave	1991-92
Tyler	Walt V.	1953	Watkins	Tim	1987	Wukits	Dick	1969-70
U			Watson	Marion	1951	Wulf	John E.	1951
Underhill	Gary	1958	Watts	Bob	1989	Wunsch	Kelly	1995, 1997
Unfried	Joe	1949	Watts	Ed	1969-70	Wyatt	Ken	1941
Unroe	Tim	1993	Wayment	Kory	2005-06	Y		
Uribe	Juan C.	1987, 1990	Weaver	Al	1964-66	Yeager	Keith	1946
Uruburu	Jim	1972	Weaver	Trent	1991	Yencha	Dick	1963, 1965
Utecht	Tim	1984-85	Webb	Doug	1994-95	Youngdahl	Ray	1959
V			Webb	Ryan	2006-07	Z		
Valdez	Alex	2008-09	Webster	Anthony	2004	Zaccarelli	Dick	1949
Valdez	Domingo	2003	Weeks	Jemile	2009	Zander	Ed	1958
Valgardson	Don	1979	Weems	Mark	1970	Zapata	Juan	1998-99
Van Burkleo	Ty	1983-84	Weger	Wes	1992	Zeringue	Jon	2007
Van Rossum	Chris	2001	Wegman	Bill	1983	Zidich	Matt	1947-49
Vancho	Bob	1991	Welbes	Pete	1965	Ziegler	Brad	2005
Vann	Brandy	1991	Welsh	Eric	2001	Zimmerman	Bob	1954
VanWroski	Art	1960	Werley	George	1959	Zipo	Frank	1959-60
Vargas	Ed	1946	Weston	Al	1978	Zurcher	Harold	1950
Vargas	Jose E.	1991	Whaley	Bill F.	1941			
Vargas	Trinidad	1990	Wheeler	Brad	1987			
Vasquez	Jesse	1982	White	Charles	1963			
Venture	Jose	1986	White	Harold	1967			
Veres	Randy	1988	White	Jim E.	1964			
Vila	Jesus	1987	Whitford	Eric	1992-93			
Villalobos	Gonzalo	1964	Whiting	Don	1980-81			
Villanueva	Gilbert	1988	Williams	Art	1956			
Vina	Fernando	1997	Williams	Bruce	1985			
Vitters	Christian	2009	Williams	Charles	1957			
Vogelsang	Harold	1941	Williams	Drew	1996-97			
Volquez	Edinson	2004	Williams	Fred	1985-86			
W			Williams	Jim O.	1966-68			
Wachter	Derek	1993, 1997	Williamson	Antone	1994			
Wagner	Joe T.	1995-97	Williamson	Bruce	1984			
			Williamson	Jeff	1970			

All-Time Ports in the Majors

First Name	Last Name	Years in MLB	First Name	Last Name	Years in MLB	First Name	Last Name	Years in MLB
A			Tim	Crews	1987-92	Bobby E.	Hughes	1998-99
Dick	Adams	1947	Bobby	Crosby	2003-09	Jim M.	Hunter	1991
Jay	Aldrich	1987, '89-90	Jim	Czajkowski	1994	I		
Bob	Allietta	1975	D			Mike	Ignasiak	1991, 93-95
Brett	Anderson	2009	Jack	Damaska	1963	J		
Bud	Anderson	1982-83	John	Danks	2007-09	Bucky	Jacobsen	2004
Rob	Andrews	1975-79	Bob	Darwin	1962, '69, '72-77	John	Jaha	1992-2001
Jo aquin	Arias	2006, 2008	Bill	de Mars	1948, 1950-51	Dion	James	1983-1996
Jim P.	Austin	1991-93	Chris	Denorfia	2005-09	Jesse	Jefferson	1973-81
B			Edgar	Diaz	1986, 1990	Geoff	Jenkins	1998-2008
Johnny	Babich	1934-36, 40-41	Vince	DiMaggio	1937-46	Kelvin	Jimenez	2007-08
Andrew	Bailey	2009	Frank	DiPino	1981-93	Adam	Johnson	2001, 2003
John	Balaz	1974-75	Juan	Dominguez	2003-05	Dave C.	Johnson	1974-78
Brian	Banks	1996-99, '02-03	Bill	Doran	1982-93	Davey A.	Johnson	1965-78
Kevin	Barker	1999-00, '02, '06	Brian	Drahman	1991-94	Bob M.	Jones	1997-2004
Ed	Barnowski	1965-66	Justin	Duchscherer	2001-09	Doug R.	Jones	1982-2000
Daric	Barton	2007-09	Ron	Dunn	1974-75	K		
Billy	Bates	1989-90	Scott	Dunn	2004, 2006	Junior	Kennedy	1974, 78-1983
Don	Baylor	1970-88	Todd	Dunn	1996-97	Mark	Kiefer	1993-96
Charlie	Beamon	1956-58	E			Brad	Kilby	2007-09
Lew	Beasley	1971	Dick	Egan	1964-64, '66-67	Dan	Klassen	1998-00, '02-03
R. Andy	Beene	1983-84	Cal	Eldred	1991-2005	Darold	Knowles	1965-1980
Bo	Belinsky	1962-67, '69-70	Narciso	Elvira	1990	Shane	Komine	2006-07
Karl	Best	1983-86, 88	Mike	Epstein	1966-74	John	Koronka	2005-07
Paul L. D.	Blair	1964-80	Frank	Ernaga	1957-58	Ben	Kozlowski	2002
Hiram	Bo cachica	2001-2007	Brian J.	Esposto	2007	Chris	Krug	1965-66, 1969
Bruce	Bochte	1974-86	Horacio	Estrada	1991-01	L		
Frank	Bolick	1993, 1998	Tommy	Everidge	2009	Steve M.	Lake	1983-93
Jason	Botts	2005-08	F			Dave J.	LaPoint	1980-1991
Jason	Bourgeois	2008-09	Mike	Felder	1985-1994	Mark O.	Lee	1988-1995
Marshall	Boze	1996	Ed	Fernandes	1940, 1946	Allen	Levrault	2000-03
Dallas	Braden	2007-2009	Don	Ferrarese	1955-62	Jim M.	Lewis	1979, 82, 83, 85
Chad	Bradford	1998-2009	Tom	Fisher	1967	Cory	Lidle	1997, 99-2006
Milton	Bradley	2000-09	Bob N.	Floyd	1968-74	Pat	Listach	1992-97
Glenn	Braggs	1986-1992	Tim	Fortugno	1992, 1994-95	Mark	Little	1973, 1975-82
Dan L.	Briggs	1975-1982	Keith	Foulke	1997-2008	Wes	Littleton	2006-2008
Ernie	Broglio	1959-66	Roger	Freed	1970-72, 74, 76-79	Kameron	Loe	2004-2008
Ben	Broussard	2002-2008	LaVel	Freeman	1989	Doug	Loman	1984-85
Leon	Brown	1976	G			Mickey	Lopez	2004
Travis	Buck	2007-09	Kiko	Garcia	1976-85	Mark	Loretta	1995-2008
Al	Bumbry	1972-85	Chris	George	1991	Willie	Lozado	1984
Wally	Bunker	1963-71	Bob L.	Gibson	1983-87	Rob	Lukachyk	1996
Ray	Burris	1973-87	Paul	Gilliford	1967	M		
Jared	Burton	2007-09	Orlando	Gonzalez	1976, 1978, 1980	Dave	Machemer	1978-79
C			Jeffrey	Gray	2008-09	Mike	Madden	1983-86
Enos	Cabell	1972-86	David A.	Green	1981-87	Alex	Madrid	1987-89
Trevor	Cahill	2009	Pumpsie	Green	1959-63	Greg	Mahlberg	1978-79
George	Canale	1989-91	Bob	Grich	1970-86	Jim	Maler	1981-83
Robinson	Cancel	1999, 2008-09	H			Brian	Mallette	2002
Larry G.	Carter	1992	Jo sh A.	Hall	2003	Oreste	Marrero	1993, 1996
Raul	Casanova	1996-98, '00-08	Darryl	Hamilton	1988-2001	Greg	Martinez	1998
Santiago	Casilla	2004-09	Larry	Haney	1966-78	Javier A.	Martinez	1998
Juan B.	Castillo	1986-89	Ron	Hansen	1958-72	Nick	Masset	2006-09
Rex	Cecil	1944-45	Paul	Hartzell	1976-80, 1984	Mike	Matheny	1994-2006
Jason	Childers	2006	Billy	Hatcher	1984	John	Matias	1970
Matt	Childers	2002-2005	Al	Heist	1960-62	Dave L.	May	1967-78
Mark	Ciardi	1987	Dave L.	Henderson	1981-94	Vin	Mazzaro	2009
Jeff	Cirillo	1994-2007	Doug	Henry	1991-2001	Marcus	McBeth	2007
Bryan D.	Clark	1981-90	Chuck	Hinton	1961-1971	Tom V.	McGraw	1997
Jaime	Cocanower	1983-86	Lloyd	Hittle	1949-50	Vance	McHenry	1981-82
Rich	Coggins	1972-76	Chuck	Ho ckenberry	1975	Tim	McIntosh	1990-96
Barry	Cort	1977	Don	Ho od	1973-83	M. David	Meads	1987-88
Rodney	Craig	1979-80, '82, '86	Dwayne	Ho sey	1995-96	Kevin	Melillo	2007

All-Time Ports in the Majors

Drew Meyer	2006	R		Herm	Starrette	1963-65
Dyar Miller	1975-81	Jerry Remy	1975-84	Bob Stoddard	Stoddard	1981-87
Angel L. Miranda	1993-97	Merv Rettenmud	1968-80	Cal Stoddard	Stoddard	1991-2005
Charlie Montoyo	1993	Fred Rico	1969	Ron Stone	Stone	1966-72
Bob D. Moore	1985	Ernest Riles	1985-93	Kurt Suzuki	Suzuki	2007-08
Jim S. Morris	1999-2000	Sid Roberson	1995	Dale Sveum	Sveum	1986-1999
Dustin Moseley	2006-09	Connor Robertson	2007-08	T		
Curt Motton	1967-76	Billy Jo Robidoux	1985-1990	Jeff Tabaka	Tabaka	1994-2001
Greg Mullins	1998	Henry Rodriguez	2009	Kazuhito Tadano	Tadano	2004-05
Donnie Murphy	2004-05, 07-08	Ron Romaniuk	1984-86	Jim R. Tatum	Tatum	1992-98
Dan L. Murphy	1989	Victor Rosario	1990	Bob Thorpe	Thorpe	1955
N		Ken Rowe	1963-65	U		
Sam F. Narron	2004	Randy Ruiz	2008-09	Tim Unroe	Unroe	1995-2000
Jamie Navarro	1989-2000	Josh Rupe	2005-09	V		
Mike Neu	2003-04	S		Ty Van Burkleo	Van Burkleo	1993-94
Nick Neugebauer	2001-02	Bill Salkeld	1945-50	Randy Veres	Veres	1989-90, 94-97
Juan M. Nieves	1986-88	Brad Salmon	2007	Fernando Vina	Vina	1993-2004
Dave Nilsson	1992-99	Eddie Samcoff	1951	Edinson Volquez	Volquez	2005-09
Tim Nordbrook	1974-79	Dane Sardinha	2003-09	W		
O		Scott Sauerbeck	1999-2006	R. Tom Walker	Walker	1972-77
Troy O'Leary	1993-2003	Bill Schroeder	1983-90	Pete Ward	Ward	1962-70
Rainer Olmedo	2003-07	Jeff Schwarz	1993-94	Mike Warren	Warren	1983-85
P		Al Severinsen	1969-72	Ryan Webb	Webb	2009
Jeff Parrett	1986-93, '95-96	Ben Sheets	2001-09	Bill Wegman	Wegman	1985-95
Roy Partee	1943-44, '46-48	Gary Sheffield	1988-2009	George Werley	Werley	1956
Cliff Pennington	2008-09	Duane Singleton	1994-96	Antone Williamson	Williamson	1997
Dan Perez	1996	Dave C. Skaggs	1977-80	Terry Wilshusen	Wilshusen	1973
Jeff Peterek	1989	Bob Skube	1982-83	Jason Windsor	Windsor	2006
Kyle Peterson	1999, 2001	Billy E. Smith	1975-81	Jay Witasick	Witasick	1996-2007
Gregorio Petit	2008-09	Travis Smith	1998-2006	Steve Woodard	Woodard	1997-2003
Mike Piazza	1992-2007	Steve Smitherman	2003	Kelly Wunsch	Wunsch	2000-05
Dan Plesac	1986-2003	Steve Smyth	2003	Z		
Carlos Ponce	1985	Ryan Snare	2004	Brad Ziegler	Ziegler	2008-09
Landon Powell	2009	Steve W. Sparks	1995-2004	Frank Zupo	Zupo	1957-58, 1961
Danny Putnam	2007-09	Bill J. Spiers	1989-2001			
		Dave Stapleton	1987-88			

All-Time Managers

First Name	Last Name	Year(s)			
Keith	Frazier	1941	Andy	Etchebarren	1984
Troy	Governor	1946	Tim	Nordbrook	1984
Harry	Goorabian	1946	Mike	Pazik	1984
John	Babich	1947	Tom	Gamboa	1985
Vince	DiMaggio	1948	Dave	Machemer	1986-87
Nino	Bongiovanni	1949	Dave	Huppert	1988-89
Harry	Clements	1950-52	Chris	Bando	1990-91
Tony	Freitas	1952	Tim	Ireland	1992
Bill	Salkeld	1953	Lamar	Johnson	1993-94
Gene	Handley	1954	Bob	Mariano	1995
Roy R.	Partee	1955-57	Greg	Mahlberg	1996-97
Don	Pries	1958	Bernie	Moncallo	1998-99
Bill	deMars	1959-60	Carlos	Ponce	1999
Harry	Dunlop	1961-64	Barry	Moss	2000
Harry	Malmberg	1965-67	Lonnie	Keeter	2000
Joe	Altobelli	1968	Frank	Kremblas	2000
Bill	Werle	1969-70	Dave	Oliver	2001
Ray D.	Malgradi	1971	Jayhawk	Owens	2002
Mike	Stubbins	1972	Arnie	Beyeler	2003-04
Bobby	Floyd	1978	Todd	Steverson	2005-06
S. Lee	Sigman	1979	Darren	Bush	2007-08
Tony	Muser	1980	Aaron	Nieckula	2009
Duane	Espy	1981-82	Steve	Scarson	2010
Terry	Bevington	1983			

Bill Weiss: All-Time Ports Team

In 1997, California League historian Bill Weiss selected his Stockton Ports All-Time Team. Weiss said there were several tough decisions to be made regarding the All-Time Team, and that several other quality players and coaches all deserved serious consideration. Below is his 1997 Stockton Ports All-Time Team and his report, just as he wrote it. Players in bold played in the Major Leagues.

Mike Epstein, 1B. 1965--Hit .338 with 30 HR, 100 RBI in 124 games. Led League in HR, RBI and was named League MVP. Team co-record holder in HR. Only Port to lead the league in homers since Vince DiMaggio in 1948.

Eddie Samcoff, 2B. 1946-47--Hit .303 in 1946 and .315 in 1947. Led league second baseman in fielding, named to League All-Star team both years and was the League MVP in 1947.

Harry Clements, 3B. 1947-54--Hit .305 in 1,024 games with 624 RBI for the Ports. Holds league records for third baseman for highest fielding percentage (.970) and most assists (360) in a season. For perspective, .970 is the career average for Brooks Robinson, possibly the best fielding third baseman in American League history. Clements led third baseman in fielding in 1947, 1949, 1951, 1952 and 1953. He was a League All-Star in 1947, 1949, 1951 and 1952. He managed the Ports from 1950-1952.

Pumpsie Green, SS. 1955--Hit .319 in 144 games, named League All-Star and voted League's MVP.

Chuck Hinton, OF. 1960--Hit .369 with 20 HR, 88 RBI in 101 games. Led league in batting, and named to League All-Star team.

Don Baylor, OF. 1968--Hit .369 with 7 HR, 40 RBI in 68 games. Named to League All-Star team although playing only half the season.

Darryl Hamilton, OF. 1987--Hit .328 with 8 HR, 61 RBI in 125 games. Named to League All-Star team, and fielded .996 with only 1 error in 230 chances. Probably the Ports best fielding outfielder of all time.

Lilio Marcucci, C. 1947-48--Hit .334 with 16 HR, 87 RBI in 107 games and named to League All-Star team.

Steve Lake, C. 1979--Hit .283 with 6 HR, 40 RBI in 94 games. One of best fielding catchers in league history.

Pitchers listed in chronological order

Don Belton, LHP. 1946-47--Named League All-Star and lead league in wins both years. In 1946, he was 23-9 with a 2.89 ERA and in 1947 was 21-6 with a 3.79 ERA. Was second in league in ERA in 1946, and eighth in 1947.

Bob Thorpe, RHP. 1953-54--In 1954, had a 28-4 record with a 2.28 ERA and led the league in Wins, ERA, and named League All-Star and League MVP. Set league records for most IP (300.1), complete games (32) and consecutive complete games (30), and tied the record for most wins in 1954. Pitched in two games for the Chicago Cubs in 1955, then was optioned to Des Moines. Pitched in the PCL in 1956-57, and hurt his arm. He was out of the game in 1958 and had an unsuccessful comeback in 1959. Died tragically on March 17, 1960 at the age of 25 when he was electrocuted while working on a power line for a San Diego utilities company.

Charlie Beamon, RHP. 1955--Finished with a 16-0 record and a 1.36 ERA, and was a League All-Star. Holds league records for most consecutive wins and highest win-loss percentage. ERA was a league record until Ports Bill Wegman totalled a 1.30 ERA in 1983. Completed 15 of 16 starts. Streak ended when he was recalled by Oakland (PCL).

Alvin Spearman, RHP. 1956-58--In 1956, he finished 18-3 with a 2.62 ERA and led league in ERA and percentage (.857), and tied league record of 16 consecutive wins. Was 14-4 with a 2.73 ERA in 1957, and 20-9 with a 2.60 ERA in 1958. Led league in ERA in 1958. League All-Star in 1956 and 1958.

Ed Barnowski, RHP. 1964--Totalled a 13-8 record with a 1.95 ERA, led league in ERA and named to League All-Star team. Led league in SO with 321 (second highest total in League history) in 222 IP. Set league record for most SO in two consecutive games (38), with 20 in his first game and 18 in the next. Pitched two no-hitters, only pitcher in league history with two no-hit games in one season.

Bill Kirkpatrick, RHP. 1969--Ended season with a 16-6 record, and a 1.96 ERA with 178 SO, 48 BB in 211 IP. Led league in ERA, named to League All-Star team. Pitched 7 shutouts, second highest total in league history.

Bill Weiss: All-Time Ports Team

Bill Wegman, RHP. 1983--Finished with a 16-5 record and a 1.30 ERA with 135 SO, 45 BB in 187 IP. Named to League All-Star team and holds league record for lowest ERA.

Doug Webb, RHP. 1995--Finished the season 0-0 with a 1.70 ERA and 22 saves. Was named to League All-Star team despite mid-season promotion to El Paso. Was on his way to league saves record when promoted.

Johnny Babich, Manager--Led 1947 team to league title with 95-45 record, 16 games ahead of second-place San Jose and Visalia. Then Ports won 7 straight in the playoff. Led Ports to 26 consecutive wins, league record and fourth highest consecutive-wins total in baseball history.

There were a lot of tough decisions on who to leave off the team. Probably hardest to pick just one manager. Had to ignore Roy Partee (1955-56), Harry Dunlop (1963-64), Harry Malmberg (1965-67), native son Bill Werle (1969-70), Tony Muser (1980), Dave Machemer (1986-87), Chris Bando (1990-91) and Tim Ireland (1992-94), all of whom won championships.

Difficult to limit starting pitchers to only six. Ports have had so many outstanding pitchers going back to 23-game winner Honolulu Bill Whaley in the league's first season, 1941. Others were Lloyd Hittle, Tony Freitas, Bud Guldborg, Bob Olson, Wally Bunker, Dave Lapoint, Jaime Cocanower and Jeff Parrett. At other positions, John Jaha, Bill Schroeder, Paul Blair, Glenn Braggs, Roger Freed, Dave Mann, Don Moitoza, Mike Felder and Gary Sheffield all deserved serious consideration.



(Left) Billy Hebert Field was the home of the Stockton Ports from 1950-2004.

Ports in the Olympics

<i>Name</i>	<i>Olympics</i>	<i>Medal Result</i>
Chad Green	1996	Bronze
Ben Sheets	2000	Gold
Brett Anderson	2008	Bronze
Trevor Cahill	2008	Bronze

Anniversaries of 2010

Celebrating Upcoming Anniversaries

60th Anniversary of 1950 season: In 1950, Harry Clements made his managerial debut with the Stockton Ports. He led the team to a 79-61 record and to the California League championship series. The Ports lost the series, 4 games to 1 to Modesto. Dick Adams led the team with a .309 average, 38 doubles and nine home runs. Bud Guldborg was outstanding on the mound for the Ports, finishing 22-5 with a 3.07 ERA and 243.0 innings pitched. He led the League in wins in 1950.

50th Anniversary of 1960 season: Under the guidance of Billy DeMars, the Ports finished the year 66-74. Leading the way offensively for the Ports was Chuck Hinton, who led the team with a .369 batting average. He also collected 22 doubles, seven triples and 20 home runs that year. Hinton still holds the League record for highest batting average in a season with 125 at-bats or more. Roger Kudron had a great year, finishing 10-2 with a 2.39 ERA in 32 appearances for the Ports. Herm Starrette and Frank Zupo also played with the Ports that year.

40th Anniversary of 1970 season: In 1970, the Ports finished 54-86 with Bill Werle managing the team. The 1970 team featured future major leaguers Enos Cabell, Dave Johnson, Leon Brown, Don Hood, Tim Nordbrook, Tom Walker, Jesse Jefferson and Ron Dunn. Cabell led the team with a .284 average, 25 doubles, and 10 home runs. Hood won 10 games that season. Brown led the League with 51 stolen bases that season.

30th Anniversary of 1980 season: The Ports captured their sixth California League Championship, sweeping Visalia in the title series. The 1980 Ports were led by Tony Muser. Jaime Cocanower was named the League MVP, as he finished 17-5 with a 2.18 ERA. Robert Skube was named the League Rookie of the Year. He batted .291 with 26 doubles, seven triples and 19 home runs that year. Willie Lozado, Bill Schroeder, Andy Beene, Bob Gibson, Doug Jones and Mike Madden also helped lead the team to a 90-51 record that season. Madden led the League with a 1.95 ERA.


20th Anniversary of 1990 season: The 1990 Ports team finished the year 82-59 behind manager Chris Bando, claiming the franchise's eighth California League Championship title. Frank Bolick was named the League MVP, finishing the season with a .324 average, 33 doubles, five triples and 18 home runs. John Jaha, Pat Listach, Dave Nilsson, Troy O'Leary, Jim Tatum, Steve Sparks, Mike Ignasiak and Cal Eldred competed with the Ports that season.

10th Anniversary of 2000 season: The Mudville Nine finished the season with a 68-72 record behind managers Lonnie Keeter, Frank Kremblas and Barry Moss. Mark Cridland led the team with 21 home runs and 66 RBI that season, his second straight year as the team's home run leader. Jason and Matt Childers, Brian Mallette and Nick Neugebauer all pitched for the Nine that season. Jason Childers led the team with 12 wins, and Jack Krawczyk led the team with 15 saves and a 1.47 ERA.

Stockton Looks to Welcome 5 Millionth Fan

Entering into the 2010 season, the Ports have welcomed a franchise total of 4,794,070 fans. The Ports need just 205,930 fans to reach the 5 million mark in franchise history. The Ports look to reach this milestone during the 2010 season. On July 30, 2009, the Ports welcomed the one millionth fan in Banner Island Ballpark history. Banner Island Ballpark opened in 2005, and more than 200,000 fans have enjoyed Ports games in Banner Island Ballpark each season since it opened.

League Champions: 1946, 1947, 1963, 1965, 1969, 1980, 1986, 1990, 1992, 2002, 2008



California League

League Members



California League Staff:

President: Charlie Blaney
 Vice President: Tom Volpe
 Director of Operations: Matt Blaney
 Historian: Chris Lampe
 General Counsel: Jonathan Light

California League

709 W. Channel Islands Blvd #321
 Port Hueneme, CA 93041
 Phone: (805) 985-8585
 Fax: (805) 985-8580
 Website: www.californialeague.com
 E-Mail: info@californialeague.com
 Years Active: 1941-42, 1946-present



League Directors:

D.G. Elmore (Bakersfield)
 Bobby Brett (High Desert)
 Dave Elmore (Inland Empire)
 Gary Jacobs (Lake Elsinore)
 Pete Carfagna (Lancaster)
 Michael Savit (Modesto)
 Bobby Brett (Rancho Cucamonga)
 Jim Weyerman (San Jose)
 Tom Volpe (Stockton)
 Tom Seidler (Visalia)

Game Information:

Classification: Class A Advanced
 Division: North and South Divisions
 Regular Season: 140 Games (split schedule)
 2010 Opening Date: April 8
 All Star Game: June 22 at Myrtle Beach Pelicans
 All Star Format: California vs. Carolina League
 Closing Date: September 6
 League Roster Limits: 25 active (35 under control)
 No more than 2 players and one player-coach on active list may have six or more years of prior Minor League service.



Bakersfield Blaze

4009 Chester Ave
 Bakersfield, CA 93301
 Phone: (661) 716-4487
 Fax: (661) 322-6199
 Website: www.bakersfieldblaze.com
 E-Mail: blaze@bakersfield.com
 Affiliate (Year): Texas Rangers (2005)
 Years in League: 1941-42, 46-75, 78-79, 82-present



Front Office:

Operated by: Elmore Sports Group, D.G. Elmore
 General Manager: Justin Kozubal
 Media Contact: Jill Vawter; 661-716-4487,
 jvawter@bakersfieldblaze.com

Field Staff:

Manager: Bill Haselman
 Hitting Coach: Jason Wood
 Pitching Coach: Dave Chavarria
 Trainer: Jacob Newburn

2009 Record:

Overall: 75-65
 First Half: 34-36
 Second Half: 41-29

Broadcast Information:

Broadcaster:
 Type:
 Games: 70 home

Ports Hotel in Bakersfield:

Four Point Sheraton
 5101 California Ave
 Bakersfield, CA 93309
 (661) 325-9700

Stadium Information:

Sam Lynn Ballpark (1941)
 Capacity: 3,500
 2009 Attendance: 65,656
 Dimensions: LF-328', CF-354', RF-328'

2010 Season Series:

11 Games@Stockton: April 29-May 2, June 7-10,
 June 28-30
 14 Games@Bakersfield: April 12-14, May 7-10, June
 14-16, September 3-6



High Desert Mavericks

1200 Stadium way
 Adelanto, CA 92301
 Phone: (760) 246-6287
 Fax: (760) 246-3197
 Website: www.hdmavs.com
 E-Mail: rbuckles@hdmavs.com
 Affiliate (Year): Seattle Mariners (2007)
 Years in League: 1991-present



Front Office:

Operated by: Brett Sports and Entertainment
 General Manager: Tim Altier
 Media Contact: Alex Freedman, (760) 246-6287,
 afreedman@hdmavs.com

Field Staff:

Manager: Jim Horner
 Hitting Coach: Tommy Cruz
 Pitching Coach: Tom Dettore
 Trainer: Eddie Tamez

2009 Record:

Overall: 83-57
 First Half: 43-27
 Second Half: 40-30

Broadcast Information:

Broadcaster: Alex Freedman
 Games: 140
 Flagship Station: KIXW Talk 960 AM

Ports Hotel in High Desert:

Motel 9
 9757 Cataba Rd.
 Hesperia, CA 92345
 (760) 947-0094

Stadium Information:

Stater Bros. Stadium (1991)
 Capacity: 3,808 plus lawn seating
 2009 Attendance: 112,470
 Dimensions: LF-340', CF-401', RF-340'

2010 Season Series:

3 Games@Stockton: August 6-8
 4 Games@High Desert: May 14-17

League Members



Front Office:

Operated by: Elmore Sports Group
 General Manager: Mike Gullo
 Media Contact: Sam Farber, 909-888-9922,
 sfarber@ie66ers.com

Field Staff:

Manager: Jeff Carter
 Hitting Coach: Franklin Stubbs
 Pitching Coach: Charlie Hough
 Trainer: Yusuke Nakajima

2009 Record:

Overall: 59-81
 First Half: 32-38
 Second Half: 27-43

Inland Empire 66ers

280 South E Street
 San Bernardino, CA 92401
 Phone: (909) 888-9922
 Fax: (909) 888-5251
 Website: www.ie66ers.com
 E-Mail: info@ie66ers.com
 Affiliate (Year): Los Angeles Dodgers (2007)
 Years in League: 1941, 1987-present

Broadcast Information:

Broadcaster: Sam Farber
 Games: 140
 Flagship Station: KCAA 1050 AM

Ports Hotel in Inland Empire:

Hilton San Bernardino
 285 East Hospitality Ln
 San Bernardino, CA 92408
 (909) 889-0133



Stadium Information:

Arrowhead Credit Union Park (1996)
 Capacity: 5,000 plus lawn seating
 2009 Attendance: 202,728
 Dimensions: LF-330', CF-410', RF-330'

2010 Season Series:

3 Games@Stockton: April 19-21
 3 Games@Inland Empire: August 10-12



Lake Elsinore Storm

500 Diamond Drive
 Lake Elsinore, CA 92530
 Phone: (951) 245-4487
 Fax: (951) 245-0305
 Website: www.stormbaseball.com
 E-Mail: info@stormbaseball.com
 Affiliate (Year): San Diego Padres (2001)
 Years in League: 1994-present

Broadcast Information:

Broadcaster: Sean McCall
 Games: 140
 Flagship Station: KFROG 92.9 FM

Ports Hotel in Lake Elsinore:

Lake Elsinore Hotel and Casino
 20930 Malaga St.
 Lake Elsinore, A 92530
 (951) 674-3101

Stadium Information:

Lake Elsinore Diamond (1994)
 Capacity: 6,069 plus lawn seating
 2009 Attendance: 235,174
 Dimensions: LF-330', CF-400', RF-310'

2010 Season Series:

3 Game@Stockton: July 27-29
 3 Games@Lake Elsinore: May 18-20



Front Office:

Operated by: Lake Elsinore Storm LP
 General Manager: Chris Jones
 Media Contact: Steve Smaldone, 951-245-4487,
 ssmaldone@stormbaseball.com

Field Staff:

Manager: Carlos Lezcano
 Hitting Coach: Bob Skube
 Pitching Coach: Dave Rajsich
 Trainer: Will Sinon

2009 Record:

Overall: 73-67
 First Half: 39-31
 Second Half: 34-36



Lancaster JetHawks

45116 Valley Central Way
 Lancaster, CA 93536
 Phone: (661) 726-5400
 Fax: (661) 726-5406
 Website: www.jethawks.com
 E-Mail: info@jethawks.com
 Affiliate (Year): Houston Astros (2009)
 Years in League: 1996-present

Broadcast Information:

Broadcaster: Jeff Lasky and Scott Blusiewicz
 Games: 140
 Flagship Stations: KUTY 1380 AM

Ports Hotel in Lancaster:

Hampton Inn-Lancaster
 2300 Double Play Way
 Lancaster, CA 93536
 (661) 940-9194

Stadium Information:

Clear Channel Stadium (1996)
 Capacity: 4,658 plus lawn seating
 2009 Attendance: 150,970
 Dimensions: LF-350', CF-410', RF 350'

2010 Season Series:

4 Games@Stockton: August 17-20
 4 Games@Lancaster: June 24-27



Front Office:

Operated by: Hawks Nest, LLC
 General Manager: Larry Thornhill
 Media Contact: Jeff Lasky, 661-726-5400,
 jeff@jethawks.com

Field Staff:

Manager: Tom Lawless
 Hitting Coach: Darryl Robinson
 Pitching Coach: Don Alexander
 Trainer: Eric Montague

2009 Record:

Overall: 56-84
 First Half: 26-44
 Second Half: 30-40

League Members



Front Office:

Operated by: Modesto Professional Baseball Club, Inc.
General Manager: Michael Gorrasi
Media Contact: Scott Hoard, 209-343-8712,
scott@modestonuts.com

Field Staff:

Manager: Jerry Weinstein
Hitting Coach: Duane Espy
Pitching Coach: Darryl Scott
Trainer: Chris Dovey

2009 Record:

Overall: 75-65
First Half: 40-30
Second Half: 35-35

Modesto Nuts


601 Neece Drive
Modesto, CA 95351
Phone: (209) 572-4487
Fax: (209) 5772-4490
Website: www.modestonuts.com
E-Mail: fun@modestonuts.com
Affiliate (Year): Colorado Rockies (2005)
Years in League: 1946-64, 1966-present

Broadcast Information:

Broadcaster: Greg Young
Games:
Flagship Station: ESPN Radio 720 AM

Ports Hotel in Modesto:

Clarion Inn
1612 Sisk Road
Modesto, CA 95350
(209) 521-1612



Stadium Information:

John Thurman Field (1952)
Capacity: 4,000
2009 Attendance: 167,722
Dimensions: LF-312', CF-400', RF-319'

2010 Season Series:

15 Games@Stockton: May 11-13, June 11-13, July 4-6,
July 30-August 1, August 24-26
13 Games@Modesto: April 22-25, May 30-June 1, July
10-12, August 31-September 2



Front Office:

Operated by: Brett Sports & Entertainment
General Manager: Grant Riddle
Media Contact: Mike Lindskog, 509-869-5545,
mlindskog@rcquakes.com

Field Staff:

Manager: Keith Johnson
Hitting Coach: Damon Mashore
Pitching Coach: Dan Ricabal
Trainer: Mike Metcalf

2009 Record:

Overall: 61-79
First Half: 30-40
Second Half: 31-39

Rancho Cucamonga Quakes

8408 Rochester Ave.
Rancho Cucamonga, CA 91730
Phone: (909) 481-5000
Fax: (909) 481-5005
Website: www.rcquakes.com
E-Mail: moreinfo@rcquakes.com
Affiliate (Year): Los Angeles Angels of Anaheim (2001)
Years in League: 1993-present

Broadcast Information:

Broadcaster: Mike Lindskog
Games: 140
Flagship Station: KSPA 1510 AM

Ports Hotel in Rancho Cucamonga:

Best Western Heritage Inn
8179 Spruce Ave
Rancho Cucamonga, CA 91730
(909) 466-1111



Stadium Information:

The Epicenter (1993)
Capacity: 6,615
2009 Attendance: 266,773
Dimensions: LF-330', CF-400', RF-330'

2010 Season Series:

3 Games@Stockton: July 17-19
3 Games@Rancho Cucamonga: August 13-15



Front Office:

Operated by: Progress Sport Management
General Manager: Mark Wilson
Media Contact: Juliana Paoli, 408-297-1435,
juliana@sjgiants.com

Field Staff:

Manager: Brian Harper
Hitting Coach: Gary Davenport
Pitching Coach: Jerry Gram
Trainer: L.J. Petra

2009 Record:

Overall: 93-47
First Half: 42-28
Second Half: 51-19

San Jose Giants

588 East Alma Ave
San Jose, CA 95112
Phone: (408) 297-1435
Fax: (408) 297-1453
Website: www.sjgiants.com
E-Mail: info@sjgiants.com
Affiliate (Year): San Francisco Giants (1988)
Years in League: 1942, 1947-58, 1962-76, 1979-present

Broadcast Information:

Broadcaster: Joe Ritzo
Type: Internet: www.sjgiants.com
Games: 140

Ports Hotel in San Jose:

Pruneyard Plaza
1995 South Bascom Ave
Campbell, CA 95008
(800) 559-4344



Stadium Information:

Municipal Stadium (1942)
Capacity: 5,208
2009 Attendance: 211,054
Dimensions: LF-320', CF-390', RF-320'

2010 Season Series:

14 Games@Stockton: May 4-6, May 26-29, July 7-9,
August 27-30
12 Games@San Jose: April 26-28, July 20-22, August
3-5, August 21-23

League Members

**Front Office:**

Operated by: 7th Inning Stretch, LLC
General Manager: Pat Filippone
Media Contact: Kristin Pratt, 209-644-1923,
kpratt@stocktonports.com

Field Staff:

Manager: Steve Scarsons
Hitting Coach: Tim Garland
Pitching Coach: Don Schulze
Trainer: Nate Brooks

2009 Record:

Overall: 61-79
First Half: 25-45
Second Half: 36-34

Stockton Ports
404 W. Fremont St
Stockton, CA 95203
Phone: (209) 644-1900
Fax: (209) 644-1931
Website: www.stocktonports.com
E-Mail: info@stocktonports.com
Affiliate (Year): Oakland Athletics (2005)
Years in League: 1941, 1946-72, 1978-present

**Broadcast Information:**

Broadcaster: Zack Bayrouy
Games: 140
Flagship Station: KWSX 1280 AM

Visitors Hotel:

Clarion Inn & Suites
4219 East Waterloo Rd
Stockton, CA 95215
(209) 931-3131

Stadium Information:

Banner Island Ballpark (2005)
Capacity: 5,200
2009 Attendance: 203,327
Dimensions: LF-300', CF-399', RF-326'



Visalia Rawhide
300 North Giddings Ave
Visalia, CA 93291
Phone: (559) 732-4433
Fax: (559) 739-7732
Website: www.rawhidebaseball.com
E-Mail: info@rawhidebaseball.com
Affiliate (Year): Arizona Diamondbacks (2007)
Years in League: 1946-1962, 1968-75, 1977-present

**Front Office:**

Operated by: Top of the Third, Inc.
General Manager: Tom Seidler
Media Contact: Mark Freeman, 559-732-4433
mark@rawhidebaseball.com

Field Staff:

Manager: Audo Vicente
Hitting Coach: Alan Zinter
Pitching Coach: Erik Sabel
Trainer: Nik Oldroyd

2009 Record:

Overall: 64-76
First Half: 39-31
Second Half: 25-45

Broadcast Information:

Broadcaster: Donny Baarns, Mark Freeman
Games: 140
Flagship Station: KJUG 1270 AM

Ports Hotel in Bakersfield:

Lamp Liter Inn
3300 West Mineral King
Visalia, CA 93291
(559) 732-4511

Stadium Information:

Recreation Park (1946)
Capacity: 1,700
2009 Attendance: 105,405
Dimensions: LF-320', CF-405', RF-320'

2010 Season Series:

14 Games@Stockton: April 15-18, May 21-24, June 17-19, July 14-16
14 Games@Visalia: April 8-11, June 3-6, July 1-3, July 23-25.

2010 League Umpires

Matthew Benham
Charles Billington
Ryan Blakney
Seth Buckminster
Spencer Flynn
Michael Goebel
Justin Sassaman
Adam Schwarz
Gregory Stanzak
Nathan Thompson

2009 Standings

COMPOSITE STANDING

CLUB		W	L	PCT	GB	SJ	HD	BAK	MOD	LE	VIS	RC	STK	IE	LAN
San Jose	(San Francisco)	93	47	.664	-	X	5	11	17	5	18	4	24	4	5
High Desert	(Seattle)	83	57	.593	10	2	X	4	3	11	4	16	5	12	26
Bakersfield	(Texas)	75	65	.536	18	8	2	X	15	1	17	6	16	5	5
Modesto	(Colorado)	75	65	.536	18	11	5	14	X	3	15	3	15	5	4
Lake Elsinore	(San Diego)	73	67	.521	20	2	8	6	3	X	4	20	2	18	10
Visalia	(Arizona)	64	76	.457	29	8	2	14	12	4	X	5	11	3	5
R. Cucamonga	(LA Angels)	61	79	.436	32	2	12	1	3	14	1	X	4	13	11
Stockton	(Oakland)	61	79	.436	32	10	3	12	6	5	12	3	X	5	5
Inland Empire	(LA Dodgers)	59	81	.421	34	2	12	2	2	13	3	11	1	X	13
Lancaster	(Houston)	56	84	.400	37	2	8	1	4	11	2	11	1	16	X

DIVISION STANDINGS

CAL North	W	L	PCT	GB	Home	Away	Div	Streak	Last10
San Jose Giants	93	47	.664	-	51-19	42-28	70-37	W2	9-1
Bakersfield Blaze	75	65	.536	18	43-27	32-38	56-51	W4	8-2
Modesto Nuts	75	65	.536	18	44-26	31-39	55-50	W2	5-5
Visalia Rawhide	64	76	.457	29	34-36	30-40	45-62	W1	4-6
Stockton Ports	61	79	.436	32	32-38	29-41	40-66	L1	3-7

CAL South	W	L	PCT	GB	Home	Away	Div	Streak	Last10
High Desert Mavericks	83	57	.593	-	46-24	37-33	65-40	L2	5-5
Lake Elsinore Storm	73	67	.521	10	37-33	36-34	56-49	L2	5-5
Rancho Cucamonga Quakes	61	79	.436	22	36-34	25-45	50-58	L4	4-6
Inland Empire 66ers	59	81	.421	24	30-40	29-41	49-59	L2	4-6
Lancaster JetHawks	56	84	.400	27	35-35	21-49	46-60	W2	3-7

FIRST HALF STANDINGS

NORTH DIVISION	W	L	PCT	GB	Home	Away	Div
* San Jose Giants	42	28	.600	-	23-12	19-16	36-21
Modesto Nuts	40	30	.571	2	24-11	16-19	31-24
Visalia Rawhide	39	31	.557	3	22-13	17-18	26-30
Bakersfield Blaze	34	36	.486	8	17-18	17-18	29-27
Stockton Ports	25	45	.357	17	11-24	14-21	18-38

SOUTH DIVISION	W	L	PCT	GB	Home	Away	Div
* High Desert Mavericks	43	27	.614	-	19-16	24-11	35-20
Lake Elsinore Storm	39	31	.557	4	19-16	20-15	32-24
Inland Empire 66ers	32	38	.457	11	17-18	15-20	26-30
Rancho Cucamonga Quakes	30	40	.429	13	16-19	14-21	27-31
Lancaster JetHawks	26	44	.371	17	14-21	12-23	20-35

SECOND HALF STANDINGS

NORTH DIVISION	W	L	PCT	GB	Home	Away	Div
# San Jose Giants	51	19	.729	-	28-7	23-12	34-16
& Bakersfield Blaze	41	29	.586	10	26-9	15-20	27-24
Stockton Ports	36	34	.514	15	21-14	15-20	22-28
& Modesto Nuts	35	35	.500	16	20-15	15-20	24-26
Visalia Rawhide	25	45	.357	26	12-23	13-22	19-32

SOUTH DIVISION	W	L	PCT	GB	Home	Away	Div
# High Desert Mavericks	40	30	.571	-	27-8	13-22	30-20
& Lake Elsinore Storm	34	36	.486	6	18-17	16-19	24-25
& Rancho Cucamonga Quakes	31	39	.443	9	20-15	11-24	23-27
Lancaster JetHawks	30	40	.429	10	21-14	9-26	26-25
Inland Empire 66ers	27	43	.386	13	13-22	14-21	23-29

2009 ATTENDANCE

	Openings	Openings Lost	Total	Average
Rancho Cucamonga Quakes	70	0	266,773	3,811
Lake Elsinore Storm	68	1	235,174	3,458
San Jose Giants	70	0	211,054	3,015
Stockton Ports	70	0	203,327	2,905
Inland Empire 66ers	70	0	202,728	2,896
Modesto Nuts	69	1	167,722	2,431
Lancaster JetHawks	70	0	150,970	2,157
High Desert Mavericks	69	1	112,470	1,630
Visalia Rawhide	69	1	105,405	1,528
Bakersfield Blaze	69	1	65,656	952

TOTAL ATTENDANCE 1,721,279

ALL-STAR GAME at Lake Elsinore, CA (The Diamond) 6,689

PLAYOFF ATTENDANCE (18 GAMES) 32,569

2009 Team Stats

TEAM BATTING

TEAM	AVG	G	AB	R	RA	H	TB	2B	3B	HR	RBI	SH	SF	HP	BB	IB	SO	SB	CS	GIDP	SLG	OBP	LOB
HD	.298	140	4895	860	806	1461	2400	287	80	164	791	45	54	80	452	26	1038	136	72	94	.490	.364	986
LAN	.283	140	4939	782	907	1400	2263	323	66	136	741	29	39	72	444	16	1120	77	52	93	.458	.349	1022
SJ	.280	140	4830	803	526	1350	2089	284	43	123	729	35	39	75	480	10	1051	115	50	89	.433	.351	995
BAK	.269	140	4888	712	694	1313	2090	301	22	144	653	43	43	108	348	12	1211	68	30	89	.428	.328	969
MOD	.268	140	4777	686	656	1281	1944	285	57	88	629	65	59	91	378	18	1107	139	65	81	.407	.330	943
IE	.266	140	4754	662	749	1266	1980	256	46	122	606	37	34	51	454	12	1249	171	80	78	.416	.335	938
RC	.265	140	4648	664	741	1231	1831	236	59	82	591	66	45	60	445	13	1009	149	78	84	.394	.334	905
LE	.264	140	4806	723	672	1271	1932	273	50	96	658	35	34	77	603	14	1044	126	50	108	.402	.353	1116
STO	.258	140	4772	638	717	1230	1832	204	40	106	581	44	36	60	504	17	1143	106	63	107	.384	.334	1009
VIS	.248	140	4722	629	691	1170	1659	231	27	68	554	35	33	107	505	11	1109	103	61	120	.351	.332	1025
LEAGUE	.270	1400	48031	7159	7159	12973	20020	2680	490	1129	6533	434	416	781	4613	149	11081	1190	601	943	.417	.341	9908

TEAM PITCHING

TEAM	W-L	PCT	ERA	G	GS	CG	SHO	GF	SV	IP	H	AB	TBF	R	ER	HR	SH	SF	HB	BB	IBB	SO	WP	BK
SJ	93-47	.664	3.27	140	140	1	13	139	39	1245.2	1162	4670	5214	526	452	108	43	35	64	401	8	1109	71	0
MOD	75-65	.536	4.02	140	140	3	6	137	39	1252.1	1253	4830	5408	656	559	83	47	40	70	419	13	1121	100	5
STO	61-79	.436	4.15	140	140	0	4	140	36	1245.2	1170	4734	5494	717	575	113	58	51	124	526	22	1268	112	6
VIS	64-76	.457	4.25	140	140	1	10	139	33	1246.0	1290	4802	5394	691	589	103	31	42	81	437	6	1138	92	5
LE	73-67	.521	4.26	140	140	1	8	139	34	1241.0	1306	4790	5361	672	588	94	43	24	78	424	15	1151	54	6
BAK	75-65	.536	4.35	140	140	3	6	137	37	1253.0	1276	4840	5473	694	606	97	46	42	85	459	9	1155	93	5
RC	61-79	.436	4.69	140	140	1	6	138	32	1224.1	1324	4770	5406	741	638	136	42	41	66	485	5	1053	77	6
IE	59-81	.421	4.72	140	140	1	6	138	31	1230.2	1294	4736	5469	749	646	115	47	40	90	556	18	1064	75	8
HD	83-57	.593	5.02	140	140	5	5	135	34	1239.2	1349	4852	5492	806	691	129	41	45	71	480	10	1065	109	9
LAN	56-84	.400	5.92	140	140	4	2	136	23	1225.0	1549	5007	5578	907	806	151	36	56	52	426	43	957	115	5
LEAGUE	700-700	.500	4.46	1400	1400	20	66	1378	338	12403.1	12973	48031	54289	7159	6150	1129	434	416	781	4613	149	11081	898	55

TEAM FIELDING

TEAM	PCT	G	PO	A	E	TC	DP	PB
SJ	.976	140	3737	1519	128	5384	140	23
LE	.972	140	3722	1529	150	5401	116	8
VIS	.972	140	3738	1427	148	5313	147	21
LAN	.972	140	3676	1437	147	5260	102	25
RC	.972	140	3673	1466	150	5289	121	19
IE	.971	140	3692	1490	155	5337	126	20
HD	.969	140	3718	1488	164	5370	120	12
MOD	.969	140	3757	1353	161	5271	105	32
BAK	.969	140	3759	1527	171	5457	119	31
STO	.966	140	3737	1348	178	5263	104	55

2009 TEAM SINGLE-GAME HIGHS

TEAM	R	H	2B	3B	HR	RBI	BB	SO	SB	CS	E	IP	H	R	ER	HR	BB	SO	WP
BAK	24	23	9	3	5	21	9	24	3	2	6	14	22	16	14	4	10	22	5
HD	19	26	7	4	7	18	11	15	5	2	7	21	32	33	32	5	14	15	5
IE	16	22	8	2	5	16	10	18	6	3	5	12	23	19	15	6	11	15	3
LE	33	32	11	4	5	31	13	22	7	3	5	17	26	18	18	5	8	18	2
LAN	18	25	8	3	6	17	9	18	4	2	5	17	24	24	23	5	10	18	4
MOD	18	24	7	3	3	16	7	17	7	3	5	15	23	17	17	4	9	17	4
RC	13	18	6	2	4	11	10	15	5	4	5	11	20	19	15	5	10	13	5
SJ	17	24	6	2	4	17	10	17	5	2	5	13	24	16	16	7	11	18	6
STO	18	24	7	2	5	18	14	22	7	3	7	21	17	13	11	3	11	24	4
VIS	13	18	5	3	3	13	10	15	5	3	5	15	18	17	15	4	7	17	5

BATTING TOP 10 (minimum 2.7 PA/league games)

BATTER	CLUB	AVG	G	AB	R	H	HR	RBI
Clemens, Koby	LAN	.345	116	423	74	146	22	121
Liddi, Alex	HD	.345	129	493	97	170	23	104
*Gillies, Tyson	HD	.341	124	498	104	170	9	42
*McOwen, James	HD	.340	115	447	79	152	10	82
Neal, Thomas	SJ	.337	129	475	102	160	22	90
Carter, Yusuf	STO	.318	91	352	61	112	14	52
*Shuck, Jack	LAN	.315	133	556	98	175	1	36
*Blackmon, Charles	MOD	.307	133	550	87	169	7	69
#Robinson, Trayvon	IE	.306	117	470	82	144	15	54
Schmidt, Konrad	VIS	.304	106	411	54	125	9	50

PITCHING TOP 10 (minimum 0.8 IP/league games)

PITCHER	CLUB	W-L	ERA	IP	H	BB	SO
*Torres, Alexander	RC	10-3	2.74	121.1	93	63	124
*Clark, Craig	SJ	16-2	2.86	147.2	131	36	135
*Tanner, Clayton	SJ	12-6	3.17	139.1	132	42	121
Riordan, Cory	MOD	12-7	3.93	169.2	185	48	134
Pelzer, Wynn	LE	11-8	3.94	150.2	134	59	147
Sexton, Timothy	IE	8-14	3.96	157.0	178	34	100
Wild, Jacob	HD	6-8	4.09	132.0	146	37	116
Hefner, Jeremy	LE	14-9	4.12	150.2	165	38	142
Collmenter, Joshua	VIS	8-10	4.15	145.1	127	55	152
Hensley, Steven	HD	9-3	4.21	113.1	104	30	108

2009 League Leaders

BATTING DEPARTMENTAL LEADERS

GAMES

* Gaston, Jonathan	LAN	139
Butler, Joey	BAK	134
* Blackmon, Charles	MOD	133
* Shuck, Jack	LAN	133
Van Slyke, Scott	IE	132

HOME RUNS

* Gaston, Jonathan	LAN	35
* Peguero, Carlos	HD	31
* Dunigan, Joseph	HD	30
Gomez, Mauro	BAK	28
3 others tied at 23.		

STOLEN BASES

* Gillies, Tyson	HD	44
# Robinson, Trayvon	IE	43
# Herrera, Elian	IE	42
Ford, Darren	SJ	35
* Chalk, Brad	LE	33

DOUBLES

Clemens, Koby	LAN	45
Van Kooten, Jason	MOD	45
Liddi, Alex	HD	44
Van Slyke, Scott	IE	42
Neal, Thomas	SJ	41

SLUGGING PERCENTAGE

Clemens, Koby	LAN	.636
* Gaston, Jonathan	LAN	.598
Liddi, Alex	HD	.594
Neal, Thomas	SJ	.579
* Dunigan, Joseph	HD	.570

RUNS SCORED

* Gaston, Jonathan	LAN	119
* Gillies, Tyson	HD	104
Neal, Thomas	SJ	102
* Shuck, Jack	LAN	98
Liddi, Alex	HD	97

TOTAL BASES

* Gaston, Jonathan	LAN	310
Liddi, Alex	HD	293
Neal, Thomas	SJ	275
* Peguero, Carlos	HD	275
* Kieschnick, Roger	SJ	275

BASE ON BALLS

* Payne, Danny	LE	79
# Weems, Beamer	LE	76
* Mitchell, Jermaine	STO	73
* Gaston, Jonathan	LAN	71
# Fuller, Clay	RC	71

ADDITIONAL BATTING DEPARTMENTAL LEADERS

SACRIFICE HITS -- Andrew Romine, RC and Tyson Gillies, HD, 16 each

SACRIFICE FLIES -- Jonathan Gaston, LAN, 10

HIT BY PITCH -- Jonathan Greene, BAK, 21

INTENTIONAL BASE ON BALLS -- Felix Carrasco, LE and Tyson Gillies, HD and Jack Shuck, LAN and Alex Liddi, HD, 5 each

CAUGHT STEALING -- Tyson Gillies, HD, 19

GROUNDED INTO DOUBLE PLAY -- Mauro Gomez, BAK, 20

AT BATS

* Shuck, Jack	LAN	556
* Blackmon, Charles	MOD	550
Harbin, Taylor	VIS	529
* Chalk, Brad	LE	525
Butler, Joey	BAK	522

RBI

Clemens, Koby	LAN	121
* Kieschnick, Roger	SJ	110
* Dunigan, Joseph	HD	104
Liddi, Alex	HD	104
2 others tied at 100.		

HITS

* Shuck, Jack	LAN	175
* Gillies, Tyson	HD	170
Liddi, Alex	HD	170
* Blackmon, Charles	MOD	169
Neal, Thomas	SJ	160

ON-BASE PERCENTAGE

Neal, Thomas	SJ	.431
* Gillies, Tyson	HD	.430
Clemens, Koby	LAN	.419
Liddi, Alex	HD	.411
# Weems, Beamer	LE	.401

EXTRA-BASE HITS

* Gaston, Jonathan	LAN	81
Clemens, Koby	LAN	73
Liddi, Alex	HD	72
Van Slyke, Scott	IE	69
* Kieschnick, Roger	SJ	68

TRIPLES

* Gaston, Jonathan	LAN	15
* Gillies, Tyson	HD	14
* Peguero, Carlos	HD	14
3 others tied at 12.		

STRIKEOUTS

* Peguero, Carlos	HD	172
* Gaston, Jonathan	LAN	164
Mattingly, Preston	IE	150
* Greene, Kyle	VIS	149
* Rike, Brian	MOD	147

2009 League Leaders

PITCHING DEPARTMENTAL LEADERS

WINS

* Hume, Donald	HD	17
* Clark, Craig	SJ	16
Hefner, Jeremy	LE	14
Williamson, Joey	MOD	13
3 others tied at 12.		

SAVES

Baker, Craig	MOD	33
Oland, Bryan	LE	28
Reed, Evan	BAK	25
Carmona, Ismael	RC	20
Richard, Steven	HD	13

GAMES

Baker, Craig	MOD	62
Vincent, Nick	LE	59
Richard, Steven	HD	56
* Walters, Nick	STK	54
Oland, Bryan	LE	53

GAMES STARTED

* Durst, Kenneth	MOD	28
* McAnaney, Patrick	VIS	28
6 others tied at 27.		

GAMES FINISHED

Baker, Craig	MOD	52
Oland, Bryan	LE	52
Richard, Steven	HD	43
Reed, Evan	BAK	41
Carmona, Ismael	RC	35

STRIKEOUTS

Collmenter, Joshua	VIS	152
Pelzer, Wynn	LE	147
* McAnaney, Patrick	VIS	146
Hefner, Jeremy	LE	142
* Clark, Craig	SJ	135

COMPLETE GAMES

Riordan, Cory	MOD	2
Wild, Jacob	HD	2
16 others tied at 1.		

SHUTOUTS

Alvarez, Mario	IE	1
* Bleier, Richard	BAK	1
* Oseguera, Paul	SJ	1
Tatusko, Ryan	BAK	1
274 others tied at 0.		

INNINGS PITCHED

Riordan, Cory	MOD	169.2
Sexton, Timothy	IE	157.0
* Durst, Kenneth	MOD	152.2
* Hume, Donald	HD	151.2
2 others tied at 150.2.		

WALKS

Gomez, Kennil	BAK	67
* Torres, Alexander	RC	63
* Durst, Kenneth	MOD	59
* Murphy, Tim	BAK	59
Pelzer, Wynn	LE	59

HOME RUNS ALLOWED

Hicks, Christopher	LAN	22
* Clark, Craig	SJ	19
* McAnaney, Patrick	VIS	19
Odle, Oliver	SJ	19
2 others tied at 18.		

LOSSES

Sexton, Timothy	IE	14
* Durst, Kenneth	MOD	13
Odle, Oliver	SJ	12
3 others tied at 11.		

WHIP

* Clark, Craig	SJ	1.13
Hensley, Steven	HD	1.18
Collmenter, Joshua	VIS	1.25
* Tanner, Clayton	SJ	1.25
Pelzer, Wynn	LE	1.28

AVG

* Torres, Alexander	RC	.217
* Clark, Craig	SJ	.237
Collmenter, Joshua	VIS	.238
Pelzer, Wynn	LE	.244
Hensley, Steven	HD	.246

HOLDS

Vincent, Nick	LE	15
* Hynes, Colt	LE	13
* Walters, Nick	STO	12
3 others tied at 11.		

ADDITIONAL PITCHING DEPARTMENTAL LEADERS

WINNING PERCENTAGE -- Craig Clark, SJ, .889

HITS ALLOWED -- Cory Riordan, MOD, 185

AT-BATS AGAINST -- Cory Riordan, MOD, 674

TOTAL BATTERS FACED -- Cory Riordan, MOD, 740

RUNS ALLOWED -- Tim Murphy, BAK, 114

EARNED RUNS ALLOWED -- Tim Murphy, BAK, 102

SACRIFICE HITS ALLOWED -- Joshua Collmenter, VIS, 9

SACRIFICE FLIES ALLOWED -- Jacob Wild, HD and Leandro Cespedes, LAN and Shane Wolf, LAN, 7 each

HIT BATTERS -- Kennil Gomez, BAK, 21

WILD PITCHES -- Leandro Cespedes, LAN, 28

BALKS -- Christian Beltre, VIS, 3

2009 Important Events

GRAND SLAM HOME RUNS

DATE	BATTER	TEAM	OPP	PITCHER
17-Apr	Matthew Spencer	STO	SJ	David Mixon
7-May	Tommy Giles	IE	HD	Aaron Jensen
7-May	Davis Stoneburner	BAK	SJ	Craig Clark
10-May	Julio Perez	RC	STO	Justin Murray
31-May	Scott Van Slyke	IE	HD	Adam Harben
31-May	Shane Keough	STO	SJ	Clayton Tanner
5-Jun	Jeffrey Dominguez	HD	STO	Mathieu L. Poirier
7-Jun	Pedro Baez	IE	LE	Corey Kluber
12-Jun	Jemile Weeks	STO	VIS	Joshua Collmenter
13-Jun	Brian Boock	SJ	MOD	Kenneth Durst
20-Jun	Joseph Dunigan	HD	IE	Matthew Smith
21-Jun	Ali Solis	LE	RC	Ismael Carmona
27-Jun	Alex Liddi	HD	BAK	John Slusarz
5-Jul	Matt Weston	LAN	IE	Mario Alvarez
8-Jul	Grant Desme	STO	VIS	Patrick McAnaney
23-Jul	Joseph Dunigan	HD	BAK	Ryan Tatusko
24-Jul	Koby Clemens	LAN	LE	Aaron Breit
28-Jul	Todd Johnson	STO	SJ	T.J. Brewer
1-Aug	Scott Van Slyke	IE	LAN	Thomas Fairchild
6-Aug	Kala Ka'aihue	STO	LE	Wynn Pelzer
21-Aug	Carlos Peguero	HD	IE	Miguel Sanfler
25-Aug	Justin Upton	VIS	SJ	Oliver Odle
2-Sep	Matt Repec	MOD	LE	Aaron Breit
5-Sep	Mauro Gomez	BAK	RC	Manuel Flores

3-HOME RUN GAMES FOR BATTERS

DATE	BATTER	TEAM	AB/OTHER H	OPP
15-Apr	Brian Pellegrini	LAN	5/NONE	IE
15-Apr	Jonathan Gaston	LAN	5/1B	IE
6-May	Joseph Dunigan	HD	7/1B	IE
6-May	Jonathan Gaston	LAN	5/1B	LE

HIT FOR CYCLE

DATE	BATTER	TEAM	H/AB	OPP
28-Apr	Thomas Neal	SJ	4/5	LAN

5-HIT GAMES FOR BATTERS

DATE	BATTER	TEAM	AB	OPP
15-Apr	Tim Smith	BAK	5	SJ
25-Apr	Scott Van Slyke	IE	5	LE
30-Apr	Yefri Carvajal	LE	5	RC
6-May	Jonathan Gaston	LE	5	LE
7-May	Scott Van Slyke	IE	5	HD
17-May	Alex Valdez	STO	5	HD
2-Jun	Yusuf Carter	STO	6	SJ
4-Jun	Christian Vitters	STO	6	HD
28-Jun	Matt Clark	LE	6	HD
19-Jul	C.J. Ziegler	SJ	5	BAK
20-Jul	Jemile Weeks	STO	6	LAN
5-Aug	Jack Shuck	LAN	6	HD
8-Aug	Elio Sarmiento	BAK	6	LAN
1-Sep	Darren Ford	SJ	5	IE
4-Sep	Tyson Gillies	HD	6	MOD
5-Sep	Preston Mattingly	IE	5	LAN

LOW-HIT GAMES

DATE	PITCHER	TEAM	OPP	RESULT
ONE-HITTER				
1-Jul	Ryan Tatusko	BAK	MOD	Won 2-0, G1, 9 INN
TWO-HITTER				
1-Jun	Richard Bleier	BAK	VIS	Won 1-0, G1, 9 INN
THREE-HITTER				
27-Aug	Paul Oseguera	SJ	LAN	Won 4-0, G1, 9 INN

COMBINATION SHUTOUTS

DATE	TEAM	PITCHERS
9-Apr	RC	Reckling, 6.0; Leon, 1.0; McKiernan, 1.0; Tobin, 1.0; (VS IE)
10-Apr	SJ	Bungarner, 6.0; Lively, 2.0; Turpen, 1.0; (VS STO)
11-Apr	SJ #2)	Barnes, S, 5.0; Rodriguez, W, 3.0; Quirarte, 1.0; (VS STO)
12-Apr	BAK	Kirkman, 7.0; Roark, 1.0; Reed, E, 1.0; (VS MOD)
12-Apr	SJ #3	Clark, C, 4.0; Whitaker, 4.0; Turpen, 1.0; (VS STO)
13-Apr	VIS	Collmenter, 5.0; Layne, 2.0; Septimo, 2.0; (VS RC)
14-Apr	LE	Kluber, 6.0; Teague, 3.0; (VS HD)
16-Apr	LE#2	Luebke, 7.0; Harrington, 2.0; (VS BAK)
18-Apr	RC #2	Jimenez, 6.0; Leon, 2.0; Carmona, I, 1.0; (VS IE)
18-Apr	VIS #2	Collmenter, 6.0; Christianson, 2.0; Spottiswood, 1.0; (VS MOD)
19-Apr	IE	Bastardo, 7.0; Miller, G, 0.1; Orenduff, J, 1.2; (VS RC)
28-Apr	VIS #3	McAnaney, 5.0; Septimo, 2.0; Christianson, 2.0; (VS STO)
1-May	SJ #4	Clark, C, 7.0; Turpen, 2.0; (VS MOD)
4-May	VIS #4	McAnaney, 6.0; Henry, B, 4.0; Dietz, 1.0; Christianson, 2.0; (VS LAN)
4-May	MOD	Williamson, J, 5.0; Taylor, R, 1.0; Jarrett, 1.0; Reynolds, 1.0; Baker, C, 1.0; (VS SJ)
12-May	STO	Hernandez, C, 6.0; Friend, 2.0; Hunton, 1.0; (VS IE)
13-May	SJ #5	Clark, C, 6.0; Edlefsen, 3.0; (VS VIS)
21-May	MOD #2	Graham, C, 7.1; Escalona, 1.2; Baker, C, 1.0; (VS VIS)
24-May	LE#3	Luebke, 8.0; Vincent, 1.0; (VS RC)
28-May	LE#4	Kluber, 7.0; Hynes, 1.0; Oland, 1.0; (VS HD)
29-May	IE #2	Bastardo, 7.0; Miller, G, 1.0; McCarter, 1.0; (VS MOD)
2-Jun	VIS #5	Shaw, B, 5.0; Layne, 2.2; Perez, Jo, 1.1; (VS BAK)
3-Jun	RC #3	Torres, 6.1; Wilding, 2.2; McKiernan, 1.0; (VS LE)
4-Jun	BAK #2	Murphy, T, 6.0; Tatusko, 2.0; Young, C, 1.0; (VS SJ)
5-Jun	VIS #6	McAnaney, 6.0; Norberto, 2.0; Septimo, 1.0; (VS MOD)
14-Jun	RC #4	Torres, 8.0; Carmona, I, 1.0; (VS BAK)
16-Jun	RC #5	Schoeninger, 5.0; Wilding, 0.0; (VS HD)
16-Jun	SJ #6	Roshuis, 7.0; Runzler, 1.0; Edlefsen, 1.0; (VS VIS)
19-Jun	RC #6	Loux, 1.0; Kenney, 1.0; Torres, 6.0; Carmona, I, 1.0; (VS LE)
19-Jun	BAK #3	Phillips, Z, 6.1; Nelo, 1.2; Swanson, 1.0; (VS VIS)
21-Jun	IE #3	Milton, 5.1; Johnson, S, 3.2; (VS HD)
1-Jul	IE #4	Wall, 7.0; Sanfler, 1.0; Prado, 1.0; (VS VIS)
2-Jul	SJ #7	Barnes, S, 6.0; Brewer, T, 3.0; (VS STO)
5-Jul	HD	Ramirez, J, 6.0; Dilone, 2.0; Jensen, 1.0; (VS VIS)
8-Jul	IE #5	Sexton, T, 6.1; Melgarejo, 1.2; McCarter, 1.0; (VS LE)
9-Jul	LE #5	Pelzer, 6.0; Hynes, 1.2; Oland, 1.1; (VS IE)
10-Jul	STO #2	Ross, 5.2; Friend, 2.1; Richmond, 1.0; (VS BAK)
10-Jul	MOD #3	Graham, C, 5.0; Hollingsworth, 2.2; Baker, C, 1.1; (VS HD)
10-Jul	LAN	Céspedes, 6.0; Mowdy, 1.0; Wolf, 0.2; Tilghman, 1.1; (VS IE)
11-Jul	HD #2	Hensley, 7.0; Paredes, 1.1; Richard, S, 0.2; (VS MOD)
17-Jul	LE #6	Hefner, 6.0; Harrington, 2.0; Hynes, 1.0; (VS STO)
18-Jul	SJ #8	Barnes, S, 8.0; Runzler, 1.0; (VS MOD)
18-Jul	STO #3	Hodsdon, 5.0; Walters, 1.1; Ray, J, 1.2; Storey, M, 1.0; (VS LE)
20-Jul	MOD #4	Williamson, J, 6.1; Jarrett, 1.2; Baker, C, 1.0; (VS VIS)
25-Jul	MOD #5	Williamson, J, 6.2; Cedeno, 1.1; Taylor, R, 1.0; (VS BAK)
26-Jul	VIS #7	Beltre, C, 6.0; Shaw, B, 2.0; Perez, Jo, 1.0; (VS IE)
27-Jul	SJ #9	Clark, C, 8.0; Webb, T, 1.0; (VS STO)
30-Jul	LAN #2	Wolf, 6.0; Tilghman, 3.0; (VS HD)
1-Aug	SJ #10	Clark, C, 7.0; Webb, T, 0.1; Runzler, 1.2; (VS RC)
5-Aug	VIS #8	Beltre, C, 6.0; Dietz, 2.0; Spottiswood, 1.0; (VS SJ)
6-Aug	STO #4	Figueroa, P, 7.0; Ray, J, 1.0; Storey, M, 1.0; (VS LE)
16-Aug	HD #3	Robles, 7.0; Penney, 1.0; Richard, S, 1.0; (VS IE)
18-Aug	LE #7	Pelzer, 6.0; Vincent, 1.0; Hynes, 1.0; Oland, 1.0; (VS LAN)
19-Aug	MOD #6	Hollingsworth, 6.2; Williamson, J, 1.1; Cedeno, 1.0; (VS STO)
22-Aug	LE #8	Bass, A, 5.0; Garrison, 4.0; (VS RC)
22-Aug	VIS #9	Harden, 5.0; Shaw, B, 3.0; Hose, 1.0; (VS LAN)
23-Aug	HD #4	Robles, 7.0; Zapata, 2.0; (VS IE)
2-Sep	BAK #4	Gomez, K, 5.0; Main, 2.0; Miller, J, 1.0; Reed, E, 1.0; (VS STO)
2-Sep	HD #5	Hensley, 6.0; Paredes, 1.0; Jensen, 1.0; Richard, S, 1.0; (VS LAN)
3-Sep	SJ #11	Mixon, 6.0; Shaver, 2.0; Cova, 1.0; (VS IE)
7-Sep	SJ #12	Oseguera, 6.0; Shaver, 1.0; Webb, T, 1.0; Cova, 1.0; (VS LE)
7-Sep	VIS #10	Beltre, C, 6.0; Hose, 2.0; Perez, Jo, 1.0; (VS STO)

2009 Team Month-by-Month

MONTHLY RESULTS

----- APRIL -----					----- JULY -----				
	W-L	HR	AVG	ERA		W-L	HR	AVG	ERA
BAK	7-14	20	.262	4.45	BAK	15-15	27	.273	5.85
HD	15-6	32	.305	4.33	HD	16-14	26	.268	4.78
IE	8-13	21	.275	4.97	IE	14-16	16	.262	4.63
LE	12-9	15	.261	3.99	LE	14-16	14	.265	3.93
LAN	8-13	20	.274	6.03	LAN	14-16	36	.295	5.89
MOD	14-7	7	.232	3.50	MOD	15-15	27	.265	4.21
RC	8-13	14	.272	4.78	RC	15-15	14	.262	4.08
SJ	13-8	26	.301	3.81	SJ	22-8	22	.290	2.77
STO	5-16	15	.207	4.40	STO	18-12	28	.274	4.00
VIS	15-6	12	.251	3.40	VIS	7-23	15	.254	5.92

----- MAY -----					----- AUG -----				
	W-L	HR	AVG	ERA		W-L	HR	AVG	ERA
BAK	16-13	26	.283	4.34	BAK	18-9	35	.289	4.08
HD	18-11	37	.307	5.51	HD	16-11	26	.294	4.93
IE	14-15	30	.286	4.13	IE	8-19	23	.222	4.56
LE	16-13	23	.274	4.20	LE	15-12	24	.246	4.05
LAN	8-21	22	.263	5.95	LAN	11-16	24	.287	5.35
MOD	15-14	12	.262	3.80	MOD	14-13	17	.274	3.72
RC	12-17	17	.270	5.53	RC	13-14	21	.276	4.66
SJ	14-15	16	.260	3.51	SJ	18-9	26	.258	3.76
STO	15-14	18	.291	4.49	STO	12-15	27	.257	3.57
VIS	17-12	12	.245	3.62	VIS	10-17	14	.264	4.79

----- JUNE -----					----- SEPT -----				
	W-L	HR	AVG	ERA		W-L	HR	AVG	ERA
BAK	13-13	23	.232	3.37	BAK	6-1	13	.265	2.61
HD	14-12	33	.305	5.29	HD	4-3	10	.355	5.20
IE	13-13	26	.282	4.95	IE	2-5	6	.276	6.75
LE	14-12	19	.274	4.49	LE	2-5	1	.266	6.71
LAN	12-14	21	.294	6.14	LAN	3-4	13	.298	6.93
MOD	13-13	17	.283	3.90	MOD	4-3	8	.325	7.34
RC	12-14	12	.250	3.85	RC	1-6	4	.248	6.95
SJ	20-6	27	.276	2.83	SJ	6-1	6	.333	2.47
STO	8-18	18	.250	4.75	STO	3-4	0	.225	2.71
VIS	11-15	12	.224	3.67	VIS	4-3	3	.251	2.66

2009 League Awards

CALIFORNIA LEAGUE WEEKLY AWARD WINNERS

	BATTERS-OF-THE-WEEK	PITCHERS-OF-THE-WEEK
APR 8-20	Brandon Crawford, SJ Buster Posey, SJ	Joshua Collmenter, VIS
APR 20-27	Kuo Hui Lo, HD	Kenneth Durst, MOD
APR 27-MAY 4	Thomas Neal, SJ	Bruce Billings, MOD
MAY 4-11	Jonathan Gaston, LAN	Patrick McAnaney, VIS
MAY 11-18	Brad Chalk, LE	Bryan Oland, LE
MAY 18-25	Carlos Peguero, HD	Cory Luebke, LE
MAY 25-JUN 1	Jonathan Gaston, LAN	Corey Kluber, LE
JUN 1-8	Ian Gac, BAK	Cory Luebke, LE
JUN 8-15	Carlos Peguero, HD Tyson Gillies, HD	Alexander Torres, RC
JUN 15-22	Roger Kieschnick, SJ	Cory Riordan, MOD
JUN 22-29	Roger Kieschnick, SJ	Steve Johnson, IE
JUN 29-JUL 6	James McOwen, HD	Ryan Tatusko, BAK
JUL 6-13	Darren Ford, SJ	Shane Wolf, LAN
JUL 13-20	Koby Clemens, LAN	Jose Duran, LAN
JUL 20-27	Tyson Gillies, HD	Joey Williamson, MOD
JUL 27-AUG 3	Joey Butler, BAK	Craig Clark, SJ
AUG 3-10	Brandon Barnes, LAN	Pedro Figueroa, STO
AUG 10-17	Jonathan Greene, BAK	Joshua Collmenter, VIS
AUG 17-24	Carlos Peguero, HD	Anthony Bass, LE
AUG 24-31	Scott Beerer, MOD	Paul Oseguera, SJ
AUG 31-SEP 8	Mauro Gomez, BAK	David Nixon, SJ

CALIFORNIA LEAGUE AWARDS

AWARD	NAME
CAL Manager of the Year	Jim Horner, HD
CAL Pitcher of the Year	Craig Clark, SJ
CAL Most Valuable Player	Alex Liddi, HD
CAL Rookie of the Year	Roger Kieschnick, SJ

Bakersfield Blaze



Bakersfield Blaze

4009 Chester Ave
Bakersfield, CA 93301
Phone: (661) 716-4487
Fax: (661) 322-6199

Website: www.bakersfieldblaze.com

E-Mail: blaze@bakersfield.com

Affiliate (Year): Texas Rangers (2005)

Years in League: 1941-42, 46-75, 78-79, 82-present



Front Office:

Operated by: Elmore Sports Group, D.G. Elmore
General Manager: Justin Kozubal
Media Contact: Jill Vawter, 661-716-4487,
jvawter@bakersfieldblaze.com

Field Staff:

Manager: Bill Haselman
Hitting Coach: Jason Wood
Pitching Coach: Dave Chavarria
Trainer: Jacob Newburn

2009 Record:

Overall: 75-65
First Half: 34-36
Second Half: 41-29

Broadcast Information:

Broadcaster:
Type:
Games: 70 home

Ports Hotel in Bakersfield:

Four Point Sheraton
5101 California Ave
Bakersfield, CA 93309
(661) 325-9700

Stadium Information:

Sam Lynn Ballpark (1941)
Capacity: 3,500
2009 Attendance: 65,656
Dimensions: LF-328', CF-354', RF-328'

2010 Season Series:

11 Games @ Stockton: April 29-May 2, June 7-10,
June 28-30
14 Games @ Bakersfield: April 12-14, May 7-10, June
14-16, September 3-6

2009 Ports vs. Bakersfield

BATTERS	AVG	G	AB	R	H	2B	3B	HR	RBI	BB	IBB	SO	SB	CS	OBP	SLG	OPS	SF	SAC	HBP	GIDP	E
Affronti, Michael	.417	3	12	4	5	0	0	1	2	1	0	0	0	0	.462	.667	1.128	0	0	0	0	1
Carter, Yusuf	.397	15	58	11	23	2	1	5	11	5	1	11	1	1	.446	.724	1.170	1	0	1	1	3
Cobb, Larry	.242	9	33	6	8	1	0	2	3	2	0	10	1	0	.306	.455	.760	0	1	1	0	0
Coleman, Dusty	.083	3	12	1	1	0	0	0	0	1	0	8	0	0	.154	.083	.237	0	0	0	0	1
*Copeland, Ben	.444	2	9	1	4	1	0	0	0	0	0	2	0	0	.444	.556	1.000	0	0	0	0	0
Desme, Grant	.316	10	38	9	12	2	1	4	7	5	0	8	3	2	.395	.737	1.132	0	0	0	0	0
*Dowling, Greg	.200	2	5	0	1	0	0	0	1	0	0	1	0	0	.333	.200	.533	0	0	1	0	1
*Gordon, Derrick	1.000	1	1	0	1	1	0	0	1	0	0	0	0	0	1.000	2.000	3.000	0	0	0	0	0
Green, Grant	.375	2	8	1	3	1	0	0	3	0	0	2	0	0	.375	.500	.875	0	0	0	1	0
Hornbeck, Ben	.000	1	1	0	0	0	0	0	0	0	0	1	0	0	.000	.000	.000	0	0	0	0	0
*Johnson, Todd	.225	21	80	5	18	6	0	1	10	6	1	25	1	2	.287	.338	.625	0	0	1	1	1
Ka'aihue, Kala	.125	2	8	1	1	0	0	1	2	0	0	3	0	0	.125	.500	.625	0	0	0	0	0
#Keough, Shane	.225	23	89	10	20	2	0	1	13	11	0	30	3	3	.324	.281	.604	0	0	2	0	1
Kleen, Steve	.298	13	47	8	14	2	0	1	4	4	0	7	0	1	.389	.404	.793	0	0	3	1	1
Love, Dante	.364	3	11	1	4	1	0	0	3	0	0	1	0	0	.364	.455	.818	0	1	0	0	0
#Martinez, Frank	.283	26	92	10	26	5	2	0	12	11	0	22	0	0	.362	.380	.742	1	1	1	0	7
*Mitchell, Jermaine	.190	26	100	12	19	5	0	1	4	16	0	27	6	2	.308	.270	.578	0	4	1	1	1
Ortiz, Gabriel	.214	4	14	1	3	0	0	0	2	1	0	3	1	0	.267	.214	.481	0	0	0	1	0
*Padron, Raul	.320	12	50	9	16	1	0	2	10	3	0	17	1	0	.358	.460	.818	0	0	0	0	0
Ray, Jason		1	0	0	0	0	0	0	0	0	0	0	0	0				0	0	0	0	0
Richard, Michael	.281	17	64	9	18	4	0	0	4	6	0	15	6	2	.343	.344	.687	0	2	0	1	6
Smith, Matt	.271	17	59	8	16	3	0	0	2	3	0	9	0	0	.306	.322	.628	0	0	0	5	1
*Spencer, Matthew	.300	8	30	5	9	1	0	0	5	7	0	4	2	0	.421	.333	.754	1	0	0	1	0
#Thomas, David	.235	10	34	7	8	3	0	1	4	4	0	11	0	0	.372	.412	.784	1	0	4	0	1
#Valdez, Alex	.200	7	25	3	5	0	0	0	3	1	0	10	1	0	.222	.200	.422	1	1	0	0	1
*Vitters, Christian	.185	14	54	6	10	2	0	1	4	3	0	22	1	0	.241	.278	.519	0	0	1	1	2
#Weeks, Jenile	.167	9	42	4	7	0	0	2	9	1	0	11	0	0	.182	.310	.491	1	0	0	0	1
TEAM TOTAL	.258	28	976	132	252	43	4	23	119	91	2	260	27	13	.330	.381	.711	6	10	16	14	33

PITCHERS	W-L	ERA	G	GS	CG	SHO	SV	SVO	IP	H	R	ER	HR	HB	BB	IBB	SO	BK	WP	AVG	AB	SF	GF	HLD
*Capra, Anthony	0-1	4.63	2	2	0	0	0	0	11.2	7	6	6	3	1	3	0	15	0	0	.175	40	0	0	0
*Cramer, Bobby	0-0	3.86	1	0	0	0	0	0	2.1	2	1	1	1	1	1	0	3	0	0	.222	9	0	0	0
Currin, Pat	2-1	3.27	5	0	0	0	0	1	11.0	12	6	4	0	2	2	0	8	0	0	.273	44	1	1	0
Espinal, Leonardo	0-0	3.00	6	0	0	0	2	2	6.0	4	4	2	0	1	2	0	8	0	2	.182	22	0	5	0
*Figueroa, Pedro	2-0	3.38	2	2	0	0	0	0	13.1	10	5	5	0	0	4	0	16	0	1	.213	47	0	0	0
Friend, Justin	1-0	1.69	9	0	0	0	0	0	16.0	9	3	3	2	0	6	0	15	0	1	.164	55	1	1	2
Garcia, Hector	0-1	1.80	1	1	0	0	0	0	5.0	3	1	1	1	0	0	0	2	0	0	.176	17	0	0	0
*Gordon, Derrick	1-3	4.57	9	0	0	0	1	2	21.2	22	13	11	2	3	6	1	20	1	2	.272	81	2	3	1
*Hernandez, Carlos	1-3	5.59	4	4	0	0	0	0	19.1	22	16	12	3	1	11	0	25	0	2	.272	81	0	0	1
Hodsdon, Scott	0-3	6.75	6	5	0	0	0	0	28.0	34	25	21	4	6	9	1	26	0	2	.298	114	0	1	0
*Hornbeck, Ben	0-1	6.35	3	2	0	0	0	0	11.1	15	12	8	1	1	6	0	20	0	4	.294	51	0	0	0
Hunton, Jon	0-0	6.00	3	0	0	0	2	2	3.0	2	2	2	1	0	2	0	2	0	0	.182	11	0	3	0
Italiano, Craig	2-0	5.19	3	3	0	0	0	0	17.1	19	10	10	2	3	6	0	12	0	3	.288	66	1	0	0
Kerfoot, Chad	0-1	8.22	5	0	0	0	0	1	7.2	12	9	7	0	3	4	1	4	0	1	.353	34	2	1	0
Leblanc Poirier, Mathieu	0-0	3.72	2	2	0	0	0	0	9.2	9	5	4	2	2	3	0	5	0	2	.250	36	0	0	0
Mitchinson, Scott	0-0	5.40	1	1	0	0	0	0	5.0	9	3	3	2	0	1	0	4	0	0	.375	24	0	0	0
Murray, Justin	0-1	6.23	1	1	0	0	0	0	4.1	5	3	3	1	1	3	0	3	0	0	.313	16	1	0	0
Pena, Jorge	0-1	6.00	1	1	0	0	0	0	3.0	4	3	2	0	2	4	0	3	0	0	.308	13	0	0	0
Ray, Jason	0-0	0.00	4	0	0	0	2	2	4.1	3	0	0	0	1	1	0	6	0	0	.214	14	0	2	1
Richmond, Jamie	1-0	6.00	3	0	0	0	0	0	6.0	9	5	4	1	0	1	0	3	0	0	.346	26	1	2	0
Rodriguez, Henry	0-0	0.00	2	0	0	0	0	0	3.0	3	0	0	0	1	0	0	7	0	1	.250	12	0	0	1
Ross, Tyson	2-0	1.77	4	4	0	0	0	0	20.1	13	4	4	0	2	8	0	18	0	0	.178	73	0	0	0
Sattler, Daniel	0-0	0.00	1	0	0	0	0	0	1.2	0	0	0	0	0	2	0	3	0	0	.000	5	0	0	0
*Sewell, Lance	0-0	0.00	2	0	0	0	0	0	3.1	3	0	0	0	1	0	0	5	0	0	.231	13	0	1	1
Sharpe, Steven	0-0	0.00	3	0	0	0	0	1	4.1	4	1	0	0	0	1	0	6	0	0	.286	14	1	1	0
Storey, Mickey	0-0	0.00	4	0	0	0	2	2	3.2	3	4	0	0	1	0	0	5	0	0	.188	16	0	3	0
*Walters, Nick	0-0	1.93	8	0	0	0	0	0	9.1	9	2	2	0	0	8	1	8	0	3	.237	38	0	4	0
TEAM TOTAL	12-16	4.11	28	28	0	1	9	13	251.2	247	143	115	26	33	94	4	252	1	24	.254	972	10	28	6

2009 Bakersfield Blaze

BATTERS	AVG	G	AB	R	H	2B	3B	HR	RBI	BB	IBB	SO	SB	CS	OBP	SLG	OPS	SF	SAC	HBP	GIDP	E
Barto, Aja	.200	8	25	2	5	1	0	1	2	3	0	8	0	0	.310	.360	.670	0	0	1	1	0
*Beltre, Engel	.227	84	357	44	81	13	5	3	23	17	1	77	17	7	.281	.317	.598	0	5	10	6	8
Bianucci, Michael	.232	50	198	35	46	8	1	15	41	14	0	69	1	0	.289	.510	.799	3	0	3	0	4
Butler, Joey	.280	134	522	82	146	33	1	12	76	46	0	146	6	4	.343	.416	.759	1	0	5	14	7
Dominguez, Carlos	.000	1	1	0	0	0	0	0	0	0	0	0	0	0	.000	.000	.000	0	0	0	0	0
Felix, Jose	.241	90	320	35	77	15	1	0	34	16	0	45	0	2	.282	.294	.575	2	7	3	6	7
*Fry, Eric	.150	11	40	2	6	3	1	0	0	1	0	15	0	0	.244	.275	.519	0	1	4	0	0
Gac, Ian	.238	104	391	54	93	24	0	22	55	31	1	128	1	0	.295	.468	.763	5	0	3	13	6
#Garcia, Edwin	.105	6	19	0	2	0	0	0	1	1	0	4	0	0	.150	.105	.255	0	0	0	0	6
Gomez, Mauro	.285	124	501	75	143	35	3	28	94	31	1	141	1	0	.333	.535	.868	4	0	7	20	6
Greene, Jonathan	.273	109	411	60	112	27	1	20	77	28	3	124	3	0	.345	.489	.835	6	1	21	3	20
Hogan, Doug	.156	9	32	4	5	4	0	0	1	3	0	14	1	0	.250	.281	.531	0	0	1	0	1
*Kaase, Jacob	.266	47	177	23	47	12	0	2	20	5	1	23	2	0	.285	.367	.652	3	5	1	2	12
Lawson, Matthew	.293	131	478	69	140	26	2	10	57	32	0	127	8	5	.350	.418	.768	8	13	14	4	13
*Mendonca, Tommy	.209	11	43	5	9	3	0	0	2	1	0	12	1	0	.261	.279	.540	0	0	2	1	2
*Moreland, Mitch	.341	43	170	34	58	19	0	8	26	21	1	26	1	0	.421	.594	1.015	2	0	4	4	2
Morrison, Erik	.323	9	31	7	10	3	0	1	2	4	0	11	1	0	.400	.516	.916	0	1	0	0	0
Osuna, Renny	.255	42	165	20	42	6	1	1	12	15	3	21	4	1	.315	.321	.636	3	4	1	3	8
Paisano, David	.253	38	158	31	40	11	0	3	12	17	0	44	1	0	.341	.380	.721	0	0	4	2	0
Podraza, Cody	.292	11	24	6	7	1	0	1	3	1	0	5	1	1	.308	.458	.766	1	1	0	0	0
Rodriguez, Timothy	.260	34	104	17	27	7	1	5	17	3	0	37	0	5	.297	.490	.788	1	0	3	2	4
Sarmiento, Elio	.344	58	183	33	63	12	3	2	25	19	0	35	3	2	.415	.475	.891	1	1	4	2	7
*Smith, Tim	.333	35	120	18	40	5	0	4	19	10	1	20	7	1	.413	.475	.888	1	0	7	2	1
Stoneburner, Davis	.273	106	418	56	114	33	2	6	54	29	0	79	9	2	.333	.404	.738	2	4	10	4	43
TEAM TOTAL	.269	140	4888	712	1313	301	22	144	653	348	12	1211	68	30	.328	.428	.756	43	43	108	89	171

PITCHERS	W	L	ERA	G	GS	CG	SHO	SV	SVO	IP	H	R	ER	HR	HB	BB	IBB	SO	BK	WP	DP	AVG	AB	SF	GF	HLD
Beavan, Blake	5	4	4.30	12	12	1	0	0	0	73.1	75	44	35	6	5	16	0	51	2	2	7	.264	284	4	0	0
*Bleier, Richard	7	11	4.51	23	22	1	1	0	0	143.2	165	88	72	9	10	20	0	108	0	5	15	.283	583	4	0	1
Brader, Dustin	4	0	5.49	19	0	0	0	0	0	39.1	44	25	24	5	1	15	0	33	0	3	4	.289	152	2	8	0
*Falcon, Ryan	2	2	2.44	35	1	0	0	1	1	66.1	56	20	18	5	2	13	0	70	0	0	3	.230	243	0	8	10
Flores, Adalberto	6	2	3.40	39	0	0	0	2	4	55.2	51	27	21	6	0	21	0	73	2	2	5	.236	216	0	17	8
Garr, Brennan	0	0	1.69	8	0	0	0	2	2	10.2	7	2	2	1	0	4	0	12	0	0	0	.189	37	1	8	0
Gomez, Kennil	8	10	5.27	26	26	0	0	0	0	135.0	147	93	79	11	21	67	0	126	1	17	18	.279	527	5	0	0
Hyatt, Jared	1	2	8.89	6	6	0	0	0	0	27.1	42	28	27	5	1	5	1	26	0	2	1	.356	118	1	0	0
*Jones, Beau	1	0	0.55	9	0	0	0	0	0	16.1	8	2	1	1	0	2	0	26	0	0	0	.145	55	0	5	2
*Kirkman, Michael	4	1	2.06	8	7	0	0	0	0	48.0	43	16	11	1	4	18	0	54	0	3	3	.244	176	3	0	0
Lueke, Josh	0	1	1.17	4	0	0	0	1	1	7.2	5	2	1	0	0	1	0	11	0	1	0	.179	28	0	2	0
Main, Michael	4	6	6.83	14	12	0	0	0	0	58.0	72	48	44	9	5	37	0	49	0	4	3	.313	230	4	0	1
Miller, Justin	1	1	2.35	11	0	0	0	2	2	15.1	10	5	4	1	1	9	0	16	0	2	1	.192	52	0	4	4
*Murphy, Tim	10	10	6.80	27	26	0	0	0	0	135.0	184	114	102	12	13	59	2	86	0	17	15	.326	564	5	1	0
Nelo, Hector	0	0	5.16	19	0	0	0	0	0	29.2	33	18	17	1	1	23	0	27	0	6	1	.275	120	1	16	0
*Phillips, Zachary	2	3	1.23	16	3	0	0	2	2	44.0	19	7	6	1	0	11	0	46	0	4	0	.123	155	1	3	1
Quintero, Jorge	0	0	6.00	2	0	0	0	0	0	3.0	2	2	2	0	1	0	0	2	0	0	0	.182	11	0	1	0
Reed, Evan	2	2	2.96	46	0	0	0	25	27	48.2	44	17	16	1	1	28	3	65	0	5	6	.244	180	1	41	0
Roark, Tanner	10	0	2.70	29	9	0	0	0	1	86.2	68	27	26	5	7	27	0	91	0	5	6	.217	314	5	7	3
Slusarz, John	0	0	33.75	1	0	0	0	0	0	1.1	4	5	5	1	0	4	0	1	0	0	0	.571	7	0	0	0
*Swanson, Glenn	1	1	3.92	20	0	0	0	0	0	41.1	42	19	18	4	3	20	1	42	0	2	4	.266	158	1	5	1
Tatusko, Ryan	7	6	4.64	29	16	1	1	0	0	120.1	123	69	62	9	6	38	1	86	0	12	9	.265	464	3	3	1
Tufts, Tyler	0	0	3.86	6	0	0	0	1	1	7.0	5	3	3	0	0	3	0	8	0	0	1	.217	23	1	3	1
*Young, Corey	0	3	2.29	25	0	0	0	1	2	39.1	27	13	10	3	3	18	1	46	0	1	1	.189	143	0	5	7
TEAM TOTAL	75	65	4.35	140	140	3	6	37	43	1253.0	1276	694	606	97	85	459	9	1155	5	93	103	.264	4840	42	137	40

High Desert Mavericks



High Desert Mavericks

1200 Stadium way
 Adelanto, CA 92301
 Phone: (760) 246.6287
 Fax: (760) 246-3197
 Website: www.hdmavs.com
 E-Mail: taltier@hdmavs.com
 Affiliate (Year): Seattle Mariners (2007)
 Years in League: 1991-present



Front Office:

Operated by: Brett Sports and Entertainment
 General Manager: Tim Altier
 Media Contact: Alex Freedman, (760) 246-6287,
 afreedman@hdmavs.com

Field Staff:

Manager: Jim Horner
 Hitting Coach: Tommy Cruz
 Pitching Coach: Tom Dettore
 Trainer: Eddie Tamez

2009 Record:

Overall: 83-57
 First Half: 43-27
 Second Half: 40-30

Broadcast Information:

Broadcaster: Alex Freedman
 Games: 140
 Flagship Station: KIXW Talk 960 AM

Ports Hotel in High Desert:

Motel 9
 9757 Cataba Rd.
 Hesperia, CA 92345
 (760) 947-0094

Stadium Information:

Stater Bros. Stadium (1991)
 Capacity: 3,808 plus lawn seating
 2009 Attendance: 112,470
 Dimensions: LF-340', CF-401', RF-340'

2010 Season Series:

3 Games@Stockton: August 6-8
 4 Games@High Desert: May 14-17

2009 Ports vs. High Desert

BATTERS	AVG	G	AB	R	H	2B	3B	HR	RBI	BB	IBB	SO	SB	CS	OBP	SLG	OPS	SF	SAC	HBP	GIDP	E
Carter, Yustuf	.281	7	32	3	9	0	0	0	2	3	0	7	0	0	.343	.281	.624	0	0	0	0	3
*Johnson, Todd	.270	8	37	6	10	4	0	0	4	5	0	7	0	0	.378	.378	.756	1	0	2	0	0
#Keough, Shane	.294	5	17	3	5	0	2	0	2	2	0	4	0	1	.350	.529	.879	1	0	0	2	0
#Martinez, Frank	.304	4	23	2	7	1	0	0	3	1	0	4	0	0	.333	.348	.681	0	0	0	0	2
*Mitchell, Jermaine	.314	8	35	9	11	0	0	0	3	7	0	9	0	1	.419	.314	.733	1	1	0	0	0
*Padron, Raul	.273	7	33	4	9	0	0	0	3	3	0	11	1	0	.324	.273	.597	1	0	0	0	2
Richard, Michael	.294	8	34	6	10	1	0	0	0	6	1	4	2	1	.442	.324	.765	0	0	3	1	3
Smith, Matt	.167	6	24	4	4	1	0	0	5	3	0	6	0	0	.259	.208	.468	0	0	0	0	0
#Thomas, David	.120	6	25	4	3	0	1	1	4	1	0	3	1	0	.154	.320	.474	0	3	0	1	0
#Valdez, Alex	.474	4	19	3	9	3	0	1	7	0	0	2	0	1	.474	.789	1.263	0	0	0	0	2
*Vitters, Christian	.273	8	33	5	9	2	1	1	10	6	3	7	0	0	.366	.485	.851	2	1	0	0	4
#Weeks, Jemile	.364	3	11	2	4	1	0	1	3	5	0	1	1	0	.588	.727	1.316	0	0	1	0	1
TEAM TOTAL	.279	8	323	51	90	13	4	4	46	42	4	65	5	4	.366	.381	.747	6	5	6	4	19

PITCHERS	W-L	ERA	G	GS	CG	SHO	SV	SVO	IP	H	R	ER	HR	HB	BB	IBB	SO	BK	WP	AVG	AB	SF	GF	HLD
Adames, Joselito	0-0	4.50	1	0	0	0	0	0	4.0	2	2	2	0	0	2	0	3	0	0	.167	12	0	1	0
Bell, Kristian	0-0	4.50	1	0	0	0	0	0	2.0	0	1	1	0	1	4	1	1	0	0	.000	5	0	0	0
Currin, Pat	0-0	1.69	2	0	0	0	0	0	5.1	3	1	1	0	0	2	0	3	0	0	.158	19	0	0	1
Espinal, Leonardo	0-1	9.00	3	0	0	0	1	1	4.0	5	8	4	1	0	5	2	5	0	1	.294	17	0	2	1
Friend, Justin	0-0	0.00	3	0	0	0	0	0	4.2	1	0	0	0	0	4	0	5	0	0	.067	15	0	0	1
*Gordon, Derrick	1-1	0.00	2	0	0	0	0	0	6.0	6	1	0	0	0	4	0	6	0	1	.261	23	0	1	0
*Hernandez, Carlos	0-0	4.50	1	1	0	0	0	0	6.0	8	4	3	1	1	1	0	1	0	0	.333	24	1	0	0
Hodsdon, Scott	0-0	3.00	1	1	0	0	0	0	6.0	7	3	2	0	0	0	0	3	0	0	.269	26	0	0	0
Hurton, Jon	1-0	0.00	1	0	0	0	0	1	1.1	1	0	0	0	0	0	0	2	0	0	.200	5	0	1	0
Italiano, Craig	0-1	8.68	2	2	0	0	0	0	9.1	14	9	9	1	0	5	0	7	0	1	.359	39	2	0	0
Kerfoot, Chad	0-0	13.5	1	0	0	0	0	0	0.2	3	1	1	0	0	0	0	0	0	0	.750	4	0	0	1
Leblanc Poirier, Mathieu	0-1	9.35	2	2	0	0	0	0	8.2	11	9	9	2	1	5	0	4	0	2	.297	37	0	0	0
Murray, Justin	1-0	4.50	1	0	0	0	0	0	2.0	3	4	1	0	0	2	0	1	0	0	.300	10	1	0	0
Ross, Tyson	0-1	2.16	2	2	0	0	0	0	8.1	5	5	2	1	0	2	0	14	0	1	.167	30	1	0	0
*Sewell, Lance	0-0	2.70	4	0	0	0	0	0	6.2	4	2	2	0	0	3	0	10	0	2	.174	23	0	3	0
Sharpe, Steven	0-0	0.00	2	0	0	0	0	1	4.1	2	0	0	0	0	3	2	4	0	2	.154	13	0	0	0
*Walters, Nick	0-0	4.91	4	0	0	0	0	0	3.2	2	2	2	0	0	3	0	5	0	0	.167	12	0	0	2
TEAM TOTAL	3-5	4.23	8	8	0	0	1	3	83.0	77	52	39	6	3	45	5	74	0	10	.245	314	5	8	6

2009 High Desert Mavericks

BATTERS	AVG	G	AB	R	H	2B	3B	HR	RBI	BB	IBB	SO	SB	CS	OBP	SLG	OPS	SF	SAC	HBP	GIDP	E
Baez, Fleming	.000	2	8	0	0	0	0	0	0	1	1	2	0	0	.111	.000	.111	0	1	0	0	0
Benitez, Deybis	.400	8	10	3	4	0	0	0	0	2	0	1	0	0	.500	.400	.900	0	0	0	1	0
*Bladergroen, Ian	.264	79	269	42	71	17	4	11	46	27	1	56	0	0	.339	.480	.818	5	1	6	2	6
Bonilla, Leury	.287	35	129	23	37	11	4	2	12	6	0	33	4	1	.319	.481	.799	2	1	1	3	11
Colina, Edilio	.270	110	444	67	120	26	0	2	51	37	0	52	9	7	.337	.342	.679	5	10	10	9	15
#Diaz, Juan	.311	84	325	55	101	22	5	4	29	23	0	65	5	2	.356	.446	.802	0	3	0	3	16
Dickey, Gavin	.296	12	27	7	8	3	0	0	4	1	1	4	0	0	.345	.407	.752	0	0	1	1	0
#Dominguez, Jeffrey	.261	80	284	48	74	17	4	4	37	19	0	57	10	3	.319	.391	.710	1	1	6	5	14
*Dunigan, Joseph	.294	118	456	83	134	28	4	30	104	43	4	129	20	8	.355	.570	.925	3	2	2	11	11
Fonseca, Alexis	.000	2	1	0	0	0	0	0	0	1	0	0	0	0	.500	.000	.500	0	0	0	0	0
Fuentes, Juan	.333	4	15	0	5	0	0	0	1	1	0	1	0	0	.375	.333	.708	0	0	0	0	1
Garth, Ronald	.173	15	52	10	9	4	0	2	6	5	0	11	0	0	.267	.365	.632	1	0	2	3	3
*Gillies, Tyson	.341	124	498	104	170	17	14	9	42	60	5	81	44	19	.430	.486	.916	1	16	18	6	2
Johnson, Brent	.292	21	65	12	19	3	1	1	11	9	0	9	3	1	.413	.415	.828	1	0	5	3	1
Liddi, Alex	.345	129	493	97	170	44	5	23	104	53	5	122	10	6	.411	.594	1.005	8	3	8	11	19
Lo, Kuo Hui	.277	99	376	61	104	13	12	14	70	26	1	78	13	9	.326	.487	.813	7	2	5	6	8
*McOwen, James	.340	115	447	79	152	23	8	10	82	40	3	70	13	10	.393	.494	.887	8	3	4	10	4
*Peguero, Carlos	.271	126	491	92	133	21	14	31	98	42	2	172	3	4	.335	.560	.895	3	1	7	8	14
*Scott, Travis	.285	102	351	48	100	28	5	15	71	41	3	78	2	1	.356	.521	.877	6	0	1	6	16
*Seager, Kyle	.000	2	5	1	0	0	0	0	0	0	0	0	0	0	.000	.000	.000	0	0	0	0	0
Welsh, Guy	.250	1	4	1	1	0	0	1	2	0	0	0	0	0	.250	1.000	1.250	0	0	0	1	0
Yepez, Jose	.338	44	145	27	49	10	0	5	21	15	0	17	0	1	.407	.510	.918	3	1	4	5	2
TEAM TOTAL	.298	140	4895	860	1461	287	80	164	791	452	26	1038	136	72	.364	.490	.854	54	45	80	94	164

PITCHERS	W	L	ERA	G	GS	CG	SHO	SV	SVO	IP	H	R	ER	HR	HB	BB	IBB	SO	BK	WP	DP	AVG	AB	SF	GF	HLD
Adcock, Nathan	5	7	5.29	21	19	1	0	0	0	102.0	103	72	60	10	6	54	0	71	0	6	10	.265	388	4	0	1
Aumont, Phillippe	1	2	3.24	29	0	0	0	12	14	33.1	24	14	12	3	2	12	0	35	0	5	1	.195	123	0	21	3
Benitez, Deybis	0	0	0.00	1	0	0	0	0	0	0.2	0	0	0	0	0	0	0	0	0	1	0	.000	2	0	1	0
Bonilla, Leury	0	0	9.00	1	0	0	0	0	0	1.0	3	1	1	1	0	1	0	1	0	0	0	.500	6	0	1	0
Dilone, Natividad	2	1	5.09	40	0	0	0	0	1	53.0	56	40	30	2	4	34	2	44	2	9	10	.276	203	1	7	5
Esquibel, Andres	0	1	14.54	1	1	0	0	0	0	4.1	12	10	7	1	0	1	0	4	0	1	0	.480	25	1	0	0
Flores, Ruben	1	0	13.06	8	0	0	0	0	3	10.1	20	17	15	5	0	7	0	8	0	3	2	.400	50	1	1	1
Harben, Adam	0	0	9.35	3	3	0	0	0	0	8.2	12	14	9	1	1	11	0	6	0	3	3	.316	38	0	0	0
Hensley, Steven	9	3	4.21	20	19	1	0	0	0	113.1	104	57	53	16	6	30	0	108	0	2	6	.246	423	5	0	0
*Hume, Donald	17	5	4.81	28	27	0	0	0	0	151.2	165	88	81	15	12	53	1	117	0	17	7	.274	602	5	0	0
Jensen, Aaron	3	2	3.20	40	0	0	0	1	5	59.0	60	23	21	5	2	20	2	36	0	5	9	.278	216	3	14	5
Johnson, Brent	0	0	0.00	1	0	0	0	0	0	1.0	1	0	0	0	0	0	0	0	0	0	0	.250	4	0	1	0
*Mortimore, Travis	2	5	7.07	49	2	0	0	1	7	63.2	94	57	50	6	2	29	0	55	0	7	3	.341	276	3	6	8
Newby, Joey	0	0	0.00	3	0	0	0	0	0	3.2	0	0	0	0	0	2	0	3	0	0	0	.000	11	0	3	0
*Paredes, Edward	8	4	4.69	42	3	0	0	3	4	71.0	74	45	37	6	1	22	1	64	0	5	5	.269	275	3	11	8
Penney, Stephen	2	2	4.85	21	1	0	0	0	1	39.0	52	24	21	2	1	6	0	32	1	5	3	.327	159	1	4	1
Pineda, Michael	4	2	2.84	10	8	0	0	0	0	44.1	29	16	14	3	6	6	0	48	0	2	3	.190	153	2	0	0
*Pullen, Brandon	0	0	27.00	1	0	0	0	0	0	0.2	2	2	2	1	0	2	0	1	0	0	0	.500	4	0	0	1
Ramirez, J.C.	8	10	5.12	28	27	1	0	0	0	142.1	153	93	81	18	17	53	0	111	2	14	16	.276	554	4	1	0
Richard, Steven	8	1	5.03	56	0	0	0	13	15	59.0	72	40	33	2	3	27	3	64	0	8	3	.296	243	2	43	1
*Robles, Mauricio	3	2	2.78	7	6	0	0	0	0	32.1	23	14	10	1	0	19	0	34	0	1	2	.202	114	0	0	0
Staehely, Christian	0	0	4.50	1	0	0	0	0	0	2.0	1	1	1	0	0	1	0	2	1	0	0	.143	7	0	1	0
Varvaro, Anthony	0	0	7.04	8	0	0	0	4	4	7.2	9	6	6	0	0	6	0	10	0	1	0	.273	33	0	6	1
Vega, Marwin	0	0	15.12	7	0	0	0	0	0	8.1	18	14	14	2	1	6	0	9	0	2	1	.439	41	0	1	1
Venegas, Alfredo	1	2	5.46	11	4	0	0	0	0	28.0	28	21	17	5	3	10	0	23	2	3	1	.257	109	1	0	1
Wild, Jacob	6	8	4.09	34	20	2	0	0	0	132.0	146	75	60	10	3	37	0	116	0	4	6	.289	505	7	3	2
Yepez, Jose	0	0	135.0	1	0	0	0	0	0	0.1	5	5	5	4	0	0	0	0	0	0	0	.833	6	0	0	0
Zapata, Juan	3	0	6.85	47	0	0	0	0	2	67.0	83	57	51	10	1	31	1	63	1	5	2	.294	282	2	10	8
TEAM TOTAL	83	57	5.02	140	140	5	5	34	56	1239.2	1349	806	691	129	71	480	10	1065	9	109	93	.278	4852	45	135	47

Inland Empire 66ers



Inland Empire 66ers

280 South E Street
 San Bernardino, CA 92401
 Phone: (909) 888-9922
 Fax: (909) 888-5251
 Website: www.ie66ers.com
 E-Mail: info@ie66ers.com
 Affiliate (Year): Los Angeles Dodgers (2007)
 Years in League: 1941, 1987-present



Front Office:

Operated by: Elmore Sports Group
 General Manager: Mike Gullo
 Media Contact: Sam Farber, 909-888-9922,
 sfarber@ie66ers.com

Field Staff:

Manager: Jeff Carter
 Hitting Coach: Franklin Stubbs
 Pitching Coach: Charlie Hough
 Trainer: Yousuke Nakajima

2009 Record:

Overall: 59-81
 First Half: 32-38
 Second Half: 27-43

Broadcast Information:

Broadcaster: Sam Farber
 Games: 140
 Flagship Station: KCAA 1050 AM

Ports Hotel in Inland Empire:

Hilton San Bernardino
 285 East Hospitality Ln
 San Bernardino, CA 92408
 (909) 889-0133

Stadium Information:

Arrowhead Credit Union Park (1996)
 Capacity: 5,000 plus lawn seating
 2009 Attendance: 202,728
 Dimensions: LF-330', CF-410', RF-330'

2010 Season Series:

3 Games@Stockton: April 19-21
 3 Games@Inland Empire: August 10-12

2009 Ports vs. Inland Empire

BATTERS	AVG	G	AB	R	H	2B	3B	HR	RBI	BB	IBB	SO	SB	CS	OBP	SLG	OPS	SF	SAC	HBP	GIDP	E
Carter, Yustuf	.375	5	16	3	6	1	0	2	4	1	0	7	1	0	.444	.813	1.257	0	0	1	0	0
Coleman, Dusty	.333	3	12	3	4	2	1	0	0	1	0	3	0	0	.385	.667	1.051	0	0	0	0	0
Desme, Grant	.400	3	10	2	4	1	0	0	1	2	0	1	2	0	.500	.500	1.000	0	0	0	0	0
*Johnson, Todd	.320	6	25	6	8	2	0	0	1	4	0	5	1	2	.414	.400	.814	0	0	0	0	0
Ka'aihue, Kala	.200	3	10	3	2	0	1	0	1	2	0	4	0	0	.333	.400	.733	0	0	0	0	0
#Keough, Shane	.125	3	8	2	1	0	0	1	3	0	0	4	0	0	.125	.500	.625	0	0	0	0	0
Kleen, Steve	.300	3	10	2	3	0	0	0	2	2	0	1	0	0	.462	.300	.762	0	0	1	0	1
#Martinez, Frank	.471	5	17	6	8	0	0	3	5	3	0	1	1	1	.550	1.000	1.550	0	0	0	1	0
*Mitchell, Jermaine	.308	4	13	3	4	1	1	0	4	5	0	1	1	1	.500	.538	1.038	0	0	0	0	0
*Padron, Raul	.231	3	13	0	3	0	0	0	2	0	0	3	0	0	.231	.231	.462	0	0	0	1	0
Richard, Michael	.333	3	9	2	3	2	0	0	2	1	0	1	0	0	.455	.556	1.010	0	0	1	0	1
Smith, Matt	.200	4	15	0	3	1	0	0	1	1	0	4	0	0	.235	.267	.502	1	0	0	1	0
#Thomas, David	.100	3	10	1	1	0	0	0	1	3	0	7	0	0	.357	.100	.457	0	0	1	0	0
#Valdez, Alex	.357	3	14	1	5	0	1	0	2	0	0	4	0	0	.357	.500	.857	0	0	0	0	0
*Vitters, Christian	.333	5	21	1	7	1	1	0	1	1	0	4	1	1	.364	.476	.840	0	0	0	1	2
TEAM TOTAL	.305	6	203	35	62	11	5	6	30	26	0	50	7	5	.393	.498	.891	1	0	4	4	5

PITCHERS	W-L	ERA	G	GS	CG	SHO	SV	SVO	IP	H	R	ER	HR	HB	BB	IBB	SO	BK	WP	AVG	AB	SF	GF	HLD
*Capra, Anthony	1-0	0.00	1	1	0	0	0	0	7.0	2	0	0	0	0	1	0	10	0	0	.087	23	0	0	0
Currin, Pat	0-0	0.00	1	0	0	0	0	0	1.0	2	1	0	0	0	0	0	2	0	1	.333	6	0	0	0
Espinal, Leonardo	0-0	0.00	1	0	0	0	0	0	1.0	1	0	0	0	0	1	0	2	0	0	.250	4	0	1	0
Friend, Justin	0-0	0.00	2	0	0	0	0	0	2.2	1	0	0	0	0	1	0	2	0	0	.125	8	0	0	1
*Gordon, Derrick	0-0	0.00	1	1	0	0	0	0	4.0	2	1	0	0	1	1	0	6	1	0	.154	13	0	0	0
*Hernandez, Carlos	2-0	0.82	2	2	0	0	0	0	11.0	5	2	1	0	1	2	0	13	0	0	.135	37	0	0	0
Hodsdon, Scott	0-0	3.38	1	1	0	0	0	0	5.1	4	3	2	0	1	1	0	6	0	1	.200	20	0	0	0
*Hornbeck, Ben	0-0	0.00	1	0	0	0	1	1	3.0	0	0	0	0	0	2	0	4	0	0	.000	8	0	1	0
Hurton, Jon	0-0	0.00	2	0	0	0	2	2	3.0	2	0	0	0	0	0	0	4	0	0	.182	11	0	2	0
Italiano, Craig	0-1	7.50	1	1	0	0	0	0	6.0	9	5	5	2	0	2	0	8	0	0	.360	25	0	0	0
Kerfoot, Chad	1-0	0.00	1	0	0	0	0	0	1.0	2	0	0	0	0	1	0	1	0	0	.500	4	0	0	0
Ray, Jason	0-0	0.00	1	0	0	0	0	0	1.0	0	0	0	0	0	0	0	0	0	0	.000	3	0	0	0
Richmond, Jamie	0-0	2.25	1	0	0	0	1	1	4.0	3	1	1	0	0	0	0	4	0	0	.200	15	0	1	0
*Sewell, Lance	1-0	9.00	1	0	0	0	0	0	2.0	4	2	2	0	1	0	0	0	0	0	.444	9	1	0	0
*Walters, Nick	0-0	0.00	2	0	0	0	0	0	1.0	1	1	0	0	1	2	1	2	0	1	.250	4	0	1	0
TEAM TOTAL	5-1	1.87	6	6	0	1	4	4	53.0	38	16	11	2	5	14	1	64	1	3	.200	190	1	6	1

2009 Inland Empire 66ers

BATTERS	AVG	G	AB	R	H	2B	3B	HR	RBI	BB	IBB	SO	SB	CS	OBP	SLG	OPS	SF	SAC	HBP	GIDP	E
Baez, Pedro	.286	79	308	48	88	17	1	10	61	16	1	84	5	1	.326	.445	.771	3	0	4	6	17
Becker, Joe	.286	11	42	6	12	2	1	0	6	5	0	9	1	1	.362	.381	.743	0	0	0	1	2
*Caseres, Steven	.260	113	393	61	102	25	6	15	55	54	4	116	1	0	.360	.468	.828	4	0	10	6	8
Cladi, Steve	.000	1	1	0	0	0	0	0	0	0	0	1	0	0	.000	.000	.000	0	0	0	0	0
*Fuller, Justin	.254	56	177	29	45	11	3	4	17	19	0	38	3	6	.340	.418	.758	0	5	4	4	8
Garabedian, Alex	.236	84	280	34	66	12	1	6	35	38	0	62	1	1	.330	.350	.680	1	2	2	6	9
Garcia, Johan	.162	40	111	8	18	1	0	0	4	10	0	23	7	3	.238	.171	.409	0	2	1	0	6
*Gibson, Chris	.067	5	15	0	1	0	0	0	1	0	0	6	0	0	.067	.067	.133	0	0	0	0	0
*Giles, Tommy	.344	16	64	8	22	4	0	4	17	6	0	14	1	1	.389	.594	.983	2	0	0	0	0
Gonzalez, Adolfo	.271	59	236	35	64	9	2	4	24	11	1	54	2	5	.312	.377	.689	2	2	4	5	4
Green, Garrett	.219	49	151	18	33	3	0	4	25	17	0	46	0	2	.297	.318	.614	3	3	1	4	4
#Herrera, Elian	.290	99	389	64	113	18	5	4	35	35	0	95	42	5	.352	.393	.745	2	2	3	6	7
#Lara, Christian	.256	115	391	48	100	15	5	6	46	25	1	102	11	11	.300	.366	.666	3	5	1	6	25
Mattingly, Preston	.238	115	454	59	108	25	1	8	36	35	0	150	25	13	.296	.350	.647	3	5	4	6	5
*Mientkiewicz, Doug	.222	3	9	2	2	0	0	1	2	2	0	3	0	0	.417	.556	.972	0	0	1	0	0
Mier, Jessie	.225	35	111	11	25	4	0	3	7	9	0	21	4	0	.283	.342	.626	0	4	0	2	3
*Ortiz, Jaime	.245	56	188	20	46	12	0	5	24	22	0	49	2	1	.330	.388	.719	2	1	3	3	3
Perez, Andres	.340	26	103	13	35	7	1	5	20	7	0	23	2	3	.393	.573	.966	0	0	2	1	3
#Perez, Eduardo	.353	38	150	23	53	13	5	3	22	14	1	47	2	1	.414	.567	.981	2	0	3	2	3
Ramirez, Manny	.429	3	7	2	3	0	0	1	1	2	0	4	0	0	.556	.857	1.413	0	0	0	0	0
#Robinson, Trayvon	.306	117	470	82	144	28	9	15	54	50	4	125	43	18	.375	.500	.875	4	1	4	8	7
#Rosario, Jovanny	.240	18	75	5	18	2	2	0	2	3	0	15	9	0	.269	.320	.589	0	0	0	0	0
Van Slyke, Scott	.294	132	496	75	146	42	4	23	100	61	0	128	10	7	.373	.534	.907	3	0	3	10	8
Washington, Johnny	.286	2	7	1	2	0	0	0	0	0	0	0	0	0	.286	.286	.571	0	0	0	0	0
Ynoa, Rafael	.054	14	37	3	2	0	0	0	1	6	0	13	0	0	.186	.054	.240	0	4	0	0	3
TEAM TOTAL	.266	140	4754	662	1266	256	46	122	606	454	12	1249	171	80	.335	.416	.751	34	37	51	78	155

PITCHERS	W	L	ERA	G	GS	CG	SHO	SV	SVO	IP	H	R	ER	HR	HB	BB	IBB	SO	BK	WP	DP	AVG	AB	SF	GF	HLD
Akin, Brian	0	0	12.86	5	0	0	0	0	0	7.0	10	10	10	2	0	8	0	10	0	1	0	.333	30	1	3	0
Alvarez, Mario	5	6	4.45	18	11	1	1	1	1	85.0	76	42	42	5	6	24	0	66	0	7	4	.242	314	4	3	0
*Arias, Marlon	1	1	4.34	10	1	0	0	1	1	18.2	21	13	9	2	1	9	0	20	0	0	3	.288	73	0	2	1
*Bastardo, Alberto	6	2	3.84	14	14	0	0	0	0	75.0	73	35	32	6	4	23	0	71	1	3	10	.259	282	1	0	0
Batista, Kendy	1	2	4.99	12	4	0	0	0	1	30.2	33	20	17	5	6	9	0	39	0	6	1	.266	124	1	0	2
Belisario, Ronald	0	0	0.00	2	2	0	0	0	0	2.0	2	0	0	0	0	1	0	3	0	0	0	.250	8	0	0	0
Brannon, Blake	0	3	4.54	19	1	0	0	0	1	35.2	37	18	18	3	4	16	2	30	0	1	2	.266	139	1	7	0
Fuller, Justin	0	0	0.00	1	0	0	0	0	0	0.1	0	0	0	0	0	0	0	0	0	0	0	.000	1	0	0	0
Gonzalez, Adolfo	0	1	27.00	1	0	0	0	0	0	0.2	1	2	2	1	0	1	0	0	0	0	0	.333	3	0	1	0
Jansen, Kenley	0	0	4.63	12	0	0	0	0	0	11.2	14	6	6	1	0	11	0	19	1	1	1	.298	47	0	4	0
Johnson, Steve	8	4	3.82	18	16	0	0	1	1	96.2	94	50	41	14	6	42	0	102	0	2	6	.260	361	2	1	0
Jones, Joseph	0	0	8.84	12	0	0	0	0	1	18.1	35	19	18	5	2	7	0	11	0	0	1	.427	82	3	4	1
Krebs, Eric	0	2	3.24	22	0	0	0	0	0	25.0	16	10	9	1	0	25	1	31	1	0	2	.182	88	0	9	3
*Kuo, Hong-Chih	0	0	0.00	4	0	0	0	0	0	4.0	3	0	0	0	1	0	0	6	0	0	0	.214	14	0	0	2
Kuroda, Hiroki	0	0	3.29	3	3	0	0	0	0	13.2	15	9	5	0	1	1	0	10	0	0	1	.273	55	1	0	0
McCarter, Jake	3	3	3.33	34	0	0	0	7	9	46.0	31	20	17	2	1	26	3	51	0	2	5	.193	161	0	17	4
*Melgarejo, Thomas	2	2	5.70	20	2	0	0	0	0	36.1	36	24	23	7	3	16	1	31	0	2	4	.263	137	1	2	3
*Meque, Jacobo	1	3	5.14	20	0	0	0	1	4	21.0	28	14	12	3	0	16	1	36	1	3	0	.304	92	1	6	2
*Miller, Greg	0	1	9.26	25	0	0	0	1	1	11.2	7	12	12	0	6	11	0	10	0	0	2	.179	39	0	3	5
Miller, Justin	0	7	8.13	7	7	0	0	0	0	34.1	52	38	31	3	1	18	0	14	0	5	3	.371	140	4	0	0
*Milton, Eric	1	0	0.00	1	1	0	0	0	0	5.1	4	0	0	0	0	1	0	3	0	0	2	.235	17	0	0	0
*Ohman, Will	0	0	13.50	3	1	0	0	0	0	2.2	5	4	4	0	0	1	0	2	0	0	0	.417	12	0	0	0
Orenduff, Justin	3	0	3.98	15	0	0	0	3	6	20.1	24	9	9	2	2	14	4	21	0	2	0	.289	83	1	10	0
*Pfeiffer, David	3	3	3.56	34	0	0	0	4	6	48.0	46	25	19	1	6	17	1	38	0	1	3	.253	182	3	13	1
Prado, Marcel	2	2	4.06	41	0	0	0	7	9	44.1	48	25	20	2	6	28	1	20	0	3	6	.277	173	2	27	1
Ramirez, Miguel	0	0	0.00	3	0	0	0	0	0	4.1	0	0	0	0	1	2	0	4	0	0	0	.000	13	0	1	0
Rondon, Daigoro	1	2	7.62	10	0	0	0	1	1	13.0	17	11	11	2	1	8	0	10	0	1	1	.315	54	0	4	0
*Sanfler, Miguel	1	0	5.48	40	2	0	0	1	3	69.0	72	45	42	7	2	41	0	47	1	5	13	.276	261	1	10	5
Schmidt, Jason	1	1	2.25	2	2	0	0	0	0	12.0	8	4	3	0	1	7	0	12	0	1	0	.182	44	0	0	0
Schreiber, Zach	1	0	3.18	9	0	0	0	2	3	11.1	7	5	4	2	1	6	0	7	0	1	2	.189	37	1	4	1
Sexton, Timothy	8	14	3.96	27	22	0	0	0	0	157.0	178	92	69	17	3	34	3	100	0	8	11	.284	627	5	3	0
Smit, Kyle	0	4	7.84	5	5	0	0	0	0	20.2	23	18	18	2	2	10	0	18	0	3	1	.288	80	2	0	0
Smith, Matthew	0	1	12.86	6	1	0	0	0	0	7.0	20	10	10	3	0	5	0	3	0	0	1	.541	37	0	1	0
*Stults, Eric	0	0	1.23	2	2	0	0	0	0	7.1	5	2	1	0	0	0	0	5	0	0	0	.185	27	0	0	0
*Torres, Joe	0	0	0.98	13	0	0	0	1	2	18.1	19	3	2	1	2	9	0	17	0	1	1	.271	70	0	2	2
Vargas, Claudio	0	1	5.40	3	3	0	0	0	0	5.0	3	3	3	1	0	1	0	3	0	0	0	.158	19	0	0	0
Vasquez, Luis	0	2	9.95	7	1	0	0	0	0	12.2	16	16	14	3	5	10	0	11	2	2	0	.291	55	0	0	1
Wade, Cory	0	0	0.00	1	1	0	0	0	0	1.0	0	0	0	0	0	2	0	1	0	0	0	.000	3	0	0	0
Wall, Josh	5	8	5.98	23	22	0	0	0	0	111.1	135	85	74	9	11	51	1	77	1	10	5	.310	435	4	0	0
Withrow, Chris	6	6	4.69	19	16	0	0	0	0	86.1	80	50	45	3	5	45	0	105	0	4	7	.252	317	1	1	0
TEAM TOTAL	59	81	4.72	140	140	1	6	31	50	1230.2	1294	749	646	115	90	556	18	1064	8	75	98	.273	4736	40	138	34

Lake Elsinore Storm



Lake Elsinore Storm

500 Diamond Drive
 Lake Elsinore, CA 92531
 Phone: (951) 245-4487
 Fax: (951) 245-0305
 Website: www.stormbaseball.com
 E-Mail: info@stormbaseball.com
 Affiliate (Year): San Diego Padres (2001)
 Years in League: 1994-present



Front Office:

Operated by: Lake Elsinore Storm LP
 General Manager: Chris Jones
 Media Contact: Steve Smaldone, 951-245-4487,
 ssmaldone@stormbaseball.com

Field Staff:

Manager: Carlos Lezcano
 Hitting Coach: Bob Skube
 Pitching Coach: Dave Rajsich
 Trainer: Will Sinon

2009 Record:

Overall: 73-67
 First Half: 39-31
 Second Half: 34-36

Broadcast Information:

Broadcaster: Sean McCall
 Games: 140
 Flagship Station: KFROG 92.9 FM

Ports Hotel in Lake Elsinore:

Lake Elsinore Hotel and Casino
 20930 Malaga St.
 Lake Elsinore, A 92530
 (951) 674-3101

Stadium Information:

Lake Elsinore Diamond (1994)
 Capacity: 6,069 plus lawn seating
 2009 Attendance: 235,174
 Dimensions: LF-330', CF-400', RF-310'

2010 Season Series:

3 Game@Stockton: July 27-29
 3 Games@Lake Elsinore: May 18-20

2009 Ports vs. Lake Elsinore

BATTERS	AVG	G	AB	R	H	2B	3B	HR	RBI	BB	IBB	SO	SB	CS	OBP	SLG	OPS	SF	SAC	HBP	GIDP	E
Carter, Yusuf	.323	7	31	5	10	1	0	1	1	0	0	7	0	0	.323	.452	.774	0	0	0	2	0
Coleman, Dusty	.214	3	14	1	3	1	0	0	1	1	0	4	0	0	.267	.286	.552	0	0	0	0	1
Desme, Grant	.375	7	24	6	9	1	1	3	7	5	0	9	4	1	.483	.875	1.358	0	0	0	0	0
*Johnson, Todd	.238	6	21	2	5	2	0	0	2	2	0	4	0	1	.304	.333	.638	0	1	0	0	0
Ka'aihue, Kala	.143	2	7	1	1	0	0	1	4	0	0	2	0	0	.143	.571	.714	0	0	0	0	0
#Keough, Shane	.222	7	27	1	6	0	1	0	0	4	1	7	1	1	.344	.296	.640	0	0	1	0	0
Kleen, Steve	.261	7	23	1	6	0	0	0	1	4	0	4	0	0	.393	.261	.654	0	0	1	1	1
#Martinez, Frank	.217	7	23	5	5	0	0	1	2	4	0	1	1	0	.333	.348	.681	0	1	0	1	1
*Mitchell, Jermaine	.308	4	13	1	4	1	0	0	0	3	0	3	0	0	.438	.385	.822	0	1	0	0	1
Richard, Michael	.286	2	7	0	2	0	0	0	0	0	0	1	0	2	.286	.286	.571	0	0	0	1	0
Smith, Matt	.143	2	7	0	1	0	0	0	0	0	0	2	0	0	.250	.143	.393	0	0	1	0	0
*Vitters, Christian	.222	6	18	0	4	0	0	0	1	1	0	3	0	0	.300	.222	.522	0	2	1	0	1
#Weeks, Jemile	.200	4	15	1	3	1	0	0	1	3	0	2	0	0	.333	.267	.600	0	0	0	0	0
TEAM TOTAL	.257	7	230	24	59	7	2	6	20	27	1	49	6	5	.345	.383	.727	0	5	4	5	7

PITCHERS	W-L	ERA	G	GS	CG	SHO	SV	SVO	IP	H	R	ER	HR	HB	BB	IBB	SO	BK	WP	AVG	AB	SF	GF	HLD
*Capra, Anthony	0-0	1.93	1	1	0	0	0	0	4.2	5	5	1	0	0	5	0	9	0	0	.263	19	0	0	0
*Figueroa, Pedro	1-1	8.44	2	2	0	0	0	0	10.2	17	10	10	1	1	6	0	11	0	0	.362	47	0	0	0
Friend, Justin	0-0	3.86	2	0	0	0	1	2	2.1	2	1	1	1	1	0	0	1	0	0	.222	9	0	1	0
*Gordon, Derrick	0-0	0.00	1	0	0	0	0	0	2.2	1	0	0	0	0	0	0	6	0	0	.125	8	0	0	0
*Haigwood, Daniel	0-0	1.50	1	1	0	0	0	0	6.0	3	2	1	0	1	3	0	8	0	0	.130	23	0	0	0
*Hernandez, Carlos	1-0	1.80	1	1	0	0	0	0	5.0	4	1	1	0	0	2	0	3	0	0	.211	19	0	0	0
Hodsdon, Scott	1-0	0.00	1	1	0	0	0	0	5.0	2	0	0	0	0	1	0	4	0	0	.133	15	0	0	0
Ray, Jason	0-0	0.00	4	0	0	0	0	0	3.2	2	0	0	0	0	2	0	3	0	0	.154	13	0	0	1
Richmond, Jamie	0-0	3.86	2	0	0	0	0	0	4.2	3	2	2	1	0	1	0	7	0	1	.167	18	0	1	0
Ross, Tyson	1-0	1.29	1	1	0	0	0	0	7.0	3	1	1	0	0	2	0	7	0	0	.130	23	0	0	0
*Sewell, Lance	0-0	0.00	2	0	0	0	0	0	2.1	2	0	0	0	0	2	0	1	0	0	.222	9	0	1	0
Storey, Mickey	1-0	0.00	4	0	0	0	2	2	4.1	0	0	0	0	0	0	0	8	0	0	.000	13	0	4	0
*Walters, Nick	0-1	3.86	4	0	0	0	0	0	4.2	2	2	2	0	1	4	0	8	0	1	.133	15	0	0	3
TEAM TOTAL	5-2	2.71	7	7	0	2	3	4	63.0	46	24	19	3	4	28	0	76	0	2	.199	231	0	7	4

2009 Lake Elsinore Storm

BATTERS	AVG	G	AB	R	H	2B	3B	HR	RBI	BB	IBB	SO	SB	CS	OBP	SLG	OPS	SF	SAC	HBP	GIDP	E
Alvarez, Julian	.091	3	11	1	1	0	0	0	0	1	0	1	0	0	.167	.091	.258	0	0	0	0	0
Baum, Justin	.213	42	136	18	29	10	0	2	15	14	0	27	0	0	.286	.331	.617	3	2	1	3	5
#Cabrera, Everth	.391	7	23	7	9	1	1	0	4	5	0	2	4	3	.500	.522	1.022	0	0	0	0	2
#Carrasco, Felix	.252	115	416	49	105	24	4	9	69	54	5	132	6	6	.344	.394	.739	3	1	6	12	18
*Carroll, Sawyer	.320	37	147	28	47	15	5	2	42	22	1	33	4	2	.402	.531	.933	4	0	1	2	2
Carvajal, Yefri	.262	61	229	24	60	13	1	4	29	11	0	35	6	5	.295	.380	.675	1	2	0	11	11
*Chalk, Brad	.301	130	525	95	158	21	12	2	63	41	0	72	33	8	.357	.398	.755	2	11	6	4	3
*Clark, Matt	.292	67	250	44	73	13	3	13	46	28	0	62	2	0	.367	.524	.891	4	0	4	5	9
Darnell, James	.294	60	235	40	69	18	2	13	43	30	0	38	3	1	.377	.553	.930	1	1	2	2	11
*Figueroa, Cole	.187	21	75	5	14	3	0	0	9	6	0	14	5	0	.256	.227	.483	0	1	1	0	1
*Floyd, Cliff	.190	7	21	0	4	1	0	0	0	1	0	2	0	0	.227	.238	.465	0	0	0	0	1
Forsythe, Logan	.322	66	236	46	76	13	3	8	30	61	3	48	6	2	.472	.504	.976	1	0	7	9	13
Gelbrich, Logan	.152	16	46	2	7	2	0	0	7	3	0	11	0	0	.204	.196	.400	0	1	0	3	0
Gonzalez, Edgar	.286	5	14	2	4	1	0	1	3	1	0	6	0	1	.333	.571	.905	0	0	0	0	0
Hairston, Scott	.100	3	10	1	1	0	0	0	0	1	0	3	0	0	.308	.100	.408	0	0	2	0	0
Joynt, Brian	.259	28	112	17	29	6	2	6	19	4	0	36	1	0	.288	.509	.797	1	0	1	1	5
Martinez, Luis	.300	83	280	39	84	20	0	4	41	34	0	58	2	1	.389	.414	.804	0	0	7	12	11
Mercado, Angel	.246	63	199	24	49	14	0	3	21	23	0	48	7	2	.336	.362	.698	2	0	5	3	1
Morton, Colt	.222	11	36	7	8	4	1	1	5	4	0	10	0	0	.317	.472	.789	0	0	1	0	0
#Parrino, Andrew	.235	94	311	52	73	16	1	2	29	51	1	85	8	2	.346	.312	.658	4	1	4	3	12
*Payne, Danny	.245	114	364	69	89	22	3	8	41	79	2	106	18	9	.381	.387	.768	3	2	3	5	4
*Perry, Robert	.171	26	70	14	12	3	2	2	8	6	0	20	1	0	.298	.357	.655	1	0	7	1	1
*Railey, Joey	.000	1	4	0	0	0	0	0	1	0	0	0	1	0	.000	.000	.000	0	0	0	0	0
#Rodriguez, Luis	.286	4	14	1	4	0	0	1	1	0	0	2	0	0	.286	.500	.786	0	0	0	2	1
Ruth, Keoni	.280	90	343	36	96	18	2	0	30	18	0	36	5	2	.321	.344	.665	1	5	3	14	7
Solis, Ali	.203	45	138	16	28	4	3	2	19	7	0	37	1	0	.248	.319	.567	2	3	2	6	2
Tremblay, Christopher	.167	15	36	5	6	2	0	0	4	4	0	10	0	0	.250	.222	.472	0	0	0	1	4
#Weems, Beamer	.253	108	359	61	91	21	3	3	44	76	0	76	10	5	.401	.354	.755	1	5	13	6	12
*Winn, Kevin	.238	13	21	1	5	2	0	0	1	0	0	5	0	0	.238	.333	.571	0	0	0	2	1
#Zawadzki, Lance	.276	36	145	19	40	6	2	10	34	18	2	29	3	1	.360	.552	.911	0	0	1	0	3
TEAM TOTAL	.264	140	4806	723	1271	273	50	96	658	603	14	1044	126	50	.353	.402	.755	34	35	77	108	150

PITCHERS	W	L	ERA	G	GS	CG	SHO	SV	SVO	IP	H	R	ER	HR	HB	BB	IBB	SO	BK	WP	DP	AVG	AB	SF	GF	HLD
Axelrod, Dylan	0	0	4.50	11	0	0	0	0	0	12.0	12	6	6	0	0	5	0	6	0	0	1	.245	49	0	4	0
Baek, Cha Seung	0	1	7.27	2	2	0	0	0	0	8.2	6	7	7	1	0	4	0	7	0	1	0	.194	31	0	0	0
Bass, Anthony	3	0	3.51	10	8	0	0	0	0	33.1	33	17	13	3	2	14	0	20	0	3	4	.266	124	1	1	0
Berger, Jonathan	0	2	17.10	3	3	0	0	0	0	10.0	23	19	19	3	0	7	0	5	0	0	0	.451	51	0	0	0
Breit, Aaron	2	6	3.51	40	13	0	0	0	0	107.2	103	59	42	7	7	45	1	110	0	2	7	.252	408	1	4	6
*Garrison, Steve	0	0	1.17	2	1	0	0	1	1	7.2	5	2	1	0	1	2	0	7	0	0	2	.185	27	0	1	0
Gonzalez, Eric	2	1	4.47	24	0	0	0	0	0	46.1	46	24	23	5	1	14	1	38	0	1	1	.260	177	2	3	1
*Harrington, Allen	1	6	7.13	42	1	0	0	0	0	53.0	84	46	42	7	1	29	3	36	0	0	6	.365	230	1	13	4
Hefner, Jeremy	14	9	4.12	27	27	0	0	0	0	150.2	165	81	69	13	11	38	0	142	0	9	12	.284	582	1	0	0
*Hinson, Ryan	0	1	4.97	8	0	0	0	0	0	12.2	13	8	7	1	0	7	1	15	0	1	0	.271	48	0	3	0
*Hynes, Colt	3	3	2.90	49	0	0	0	2	4	59.0	60	25	19	0	3	17	1	44	0	3	9	.264	227	2	11	13
Italiano, Craig	0	1	1.44	19	0	0	0	0	1	31.1	24	10	5	0	2	10	1	44	0	1	1	.209	115	1	8	3
Italiano, Craig	5	7	4.42	35	16	0	0	0	1	108.0	107	65	53	6	16	50	2	119	0	11	9	.260	411	6	8	3
Jamison, Neil	0	0	4.08	12	0	0	0	0	0	17.2	20	9	8	3	0	6	1	11	1	2	0	.286	70	0	1	4
Kluber, Corey	7	9	4.54	19	19	0	0	0	0	109.0	110	65	55	9	6	36	0	124	0	8	2	.261	421	1	0	0
*Luebke, Cory	8	2	2.34	14	14	1	0	0	0	88.1	73	24	23	3	5	17	1	80	1	2	8	.227	322	1	0	0
Lynch, Colin	0	0	5.06	3	0	0	0	0	0	5.1	7	3	3	0	0	3	0	2	0	0	0	.304	23	0	0	0
McBryde, Jeremy	6	3	4.54	13	12	0	0	0	0	75.1	72	39	38	12	4	19	0	82	1	1	4	.250	288	1	0	0
Oland, Bryan	7	2	3.10	53	0	0	0	28	33	58.0	53	20	20	3	2	13	2	68	0	4	2	.244	217	0	52	0
Parrino, Andrew	0	0	27.00	2	0	0	0	0	0	1.1	5	4	4	0	0	2	0	1	0	1	0	.556	9	0	2	0
Pelzer, Wynn	11	8	3.94	27	27	0	0	0	0	150.2	134	76	66	6	18	59	0	147	1	8	8	.244	549	3	0	0
*Ramos, Cesar	1	0	1.00	2	1	0	0	0	0	9.0	9	1	1	0	0	5	0	6	0	0	0	.250	36	0	0	0
*Schmidt, Nick	2	8	7.88	11	11	0	0	0	0	48.0	68	43	42	7	8	27	0	27	0	3	4	.349	195	4	0	0
*Teague, Matt	2	2	5.75	45	0	0	0	1	1	72.0	99	49	46	7	4	23	2	51	2	3	6	.327	303	3	11	3
Vincent, Nick	4	2	3.08	59	0	0	0	2	6	64.1	66	27	22	3	1	18	1	74	0	0	4	.266	248	0	24	15
Wilkes, Chris	0	1	10.13	3	1	0	0	0	0	5.1	9	6	6	1	1	4	0	2	0	1	0	.391	23	1	1	1
Woodard, Robert	0	0	4.15	4	0	0	0	0	0	4.1	7	2	2	0	1	0	0	2	0	0	1	.412	17	1	0	1
TEAM TOTAL	73	67	4.26	140	140	1	8	34	46	1241.0	1306	672	588	94	78	424	15	1151	6	54	82	.273	4790	24	139	51

Lancaster JetHawks



Lancaster JetHawks
 45116 Valley Central Way
 Lancaster, CA 93536
 Phone: (661) 726-5400
 Fax: (661) 726-5406
 Website: www.jethawks.com
 E-Mail: info@jethawks.com
 Affiliate (Year): Houston Astros (2009)
 Years in League: 1996-present



Front Office:

Operated by: Hawks Nest, LLC
 General Manager: Larry Thornhill
 Media Contact: Jeff Lasky, 661-726-5400,
 jeff@jethawks.com

Field Staff:

Manager: Tom Lawless
 Hitting Coach: Darryl Robinson
 Pitching Coach: Don Alexander
 Trainer: Eric Montague

2009 Record:

Overall: 56-84
 First Half: 26-44
 Second Half: 30-40

Broadcast Information:

Broadcaster: Jeff Lasky and Scott Blusiewicz
 Games: 140
 Flagship Stations: KUTY 1380 AM

Ports Hotel in Lancaster:

Hampton Inn-Lancaster
 2300 Double Play Way
 Lancaster, CA 93536
 (661) 940-9194

Stadium Information:

Clear Channel Stadium (1996)
 Capacity: 4,658 plus lawn seating
 2009 Attendance: 150,970
 Dimensions: LF-350', CF-410', RF 350'

2010 Season Series:

4 Games@Stockton: August 17-20
 4 Games@Lancaster: June 24-27

2009 Ports vs. Lancaster

BATTERS	AVG	G	AB	R	H	2B	3B	HR	RBI	BB	IBB	SO	SB	CS	OBP	SLG	OPS	SF	SAC	HBP	GIDP	E
Carter, Yusuf	.227	5	22	6	5	1	0	1	2	2	1	6	0	0	.292	.409	.701	0	0	0	0	1
Desme, Grant	.280	6	25	8	7	3	1	1	9	3	0	6	0	0	.357	.600	.957	0	0	0	0	0
*Johnson, Todd	.455	5	22	6	10	4	1	1	7	1	0	2	0	0	.478	.864	1.342	0	0	0	0	0
#Keough, Shane	.381	5	21	2	8	2	0	0	2	2	0	3	0	0	.435	.476	.911	0	0	0	0	0
Kleen, Steve	.393	6	28	10	11	6	0	1	4	1	0	2	0	0	.414	.714	1.128	0	0	0	1	0
#Martinez, Frank	.368	4	19	3	7	2	0	0	4	1	1	2	0	0	.400	.474	.874	0	0	0	0	0
*Mitchell, Jermaine	.480	6	25	9	12	3	2	0	5	6	0	3	2	0	.581	.760	1.341	0	0	0	0	0
Richard, Michael	.385	3	13	2	5	1	0	0	4	1	0	1	1	0	.429	.462	.890	0	0	0	1	1
Smith, Matt	.316	5	19	3	6	1	0	2	10	3	0	3	0	1	.391	.684	1.076	1	0	0	1	0
*Vitters, Christian	.167	3	12	1	2	0	0	0	1	1	0	2	1	0	.231	.167	.397	0	0	0	0	0
#Weeks, Jemile	.429	6	28	6	12	3	2	0	6	1	0	4	1	0	.448	.679	1.127	0	0	0	0	0
TEAM TOTAL	.363	6	234	56	85	26	6	6	54	22	2	34	5	1	.416	.603	1.019	1	0	0	3	4

PITCHERS	W-L	ERA	G	GS	CG	SHO	SV	SVO	IP	H	R	ER	HR	HB	BB	IBB	SO	BK	WP	AVG	AB	SF	GF	HLD
Espinal, Leonardo	0-0	6.75	1	0	0	0	0	0	1.1	2	1	1	0	2	0	0	2	0	0	.333	6	0	0	1
Friend, Justin	0-0	2.45	3	0	0	0	1	1	3.2	5	1	1	0	1	1	0	9	0	2	.294	17	0	3	0
*Gordon, Derrick	2-0	5.68	2	0	0	0	0	0	6.1	3	4	4	1	0	3	0	9	0	0	.136	22	0	0	0
*Hernandez, Carlos	2-0	5.54	2	2	0	0	0	0	13.0	15	8	8	3	0	6	0	9	0	1	.300	50	0	0	0
*Hornbeck, Ben	0-0	4.82	2	2	0	0	0	0	9.1	12	6	5	0	3	4	0	14	1	0	.308	39	1	0	0
Ray, Jason	0-0	0.00	1	0	0	0	0	0	1.0	0	0	0	0	0	0	0	0	0	0	.000	3	0	1	0
Richmond, Jamie	0-0	9.00	1	0	0	0	0	0	2.0	3	2	2	1	0	0	0	1	0	1	.375	8	1	1	0
Ross, Tyson	1-1	6.94	2	2	0	0	0	0	11.2	12	11	9	3	2	3	0	15	0	2	.255	47	1	0	0
*Sewell, Lance	0-0	5.40	1	0	0	0	0	0	1.2	1	1	1	1	0	0	0	1	0	0	.167	6	0	0	1
Storey, Mickey	0-0	0.00	1	0	0	0	1	1	1.1	1	0	0	0	0	0	0	2	0	1	.200	5	0	1	0
*Walters, Nick	0-0	0.00	2	0	0	0	0	0	1.2	1	0	0	0	1	0	0	1	0	1	.200	5	0	0	1
TEAM TOTAL	5-1	5.26	6	6	0	0	2	2	53.0	55	34	31	9	9	17	0	63	1	8	.264	208	3	6	3

2009 Lancaster JetHawks


BATTERS	AVG	G	AB	R	H	2B	3B	HR	RBI	BB	IBB	SO	SB	CS	OBP	SLG	OPS	SF	SAC	HBP	GIDP	E
Barnes, Brandon	.293	68	266	51	78	19	3	12	52	15	0	74	1	2	.340	.523	.863	2	3	5	5	3
Brown, Steve	.200	7	30	4	6	2	0	3	6	0	0	10	0	0	.200	.567	.767	0	0	0	0	0
Cabral, Marcos	.298	124	477	74	142	33	6	11	71	44	1	77	2	3	.358	.461	.819	2	1	2	8	17
*Castro, Jason	.309	56	207	27	64	20	1	7	44	30	2	41	1	1	.399	.517	.916	3	0	3	5	5
Clemens, Koby	.345	116	423	74	146	45	6	22	121	51	2	109	4	1	.419	.636	1.055	9	0	9	3	8
Comadena, Jordan	.219	28	64	7	14	2	0	0	2	6	0	14	1	0	.306	.250	.556	0	0	2	3	1
Corrado, Craig	.247	112	417	35	103	17	5	2	36	15	0	79	14	10	.275	.326	.601	3	7	2	13	10
Fixler, Jonathan	.239	21	67	5	16	2	1	1	10	7	0	12	1	0	.308	.343	.651	3	0	1	3	3
Flores, David	.242	72	264	28	64	18	2	4	26	5	0	47	4	2	.288	.371	.659	0	2	12	8	12
*Gaston, Jonathan	.278	139	518	119	144	31	15	35	100	71	4	164	14	4	.367	.598	.966	10	0	8	3	9
Jackson, Christopher	.183	58	197	22	36	7	1	1	15	11	0	61	3	3	.239	.244	.483	1	4	4	7	20
Johnson, Chris	.438	4	16	5	7	5	0	0	6	1	0	3	0	0	.471	.750	1.221	0	0	0	1	1
Minaker, Christopher	.319	31	113	16	36	8	0	1	15	5	0	14	1	3	.350	.416	.766	1	0	1	2	3
Moresi, Nicholas	.244	45	135	24	33	13	0	4	10	9	0	43	0	1	.297	.430	.726	0	1	1	5	2
Pellegrini, Brian	.171	30	105	17	18	3	0	7	15	15	0	40	0	0	.287	.400	.687	0	0	2	4	2
Ramirez, Ronald	.239	43	142	13	34	10	0	0	13	6	0	41	0	0	.285	.310	.595	0	2	3	1	9
Rosario, Ebert	.250	42	172	25	43	5	0	3	29	13	0	24	0	2	.312	.331	.644	1	1	3	6	11
*Shuck, Jack	.315	133	556	98	175	30	11	1	36	64	5	55	18	9	.389	.414	.803	0	4	4	10	4
Simunic, Andrew	.286	21	56	5	16	1	0	0	4	9	0	12	2	1	.379	.304	.682	1	1	0	0	3
Steele, T.J.	.345	50	194	41	67	11	8	5	40	9	0	40	8	6	.385	.562	.946	1	0	4	3	1
Suarez, Gabriel	.323	37	133	26	43	6	4	0	12	11	0	40	1	1	.384	.429	.812	0	3	2	0	3
Suttle, Eric	.375	12	32	4	12	2	0	0	7	5	0	6	1	0	.459	.438	.897	0	0	0	0	0
Taylor, Eric	.185	9	27	1	5	1	0	0	4	4	0	7	1	0	.333	.222	.556	0	0	2	0	1
*Weston, Matt	.300	86	327	61	98	32	3	17	67	38	2	107	0	3	.374	.572	.946	2	0	2	3	5
TEAM TOTAL	.283	140	4939	782	1400	323	66	136	741	444	16	1120	77	52	.349	.458	.807	39	29	72	93	147

PITCHERS	W	L	ERA	G	GS	CG	SHO	SV	SVO	IP	H	R	ER	HR	HB	BB	IBB	SO	BK	WP	DP	AVG	AB	SF	GF	HLD
*Abad, Fernando	4	6	4.14	41	0	0	0	6	6	82.2	78	42	38	8	5	8	0	79	0	3	3	.252	309	3	23	1
Abreu, Erick	1	1	2.77	8	0	0	0	3	3	13.0	16	4	4	0	0	5	3	13	0	1	0	.302	53	0	6	0
Cespedes, Leandro	9	10	5.06	24	22	0	0	0	0	131.2	152	88	74	13	2	52	4	116	2	28	7	.287	529	7	0	0
Dominguez, Jason	0	0	15.88	4	0	0	0	0	0	5.2	15	10	10	2	0	2	2	4	0	0	1	.500	30	1	2	0
*Duncan, David	0	9	8.51	11	10	0	0	0	0	48.2	82	56	46	8	0	17	1	33	0	1	2	.383	214	3	0	0
Duran, Jose	2	5	8.06	27	7	0	0	0	0	63.2	89	62	57	10	3	29	0	43	2	5	7	.331	269	5	6	0
Fairchild, Thomas	3	3	7.06	8	8	1	0	0	0	51.0	62	43	40	15	2	12	0	44	0	6	3	.292	212	1	0	0
Hallberg, Bryan	3	5	5.34	32	7	0	0	3	5	86.0	105	56	51	8	4	41	6	56	0	5	7	.307	342	4	15	1
Hicks, Christopher	9	11	6.12	26	26	0	0	0	0	129.1	180	105	88	22	4	39	2	103	0	16	5	.328	549	6	0	0
Hudspeth, Casey	3	3	5.30	6	6	1	0	0	0	37.1	43	23	22	1	2	16	2	24	0	4	5	.297	145	1	0	0
*Icenogle, Jeff	0	4	6.79	19	8	0	0	0	1	53.0	76	44	40	6	8	23	2	49	0	5	4	.341	223	1	3	1
Kelly, Reid	2	1	5.23	21	3	0	0	2	2	43.0	50	30	25	3	3	13	1	43	0	6	0	.286	175	0	7	2
Lo, Chia-Jen	1	0	1.78	12	0	0	0	1	1	25.1	10	6	5	1	0	13	2	36	0	2	2	.120	83	0	1	5
Mowdy, Ashton	1	1	9.30	15	0	0	0	0	1	20.1	32	26	21	5	0	11	3	21	0	5	1	.337	95	0	7	0
Pacella, Jay	0	0	6.43	15	0	0	0	0	0	21.0	28	16	15	1	3	10	2	10	0	3	0	.308	91	1	5	1
Powell, Jordan	4	2	4.13	42	0	0	0	3	5	72.0	82	34	33	9	4	23	2	40	0	5	6	.292	281	4	27	2
Rummel, Philip	2	5	6.55	28	6	0	0	0	0	56.1	89	47	41	5	2	21	3	34	0	3	5	.363	245	2	6	0
*Salamida, Chris	4	3	6.75	18	7	1	0	1	1	54.2	65	45	41	10	6	15	3	41	0	1	3	.294	221	1	6	1
*Severino, Sergio	0	1	8.56	10	0	0	0	0	1	13.2	23	16	13	2	2	6	0	12	0	2	0	.371	62	1	1	1
Tilghman, Jack	0	4	6.91	25	6	0	0	3	6	41.2	56	40	32	5	1	23	1	35	1	2	3	.315	178	3	13	0
*Urckfitz, Patrick	0	1	4.15	7	0	0	0	1	2	8.2	9	4	4	0	0	5	0	7	0	1	1	.310	29	1	4	0
Wagler, Chad	3	2	6.80	8	7	0	0	0	0	45.0	65	35	34	8	0	12	0	13	0	1	4	.346	188	4	0	0
*Wolf, Shane	5	7	5.34	28	17	1	0	0	0	121.1	142	75	72	9	1	30	4	101	0	10	5	.293	484	7	4	0
TEAM TOTAL	56	84	5.92	140	140	4	2	23	34	1225.0	1549	907	806	151	52	426	43	957	5	115	74	.309	5007	56	136	15

Modesto Nuts



Modesto Nuts
 601 Neece Drive
 Modesto, CA 95353
 Phone: (209) 572-4487
 Fax: (209) 5772-4490
 Website: www.modestonuts.com
 E-Mail: fun@modestonuts.com
 Affiliate (Year): Colorado Rockies (2005)
 Years in League: 1946-64, 1966-present



Front Office:

Operated by: Modesto Professional Baseball Club, Inc.
 General Manager: Michael Gorrasi
 Media Contact: Scott Hoard, 209-343-8712,
scott@modestonuts.com

Field Staff:

Manager: Jerry Weinstein
 Hitting Coach: Duane Espy
 Pitching Coach: Darryl Scott
 Trainer: Chris Dovey

2009 Record:

Overall: 75-65

First Half: 40-30

Second Half: 35-35

Broadcast Information:

Broadcaster: Greg Young
 Games:
 Flagship Station: ESPN Radio 720 AM

Ports Hotel in Modesto:

Clarion Inn
 1612 Sisk Road
 Modesto, CA 95350
 (209) 521-1612

Stadium Information:

John Thurman Field (1952)
 Capacity: 4,000
 2009 Attendance: 167,722
 Dimensions: LF-312', CF-400', RF-319'

2010 Season Series:

15 Games@Stockton: May 11-13, June 11-13, July 4-6, July 30-August 1, August 24-26
 13 Games@Modesto: April 22-25, May 30-June 1, July 10-12, August 31-September 2

2009 Ports vs. Modesto

BATTERS	AVG	G	AB	R	H	2B	3B	HR	RBI	BB	IBB	SO	SB	CS	OBP	SLG	OPS	SF	SAC	HBP	GIDP	E
Affronti, Michael	.231	4	13	0	3	1	0	0	1	0	0	3	0	1	.286	.308	.593	0	1	1	0	0
*Barton, Daric	.000	1	4	0	0	0	0	0	0	0	0	0	0	0	.000	.000	.000	0	0	0	0	0
Carter, Yusuf	.317	11	41	8	13	2	1	2	6	3	0	14	0	0	.364	.561	.925	0	0	0	1	0
Cobb, Larry	.182	4	11	1	2	0	0	0	0	1	0	3	0	0	.308	.182	.490	0	0	1	0	2
Coleman, Dusty	.333	4	15	3	5	1	1	0	1	2	0	6	0	0	.444	.533	.978	0	0	1	0	0
Desme, Grant	.235	9	34	3	8	1	1	1	4	4	0	9	2	0	.350	.412	.762	0	0	2	0	0
*Dowling, Greg	.167	4	12	2	2	1	0	0	0	4	1	0	0	0	.375	.250	.625	0	0	0	1	0
Ellis, Mark	.000	2	4	0	0	0	0	0	0	1	0	1	0	0	.200	.000	.200	0	0	0	0	0
*Johnson, Todd	.286	15	56	6	16	2	0	1	5	5	0	13	0	1	.333	.375	.708	2	0	0	0	1
Ka'aihue, Kala	.000	3	9	1	0	0	0	0	0	3	0	5	0	0	.250	.000	.250	0	0	0	1	0
#Keough, Shane	.209	20	67	3	14	2	0	0	4	8	0	22	1	0	.293	.239	.532	0	0	0	0	1
Kleen, Steve	.306	9	36	5	11	2	0	0	5	4	1	6	0	0	.357	.361	.718	2	0	0	0	0
Love, Dante	.300	3	10	0	3	0	0	0	2	0	0	0	0	0	.300	.300	.600	0	1	0	0	0
#Martinez, Frank	.246	20	65	6	16	3	0	0	3	9	0	13	1	0	.347	.292	.639	0	2	1	0	6
*Mitchell, Jermaine	.230	20	74	5	17	3	0	2	7	8	0	27	0	1	.301	.351	.653	1	1	0	0	1
*Padron, Raul	.091	3	11	1	1	0	0	1	2	1	0	5	0	0	.167	.364	.530	0	0	0	0	0
Richard, Michael	.193	15	57	5	11	1	0	0	0	6	1	11	2	3	.281	.211	.492	0	1	1	0	3
Smith, Matt	.167	13	48	3	8	4	0	0	4	4	0	11	0	0	.241	.250	.491	1	0	1	1	2
*Spencer, Matthew	.167	6	24	3	4	2	0	1	3	1	0	3	0	1	.200	.375	.575	0	0	0	0	1
#Thomas, David	.214	5	14	1	3	1	0	0	2	1	0	2	0	0	.250	.286	.536	1	1	0	0	0
#Valdez, Alex	.063	4	16	0	1	0	0	0	2	0	0	3	0	0	.063	.063	.125	0	0	0	0	3
*Vitters, Christian	.211	10	38	6	8	3	3	0	5	0	0	8	0	0	.231	.447	.678	0	2	1	2	0
#Weeks, Jemile	.421	10	38	5	16	1	0	2	5	4	0	7	2	0	.488	.605	1.094	0	0	1	1	0
TEAM TOTAL	.232	21	697	67	162	30	6	10	61	69	3	172	8	7	.308	.336	.644	7	9	10	7	21

PITCHERS	W-L	ERA	G	GS	CG	SHO	SV	SVO	IP	H	R	ER	HR	HB	BB	IBB	SO	BK	WP	AVG	AB	SF	GF	HLD
Bell, Kristian	0-0	3.38	1	0	0	0	0	0	2.2	3	1	1	1	0	0	0	2	0	0	.273	11	0	1	0
*Capra, Anthony	0-0	5.40	1	1	0	0	0	0	5.0	6	4	3	0	0	3	0	6	1	1	.316	19	1	0	0
Carrigan, Andrew	0-0	0.00	1	0	0	0	0	0	1.0	1	0	0	0	0	0	0	1	0	0	.250	4	0	0	0
Currin, Pat	0-1	12.46	3	0	0	0	0	0	4.1	6	6	6	0	1	1	0	6	0	0	.316	19	0	0	1
Espinal, Leonardo	0-0	0.00	2	0	0	0	0	0	1.2	1	0	0	0	0	2	0	1	0	1	.200	5	0	2	0
*Figueroa, Pedro	0-2	4.34	3	3	0	0	0	0	18.2	20	9	9	1	0	8	1	14	0	3	.286	70	0	0	0
Friend, Justin	0-1	6.35	6	0	0	0	0	0	5.2	9	6	4	1	0	3	0	8	0	0	.346	26	0	2	1
*Gordon, Derrick	1-1	5.56	7	0	0	0	0	0	11.1	11	8	7	1	0	3	1	13	0	0	.250	44	1	3	1
*Haigwood, Daniel	1-0	1.29	1	1	0	0	0	0	7.0	1	1	1	1	0	0	0	7	0	0	.045	22	0	0	0
*Hernandez, Carlos	0-2	4.00	3	3	0	0	0	0	18.0	17	8	8	0	0	4	0	13	0	0	.258	66	1	0	0
Hodsdon, Scott	3-2	4.18	6	5	0	0	0	0	32.1	32	19	15	4	4	12	0	23	0	7	.260	123	2	0	0
*Hornbeck, Ben	0-1	6.75	2	1	0	0	0	0	8.0	13	6	6	0	0	0	0	8	0	2	.406	32	1	0	1
Hunton, Jon	0-0	0.00	3	0	0	0	1	1	5.2	2	0	0	0	0	2	1	10	0	2	.100	20	0	2	0
Italiano, Craig	0-0	5.40	1	1	0	0	0	0	5.0	4	3	3	0	0	4	0	6	0	2	.211	19	0	0	0
Kerfoot, Chad	0-0	0.00	1	0	0	0	0	0	2.0	0	0	0	0	0	0	0	2	0	0	.000	6	0	0	0
Leblanc Poirier, Mathieu	0-2	8.00	2	2	0	0	0	0	9.0	7	8	8	2	4	6	1	3	0	0	.241	29	1	0	0
Mitchinson, Scott	0-0	1.29	2	2	0	0	0	0	7.0	4	1	1	0	2	2	0	8	0	0	.167	24	0	0	0
Murray, Justin	0-1	3.00	1	0	0	0	0	1	3.0	3	3	1	0	1	0	0	1	0	0	.300	10	1	1	0
Ray, Jason	1-0	5.79	3	0	0	0	0	0	4.2	2	3	3	0	0	4	0	6	0	1	.143	14	0	1	0
Richmond, Jamie	0-0	3.38	2	0	0	0	0	0	2.2	4	1	1	1	0	1	0	2	0	0	.333	12	0	0	0
Ross, Tyson	0-2	8.10	2	2	0	0	0	0	10.0	15	9	9	2	2	2	0	6	0	0	.357	42	0	0	0
*Sewell, Lance	0-0	2.84	5	0	0	0	0	0	6.1	5	2	2	1	0	3	0	10	0	1	.227	22	0	4	0
Sharpe, Steven	0-0	0.00	1	0	0	0	0	0	1.0	0	0	0	0	0	0	0	1	0	0	.000	3	0	0	0
Storey, Mickey	0-0	6.75	3	0	0	0	0	0	4.0	7	3	3	2	0	1	0	9	0	0	.368	19	0	3	0
Thomas, Daniel	0-0	27.00	2	0	0	0	0	0	0.2	1	2	2	0	0	2	0	1	0	0	.333	3	0	1	0
*Walters, Nick	0-0	2.45	8	0	0	0	0	1	7.1	10	3	2	1	1	4	0	7	0	0	.323	31	0	1	0
TEAM TOTAL	6-15	4.65	21	21	0	0	1	3	184.0	184	106	95	18	15	67	4	174	1	20	.265	695	8	21	4

2009 Modesto Nuts

BATTERS	AVG	G	AB	R	H	2B	3B	HR	RBI	BB	IBB	SO	SB	CS	OBP	SLG	OPS	SF	SAC	HBP	GIDP	E
Baker, Jeff	.400	2	5	1	2	1	0	0	1	1	0	1	0	0	.500	.600	1.100	0	0	0	0	0
Beerer, Scott	.346	52	191	38	66	8	5	7	40	21	0	27	5	2	.413	.550	.963	3	0	3	3	0
*Blackmon, Charles	.307	133	550	87	169	34	7	7	69	39	1	83	30	13	.370	.433	.803	5	3	19	5	3
*Clark, Kevin	.241	12	29	4	7	3	0	0	4	3	0	9	1	0	.313	.345	.657	0	0	0	0	0
*Cox, Jay	.294	111	388	58	114	22	6	12	51	44	4	102	8	3	.369	.474	.843	3	3	4	4	3
*Cunningham, Jeff	.249	102	317	54	79	21	7	9	52	30	2	101	1	2	.319	.445	.764	7	1	6	6	12
*Davis, Lars	.233	93	348	36	81	12	2	1	34	15	1	80	2	2	.274	.287	.562	3	11	6	6	14
Goff, Andrew	.000	5	3	0	0	0	0	0	0	2	0	2	0	0	.400	.000	.400	0	0	0	0	0
Gomez, Hector	.275	83	338	39	93	21	4	7	46	15	1	68	10	4	.310	.423	.734	6	4	5	4	16
Gonzalez, Maikol	.282	111	369	59	104	15	7	2	42	43	3	60	19	7	.360	.377	.736	2	2	3	11	15
Mitchell, Michael	.226	118	340	48	77	10	1	1	34	31	0	75	24	7	.303	.271	.574	1	8	7	6	7
Nazario, Radames	.252	99	353	51	89	27	1	4	27	24	3	63	3	10	.325	.368	.693	2	11	15	8	16
Rauch, Austin	.120	11	25	0	3	1	0	0	0	3	0	10	1	0	.214	.160	.374	0	0	0	1	1
Repec, Matt	.297	94	344	53	102	30	2	11	62	27	0	94	7	3	.349	.491	.840	6	2	4	6	14
*Rike, Brian	.196	104	368	44	72	18	5	11	59	34	2	147	4	3	.271	.361	.632	8	9	7	7	7
Rosario, Wilin	.266	58	203	17	54	12	2	4	33	10	0	55	2	1	.297	.404	.701	5	3	1	4	7
Schaeffer, Warren	.218	70	165	21	36	5	1	2	20	8	0	38	3	1	.263	.297	.560	3	3	3	4	5
Van Kooten, Jason	.302	120	441	76	133	45	7	10	55	28	1	92	19	7	.351	.503	.854	5	5	8	6	20
TEAM TOTAL	.268	140	4777	686	1281	285	57	88	629	378	18	1107	139	65	.330	.407	.737	59	65	91	81	161

PITCHERS	W	L	ERA	G	GS	CG	SHO	SV	SVO	IP	H	R	ER	HR	HB	BB	IBB	SO	BK	WP	DP	AVG	AB	SF	GF	HLD
Baker, Craig	4	2	2.30	62	0	0	0	33	36	62.2	49	23	16	1	5	21	1	75	0	8	3	.212	231	2	52	0
Billings, Bruce	6	10	4.17	21	20	0	0	0	0	99.1	91	60	46	10	6	38	0	122	0	3	2	.238	383	2	0	0
*Cedeno, Xavier	1	2	4.32	16	0	0	0	0	2	16.2	15	10	8	0	0	9	0	21	0	1	0	.221	68	0	4	1
Chambliss, Austin	2	1	3.60	35	0	0	0	0	2	55.0	41	25	22	4	3	29	1	41	0	3	4	.205	200	1	5	7
*Durden, Brandon	3	4	4.05	11	11	1	0	0	0	66.2	77	35	30	7	3	12	0	33	0	3	11	.297	259	5	0	0
*Durst, Kenneth	4	13	5.25	28	28	0	0	0	0	152.2	163	98	89	13	7	59	0	95	1	15	10	.275	592	5	0	0
Escalona, Edgmer	2	0	2.48	28	0	0	0	0	1	32.2	25	10	9	3	2	7	0	34	0	3	2	.207	121	0	7	6
*Friedrich, Christian	3	2	2.54	14	14	0	0	0	0	74.1	59	25	21	3	5	28	0	93	0	12	2	.215	274	2	0	0
Graham, Connor	7	4	3.14	16	16	0	0	0	0	80.1	68	35	28	2	2	41	0	87	0	2	4	.225	302	1	0	0
Hollingsworth, Ethan	3	3	4.83	11	10	0	0	0	0	59.2	77	39	32	3	1	16	0	56	0	6	6	.312	247	4	0	1
Jarrett, Sean	5	4	4.64	46	0	0	0	0	5	66.0	82	44	34	3	6	15	1	56	0	5	2	.305	269	2	11	9
Lo, Ching Lung	1	1	3.86	16	2	0	0	0	0	30.1	30	15	13	1	2	11	1	25	0	3	1	.265	113	3	2	2
Luna, Carlos	1	1	5.52	22	0	0	0	0	0	29.1	35	20	18	3	1	12	1	24	0	4	1	.297	118	3	6	2
Malone, Chris	0	2	9.13	18	0	0	0	0	0	22.2	36	26	23	2	5	10	1	14	1	3	3	.367	98	1	9	2
Mattheus, Ryan	0	1	2.08	3	0	0	0	0	0	4.1	2	1	1	0	1	2	1	2	0	0	0	.133	15	0	2	1
*Reynolds, Matt	5	3	1.29	39	0	0	0	3	4	49.0	32	8	7	2	0	8	0	58	0	2	5	.190	168	0	14	11
Riordan, Cory	12	7	3.93	28	27	2	0	0	0	169.2	185	87	74	11	13	48	0	134	2	12	9	.274	674	3	0	0
Schaeffer, Warren	0	0	0.00	1	0	0	0	0	0	1.0	0	0	0	0	0	0	0	1	0	0	0	.000	3	0	1	0
*Smith, Greg	1	0	3.86	2	2	0	0	0	0	11.2	11	6	5	1	0	4	0	7	0	1	2	.250	44	0	0	0
Speier, Ryan	0	0	3.00	3	0	0	0	0	0	3.0	5	1	1	0	0	3	1	2	0	0	0	.455	11	0	1	0
Taylor, Randall	2	2	6.48	48	0	0	0	0	0	58.1	79	45	42	5	4	15	4	37	0	6	4	.324	244	2	16	6
Williamson, Joey	13	3	3.36	36	10	0	0	3	4	107.0	91	43	40	9	4	31	1	104	1	8	6	.230	396	4	7	1
TEAM TOTAL	75	65	4.02	140	140	3	6	39	54	1252.1	1253	656	559	83	70	419	13	1121	5	100	77	.259	4830	40	137	49

Rancho Cucamonga Quakes



Rancho Cucamonga Quakes
 8408 Rochester Ave.
 Rancho Cucamonga, CA 91730
 Phone: (909) 481-5000
 Fax: (909) 481-5005
 Website: www.rcquakes.com
 E-Mail: moreinfo@rcquakes.com
 Affiliate (Year): Los Angeles Angels of Anaheim (2001)
 Years in League: 1993-present



Front Office:

Operated by: Brett Sports & Entertainment
 General Manager: Grant Riddle
 Media Contact: Mike Lindskog, 509-869-5545,
 mlindskog@rcquakes.com

Field Staff:

Manager: Keith Johnson
 Hitting Coach: Damon Mashore
 Pitching Coach: Dan Ricabal
 Trainer: Mike Metcalf

2009 Record:

Overall: 61-79
 First Half: 30-40
 Second Half: 31-39

Broadcast Information:

Broadcaster: Mike Lindskog
 Games: 140
 Flagship Station: KSPA 1510 AM

Ports Hotel in Rancho Cucamonga:

Best Western Heritage Inn
 8179 Spruce Ave
 Rancho Cucamonga, CA 91730
 (909) 466-1111

Stadium Information:

The Epicenter (1993)
 Capacity: 6,615
 2009 Attendance: 266,773
 Dimensions: LF-330', CF-400', RF-330'

2010 Season Series:

3 Games@Stockton: July 17-19
 3 Games@Rancho Cucamonga: August 13-15

2009 Ports vs. Rancho Cucamonga

BATTERS	AVG	G	AB	R	H	2B	3B	HR	RBI	BB	IBB	SO	SB	CS	OBP	SLG	OPS	SF	SAC	HBP	GIDP	E
Carter, Yustuf	.385	3	13	0	5	1	0	0	1	0	0	4	0	0	.385	.462	.846	0	0	0	0	0
Coleman, Dusty	.313	4	16	2	5	0	0	1	2	0	0	6	0	1	.313	.500	.813	0	0	0	0	1
Desme, Grant	.333	3	9	3	3	1	0	2	2	2	1	4	0	0	.500	1.111	1.611	0	0	1	0	1
*Johnson, Todd	.300	4	10	0	3	0	0	0	3	3	0	0	0	1	.462	.300	.762	0	0	0	0	0
#Keough, Shane	.290	7	31	5	9	3	0	0	1	0	0	9	0	1	.290	.387	.677	0	1	0	2	1
Kleen, Steve	.375	4	16	2	6	2	0	1	6	1	0	2	0	0	.412	.688	1.099	0	0	0	0	0
#Martinez, Frank	.333	6	24	3	8	1	3	0	1	1	1	1	0	0	.360	.625	.985	0	0	0	1	3
*Mitchell, Jermaine	.238	7	21	6	5	0	0	0	1	4	0	2	0	0	.346	.238	.584	1	0	0	0	0
Ortiz, Gabriel	.214	4	14	1	3	1	0	0	0	2	0	7	0	1	.313	.286	.598	0	0	0	1	0
*Padron, Raul	.429	2	7	1	3	1	0	0	0	1	0	2	0	0	.500	.571	1.071	0	0	0	1	0
Richard, Michael	.353	5	17	1	6	1	0	0	2	1	0	2	0	0	.389	.412	.801	0	1	0	1	0
Smith, Matt	.158	5	19	3	3	0	0	1	4	0	0	4	0	0	.200	.316	.516	0	0	1	3	0
*Spencer, Matthew	.500	2	8	4	4	0	0	3	5	2	1	2	0	0	.600	1.625	2.225	0	0	0	0	0
#Thomas, David	.182	3	11	2	2	0	0	0	0	3	0	2	0	0	.400	.182	.582	0	0	1	1	0
#Valdez, Alex	.455	3	11	2	5	1	1	0	4	0	0	4	0	0	.455	.727	1.182	0	1	0	0	1
*Vitters, Christian	.100	3	10	1	1	0	0	1	2	2	0	4	0	0	.250	.400	.650	0	0	0	1	1
TEAM TOTAL	.300	7	237	36	71	12	4	9	34	22	3	55	0	4	.365	.498	.863	1	3	3	11	9

PITCHERS	W-L	ERA	G	GS	CG	SHO	SV	SVO	IP	H	R	ER	HR	HB	BB	IBB	SO	BK	WP	AVG	AB	SF	GF	HLD
Casilla, Santiago	0-0	0.00	1	1	0	0	0	0	1.0	0	0	0	0	0	0	0	0	0	0	.000	3	0	0	0
Currin, Pat	0-0	4.50	1	0	0	0	0	0	2.0	5	1	1	1	0	2	0	1	0	0	.556	9	0	0	0
*Figueroa, Pedro	0-0	0.00	1	1	0	0	0	0	6.0	2	0	0	0	0	7	0	7	0	0	.111	18	0	0	0
Friend, Justin	0-0	0.00	1	0	0	0	0	0	2.0	2	0	0	0	0	1	0	1	0	0	.286	7	0	0	0
*Gordon, Derrick	0-0	5.40	2	0	0	0	0	0	3.1	4	2	2	1	0	0	0	4	0	0	.308	13	0	1	0
*Haigwood, Daniel	0-0	7.20	1	1	0	0	0	0	5.0	4	4	4	0	1	3	0	4	1	0	.222	18	1	0	0
Hodsdon, Scott	0-1	7.36	2	2	0	0	0	0	11.0	18	9	9	2	0	4	0	11	0	0	.383	47	1	0	0
*Hornbeck, Ben	1-0	4.91	2	0	0	0	0	1	3.2	1	2	2	1	1	2	0	4	0	0	.091	11	0	0	0
Kerfoot, Chad	1-0	0.00	2	0	0	0	0	0	2.2	1	0	0	0	0	0	0	1	0	0	.125	8	0	1	0
Leblanc Poirier, Mathieu	0-0	4.15	1	0	0	0	0	0	4.1	6	3	2	0	0	2	0	2	1	1	.353	17	0	0	0
Murray, Justin	0-1	17.18	1	0	0	0	0	0	3.2	7	7	7	2	0	3	1	1	0	0	.412	17	0	0	0
*Ramos, Julio	0-1	5.40	1	1	0	0	0	0	5.0	6	3	3	0	0	1	0	2	0	0	.286	21	0	0	0
Ray, Jason	0-0	0.00	2	0	0	0	1	1	2.0	1	0	0	0	1	0	0	1	0	0	.167	6	1	2	0
Richmond, Jamie	0-0	10.80	1	0	0	0	0	0	1.2	3	3	2	1	0	0	0	2	0	0	.300	10	0	0	0
Ross, Tyson	0-0	9.00	1	1	0	0	0	0	2.0	3	2	2	0	0	4	0	0	0	0	.500	6	1	0	0
Sattler, Daniel	0-1	81.00	2	0	0	0	0	1	0.1	3	3	3	1	0	1	0	0	0	0	.750	4	0	1	1
*Sewell, Lance	0-0	3.86	3	0	0	0	0	0	2.1	3	1	1	1	0	4	0	5	0	1	.300	10	0	1	0
*Walters, Nick	1-0	11.57	2	0	0	0	0	0	2.1	1	3	3	0	1	2	0	1	0	1	.125	8	0	1	0
TEAM TOTAL	3-4	6.12	7	7	0	0	1	3	60.1	70	43	41	10	4	36	1	47	2	3	.300	233	4	7	1

2009 Rancho Cucamonga Quakes

BATTERS	AVG	G	AB	R	H	2B	3B	HR	RBI	BB	IBB	SO	SB	CS	OBP	SLG	OPS	SF	SAC	HBP	GIDP	E
Bressoud, C.J.	1.000	1	2	1	2	0	0	0	1	0	0	0	0	0	1.000	1.000	2.000	0	0	0	0	0
Brossman, Jay	.245	71	245	32	60	15	1	10	45	21	0	52	4	2	.314	.437	.751	5	4	6	7	7
#Colmenares, Carlos	.298	93	302	43	90	21	6	0	29	26	1	53	8	6	.356	.407	.764	1	11	2	7	13
Estrella, Hector	.263	90	315	48	83	14	3	4	45	42	1	52	9	6	.356	.365	.721	3	1	5	8	6
#Fuller, Clay	.232	129	452	89	105	18	4	9	48	71	0	127	30	8	.341	.350	.690	5	10	6	6	6
Guerrero, Vladimir	.500	2	6	2	3	2	0	0	2	0	0	1	0	0	.500	.833	1.333	0	0	0	0	0
Hunter, Torii	.333	3	9	3	3	0	0	1	3	3	0	2	1	0	.500	.667	1.167	0	0	0	0	0
*Kiniy, Rian	.236	31	89	9	21	4	1	0	7	10	0	22	5	1	.313	.303	.617	0	2	0	0	1
*Long, Matt	.250	5	16	1	4	1	0	1	2	1	0	3	0	0	.294	.500	.794	0	0	0	0	0
*Moore, Jeremy	.279	124	470	61	131	20	12	11	58	34	2	144	17	13	.330	.443	.773	4	4	4	6	8
*Navarro, Efren	.287	130	481	64	138	32	3	5	61	53	2	72	3	2	.360	.397	.757	2	1	3	13	13
Nieves, Abel	.266	42	139	23	37	5	3	3	17	26	0	38	0	3	.386	.410	.796	0	0	1	3	3
Norman, Anthony	.238	27	80	13	19	4	3	2	12	7	0	15	0	0	.326	.438	.764	1	1	4	0	1
Perez, Julio	.265	82	310	46	82	17	3	10	51	16	2	74	8	6	.299	.435	.735	6	2	2	9	7
Phillips, P.J.	.233	126	455	51	106	23	5	10	56	25	1	113	23	12	.274	.371	.645	6	5	3	7	23
Ramos, Kevin		1	0	0	0	0	0	0	0	0	0	0	0	0				0	0	0	0	0
*Rife, Jake	.253	31	87	10	22	7	1	0	11	3	0	24	2	0	.298	.356	.654	1	0	3	1	4
#Romine, Andrew	.278	131	479	68	133	13	9	1	36	51	1	83	26	11	.351	.349	.699	4	16	5	7	20
Rosario, Alberto	.232	104	314	38	73	15	4	0	35	13	0	43	9	4	.279	.306	.585	2	6	8	6	12
Rosenbaum, Chris	.319	31	69	13	22	1	0	1	7	11	0	14	1	2	.442	.377	.819	1	0	5	2	1
*Sweeney, Matthew	.299	58	211	39	63	17	1	9	44	26	2	37	2	0	.379	.517	.896	1	1	2	0	6
*Walker, Brian	.291	38	117	10	34	7	0	5	21	6	1	40	1	2	.323	.479	.801	3	2	1	2	3
TEAM TOTAL	.265	140	4648	664	1231	236	59	82	591	445	13	1009	149	78	.334	.394	.728	45	66	60	84	150

PITCHERS	W	L	ERA	G	GS	CG	SHO	SV	SVO	IP	H	R	ER	HR	HB	BB	IBB	SO	BK	WP	DP	AVG	AB	SF	GF	HLD
*Anton, Michael	1	0	3.00	3	2	0	0	1	1	15.0	14	7	5	0	2	0	16	0	1	0	.241	58	0	1	0	
Brasier, Ryan	5	4	5.23	27	14	0	0	0	3	98.0	103	63	57	17	1	32	0	93	1	8	8	.270	382	4	5	0
Carrona, Ismael	0	8	5.74	42	0	0	0	20	26	42.1	45	28	27	5	9	26	1	55	2	5	3	.274	164	1	35	1
Escobar, Kelvin	0	0	0.00	2	2	0	0	0	0	10.2	2	1	0	0	1	0	12	0	0	0	.059	34	0	0	0	
*Fish, Robert	1	6	6.39	16	13	0	0	0	0	69.0	94	59	49	12	9	28	0	54	0	3	6	.331	284	2	0	1
*Flores, Manuel	2	3	4.32	6	6	0	0	0	0	33.1	44	23	16	4	0	3	0	19	0	1	2	.310	142	0	0	0
Geltz, Steven	7	1	3.76	34	0	0	0	0	2	64.2	52	29	27	7	2	32	1	73	0	3	4	.225	231	4	6	4
Haynes, Jeremy	0	5	4.36	39	0	0	0	0	1	66.0	64	45	32	3	2	51	1	67	1	17	7	.255	251	2	8	5
Howard, Cephas	0	1	18.00	5	0	0	0	0	0	4.0	8	8	8	0	0	5	0	3	0	1	1	.421	19	0	2	0
Jimenez, Esmerlin	2	3	8.14	10	9	0	0	0	0	42.0	71	42	38	7	5	28	0	26	0	4	8	.413	172	4	0	0
Kenney, Michael	1	7	5.54	36	11	0	0	0	2	87.2	102	56	54	12	5	40	0	66	0	4	6	.293	348	5	7	7
Kiely, Tim	5	5	4.44	12	12	1	0	0	0	73.0	85	42	36	7	2	8	0	44	0	0	4	.286	297	2	0	0
Kohn, Michael	2	0	0.94	22	0	0	0	3	4	28.2	13	3	3	0	0	14	0	43	0	2	1	.141	92	1	14	4
Leon, Sammy	2	2	10.80	15	0	0	0	0	1	18.1	25	25	22	3	3	13	0	19	0	0	0	.313	80	0	5	2
Lopez, Baudilio	0	0	0.00	1	0	0	0	0	0	1.0	1	0	0	0	0	1	0	2	0	0	0	.333	3	0	1	0
Loux, Shane	0	0	0.00	1	1	0	0	0	0	1.0	1	0	0	0	0	2	0	0	0	1	0	.250	4	0	0	0
McKiernan, Eddie	5	4	3.81	45	0	0	0	4	7	56.2	60	30	24	6	3	22	1	52	0	4	4	.269	223	3	26	6
*Miller, Jayson	6	10	5.09	26	25	0	0	0	0	141.1	180	91	80	15	4	24	0	87	0	3	12	.314	574	6	0	0
Nabors, Kevin	0	1	6.98	16	0	0	0	0	0	19.1	23	16	15	2	3	10	0	21	0	0	1	.303	76	1	5	4
Norman, Anthony	0	0	0.00	1	0	0	0	0	0	1.1	0	0	0	0	0	2	0	0	0	0	0	.000	3	0	1	0
Pugliese, Nick	0	0	7.04	6	0	0	0	0	0	7.2	8	7	6	2	0	5	0	7	0	1	0	.250	32	0	3	2
*Reckling, Trevor	1	2	0.95	3	3	0	0	0	0	19.0	9	3	2	2	0	3	0	16	0	0	2	.138	65	0	0	0
Santana, Ervin	0	0	5.79	1	1	0	0	0	0	4.2	4	3	3	2	0	0	0	3	0	0	0	.222	18	0	0	0
Schoeneringer, Tim	1	1	4.15	5	5	0	0	0	0	21.2	28	10	10	4	2	7	0	15	0	0	2	.315	89	0	0	0
Shoemaker, Matt	1	0	3.12	3	3	0	0	0	0	17.1	14	7	6	2	0	1	0	13	0	0	1	.212	66	0	0	0
*Taylor, Andrew	1	0	9.53	5	0	0	0	0	0	5.2	8	8	6	2	0	8	0	8	0	1	0	.320	25	0	0	0
Thorne, Jeremy	4	8	4.83	14	14	0	0	0	0	82.0	101	50	44	11	2	29	0	49	1	6	9	.310	326	2	0	0
Tobin, Mason	0	0	0.00	3	0	0	0	1	2	2.2	2	4	0	0	0	2	0	2	0	0	0	.167	12	0	2	0
*Torres, Alexander	10	3	2.74	21	19	0	0	0	0	121.1	93	43	37	4	6	63	0	124	1	9	16	.217	429	2	1	0
Towns, Jordan	0	3	8.74	9	0	0	0	0	0	11.1	18	13	11	2	1	7	0	9	0	0	1	.346	52	1	1	0
Wilding, Taylor	4	2	3.43	39	0	0	0	3	7	57.2	52	25	22	5	4	16	1	55	0	3	3	.237	219	1	15	5
TEAM TOTAL	61	79	4.69	140	140	1	6	32	56	1224.1	1324	741	638	136	66	485	5	1053	6	77	101	.278	4770	41	138	41

San Jose Giants



San Jose Giants

588 East Alma Ave
San Jose, CA 95112
Phone: (408) 297-1435
Fax: (408) 297-1453
Website: www.sjgiants.com
E-Mail: info@sjgiants.com

Affiliate (Year): San Francisco Giants (1988)
Years in League: 1942, 1947-58, 1962-76, 1979-83,
1984-present



Front Office:

Operated by: Progress Sport Management
General Manager: Mark Wilson
Media Contact: Juliana Paoli, 408-297-1435,
juliana@sjgiants.com

Field Staff:

Manager: Brian Harper
Hitting Coach: Gary Davenport
Pitching Coach: Jerry Cram
Trainer: L.J. Petra

2009 Record:

Overall: 93-47
First Half: 42-28
Second Half: 51-19

Broadcast Information:

Broadcaster: Joe Ritzo
Type: Internet: www.sjgiants.com
Games: 140

Ports Hotel in San Jose:

Pruneyard Plaza
1995 South Bascom Ave
Campbell, CA 95008
(800) 559-4344

Stadium Information:

Municipal Stadium (1942)
Capacity: 5,208
2009 Attendance: 211,054
Dimensions: LF-320', CF-390', RF-320'

2010 Season Series:

14 Games@Stockton: May 4-6, May 26-29, July 7-9,
August 27-30
12 Games@San Jose: April 26-28, July 20-22, August
3-5, August 21-23

2009 Ports vs. San Jose

BATTERS	AVG	G	AB	R	H	2B	3B	HR	RBI	BB	IBB	SO	SB	CS	OBP	SLG	OPS	SF	SAC	HBP	GIDP	E
Affronti, Michael	.136	6	22	0	3	1	0	0	1	0	0	3	0	1	.174	.182	.356	0	0	1	2	1
Carter, Yusuf	.313	25	96	14	30	2	1	2	16	9	0	26	1	1	.364	.417	.781	2	0	0	3	1
Cobb, Larry	.000	2	4	0	0	0	0	0	0	0	0	2	0	0	.000	.000	.000	0	0	0	0	0
Coleman, Dusty	.150	6	20	2	3	0	0	0	3	3	0	8	2	1	.261	.150	.411	0	0	0	0	1
Desme, Grant	.328	18	61	12	20	1	0	6	14	10	1	18	5	0	.417	.639	1.056	1	0	0	2	2
*Dowling, Greg	.071	8	28	1	2	0	0	0	0	3	1	10	0	0	.161	.071	.233	0	0	0	1	0
*Johnson, Todd	.228	26	92	8	21	5	0	1	12	6	0	19	0	0	.273	.315	.588	1	0	0	1	1
Ka'aihue, Kala	.118	5	17	3	2	0	0	1	3	2	0	9	0	0	.211	.294	.505	0	0	0	0	0
#Keough, Shane	.200	30	105	8	21	0	0	1	6	9	0	36	2	1	.261	.229	.489	1	1	0	4	3
Kleen, Steve	.344	18	61	12	21	3	0	4	9	10	0	12	0	1	.461	.590	1.051	1	0	4	1	1
Love, Dante	.000	3	9	0	0	0	0	0	1	1	0	1	0	0	.100	.000	.100	0	0	0	0	0
#Martinez, Frank	.212	28	99	7	21	3	1	1	10	7	0	16	3	3	.262	.293	.555	1	2	0	3	11
*Mitchell, Jermaine	.268	32	112	10	30	0	2	0	7	15	0	34	4	4	.352	.304	.655	1	1	0	2	0
*Padron, Raul	.200	2	10	2	2	0	0	0	1	0	0	1	0	0	.200	.200	.400	0	0	0	1	1
*Putnam, Danny	.091	3	11	1	1	1	0	0	1	1	0	2	0	0	.167	.182	.348	0	0	0	1	0
Richard, Michael	.195	23	82	19	16	3	0	1	6	14	0	16	5	3	.333	.268	.602	0	4	3	5	8
Smith, Matt	.244	25	82	5	20	2	0	2	8	10	0	15	0	0	.326	.341	.668	0	0	0	4	4
*Spencer, Matthew	.241	8	29	4	7	1	0	3	7	2	0	4	1	0	.290	.586	.877	0	0	0	0	0
#Thomas, David	.269	7	26	1	7	1	0	0	0	0	0	7	0	0	.269	.308	.577	0	0	0	0	0
#Valdez, Alex	.042	7	24	1	1	0	0	0	0	0	0	5	0	0	.042	.042	.083	0	0	0	0	2
*Vitters, Christian	.164	18	61	6	10	2	0	1	5	5	0	21	1	0	.224	.246	.470	1	1	0	1	5
#Weeks, Jemile	.273	14	55	9	15	3	0	1	3	7	0	12	1	1	.365	.382	.747	0	1	1	3	1
TEAM TOTAL	.229	34	1106	125	253	28	4	24	113	114	2	277	25	16	.304	.326	.630	9	10	9	34	47

PITCHERS	W-L	ERA	G	GS	CG	SHO	SV	SVO	IP	H	R	ER	HR	HB	BB	IBB	SO	BK	WP	AVG	AB	SF	GF	HLD
Bell, Kristian	0-0	3.86	2	0	0	0	0	0	2.1	1	1	1	0	0	1	0	3	0	0	.125	8	0	1	0
*Capra, Anthony	1-0	3.06	3	3	0	0	0	0	17.2	15	6	6	3	0	8	0	20	0	1	.246	61	1	0	0
Carrigan, Andrew	0-0	9.00	1	0	0	0	0	0	1.0	0	1	1	0	0	3	0	1	0	0	.000	2	1	0	1
Currin, Pat	0-1	8.53	6	0	0	0	0	1	6.1	9	7	6	2	1	0	0	2	0	0	.321	28	1	2	1
Duchscherer, Justin	0-0	0.00	1	1	0	0	0	0	2.0	0	0	0	0	0	0	0	2	0	0	.000	6	0	0	0
Espinal, Leonardo	0-2	10.13	8	0	0	0	1	2	8.0	12	13	9	0	4	6	1	7	0	3	.343	35	0	4	0
*Figueroa, Pedro	0-1	0.82	2	2	0	0	0	0	11.0	7	2	1	1	0	6	0	13	0	0	.171	41	0	0	0
Friend, Justin	0-3	3.45	10	0	0	0	1	2	15.2	12	10	6	1	2	9	0	14	0	1	.207	58	2	4	2
*Gordon, Derrick	0-1	1.93	9	0	0	0	0	0	18.2	11	9	4	0	1	7	0	20	0	1	.164	67	1	1	2
*Haigwood, Daniel	0-1	6.39	3	2	0	0	0	0	12.2	14	12	9	1	1	10	0	11	0	1	.304	46	0	0	0
*Hernandez, Carlos	2-1	1.82	4	4	0	0	0	0	24.2	20	9	5	1	0	7	0	20	0	1	.215	93	1	0	0
Hodsdon, Scott	1-2	4.44	6	3	0	0	0	0	24.1	31	17	12	3	2	7	0	20	0	0	.313	99	1	1	0
*Hornbeck, Ben	1-2	2.76	6	2	0	0	0	0	16.1	14	6	5	0	1	8	2	22	0	1	.233	60	0	2	1
Hurton, Jon	1-0	4.15	2	0	0	0	0	0	4.1	5	2	2	0	0	1	0	6	0	2	.278	18	0	0	0
Italiano, Craig	2-2	3.41	6	6	0	0	0	0	29.0	23	15	11	1	6	16	0	30	0	3	.213	108	2	0	0
Kerfoot, Chad	0-0	10.13	3	0	0	0	0	0	5.1	12	7	6	3	0	2	0	4	0	0	.429	28	0	1	0
Leblanc Poirier, Mathieu	0-0	2.89	2	2	0	0	0	0	9.1	7	4	3	1	1	6	0	9	0	3	.206	34	0	0	0
Madsen, Michael	0-0	0.00	1	1	0	0	0	0	3.0	0	0	0	0	0	2	0	3	0	0	.000	8	0	0	0
Mitchinson, Scott	0-2	3.71	4	3	0	0	0	0	17.0	15	10	7	1	5	7	2	19	0	0	.231	65	0	0	0
Murray, Justin	0-0	0.00	1	1	0	0	0	0	3.0	2	3	0	0	0	1	0	4	0	0	.182	11	1	0	0
Ray, Jason	0-1	3.18	4	0	0	0	0	0	5.2	3	2	2	0	1	3	0	4	0	1	.150	20	0	0	2
Richmond, Jamie	1-0	3.86	3	0	0	0	0	0	4.2	4	2	2	0	0	0	0	8	0	0	.222	18	0	1	1
Ross, Tyson	0-2	4.19	4	4	0	0	0	0	19.1	22	11	9	3	2	7	1	14	0	1	.278	79	0	0	0
*Sewell, Lance	0-0	7.04	6	0	0	0	0	0	7.2	7	6	6	2	0	7	0	12	0	2	.233	30	0	3	1
Sharpe, Steven	1-0	0.00	2	0	0	0	0	0	4.1	0	0	0	0	0	0	0	6	0	0	.000	13	0	1	0
Storey, Mickey	0-1	3.52	7	0	0	0	3	4	7.2	7	3	3	0	0	3	0	7	0	0	.250	28	0	7	0
Thomas, Daniel	0-1	10.12	3	0	0	0	1	2	2.2	6	5	3	2	0	1	0	5	0	0	.400	15	0	3	0
*Walters, Nick	0-1	6.55	14	0	0	0	0	1	11.0	9	8	8	1	1	8	0	9	0	2	.225	40	0	3	4
TEAM TOTAL	10-24	3.88	34	34	0	0	6	12	294.2	268	171	127	26	28	136	6	295	0	23	.239	1119	11	34	15

2009 San Jose Giants

BATTERS	AVG	G	AB	R	H	2B	3B	HR	RBI	BB	IBB	SO	SB	CS	OBP	SLG	OPS	SF	SAC	HBP	GIDP	E
#Ambort, Michael	.302	29	106	13	32	7	0	1	11	3	0	17	0	0	.333	.396	.730	0	0	2	3	1
Aurilia, Rich	.100	3	10	1	1	0	0	1	2	2	0	1	0	0	.308	.400	.708	0	0	1	0	1
Bocock, Brian	.241	97	386	56	93	25	2	3	48	36	0	96	6	7	.303	.339	.642	6	1	1	10	21
*Copeland, Ben	.240	6	25	1	6	3	0	0	1	2	1	3	0	0	.296	.360	.656	0	0	0	1	1
*Copeland, Ben	.294	8	34	2	10	4	0	0	1	2	1	5	0	0	.333	.412	.745	0	0	0	1	1
*Crawford, Brandon	.371	25	105	21	39	2	2	6	17	10	0	32	2	4	.445	.600	1.045	0	0	4	1	3
Ford, Darren	.300	101	380	81	114	17	9	9	50	49	1	97	35	12	.386	.463	.849	3	3	6	4	5
#Frias, Vladimir	.196	16	56	8	11	1	0	0	5	6	0	13	2	2	.286	.214	.500	0	1	1	2	2
*Gillaspie, Conor	.286	126	469	62	134	31	2	4	67	55	2	68	2	3	.364	.386	.750	1	2	3	6	27
Graham, Tyler	.272	73	287	53	78	6	1	9	40	24	0	62	28	8	.334	.394	.728	2	3	4	4	0
*Jordan, Shane	.237	64	156	20	37	5	2	0	11	14	0	25	5	4	.304	.295	.599	0	4	1	0	1
*Kieschnick, Roger	.296	131	517	86	153	37	8	23	110	36	2	130	9	1	.345	.532	.876	5	0	5	6	2
#Kline, Trent	.200	38	110	4	22	5	0	0	10	11	0	21	0	1	.280	.245	.525	2	1	2	2	4
Lormand, Ryan	.233	50	159	25	37	10	3	1	15	12	0	34	6	1	.299	.352	.651	0	1	3	5	7
Lowenstein, Aaron	.243	26	74	14	18	1	1	0	8	7	0	16	0	0	.309	.284	.592	0	4	0	2	2
Maroul, David	.241	35	108	15	26	8	0	5	19	9	0	42	1	1	.305	.454	.759	0	2	1	1	3
Neal, Thomas	.337	129	475	102	160	41	4	22	90	65	1	98	3	0	.431	.579	1.010	3	0	16	12	2
*Noonan, Nick	.259	124	459	82	119	26	8	7	64	48	1	97	9	5	.330	.397	.727	9	9	5	5	16
Posey, Buster	.326	80	291	63	95	23	0	13	58	45	0	45	6	0	.428	.540	.967	2	0	8	6	2
Rojas, Nestor	.293	27	92	11	27	8	0	3	18	11	0	22	0	0	.375	.478	.853	0	1	1	2	2
#Stromsmoe, Skylar	.267	44	101	17	27	7	1	2	15	10	0	19	1	0	.345	.416	.761	2	3	3	2	5
#Torres, Andres	.100	3	10	0	1	1	0	0	0	0	0	5	0	0	.100	.200	.300	0	0	0	0	0
Villalora, Angel	.267	74	292	47	78	11	0	9	42	9	2	73	0	1	.306	.397	.704	1	0	8	7	9
#Zambrano, Eliezer	.000	2	2	0	0	0	0	0	0	0	0	0	0	0	.000	.000	.000	0	0	0	1	0
Ziegler, C.J.	.263	45	160	21	42	9	0	5	28	16	0	35	0	0	.324	.413	.737	3	0	0	7	4
TEAM TOTAL	.280	140	4830	803	1350	284	43	123	729	480	10	1051	115	50	.351	.433	.784	39	35	75	89	128

PITCHERS	W	L	ERA	G	GS	CG	SHO	SV	SVO	IP	H	R	ER	HR	HB	BB	IBB	SO	BK	WP	DP	AVG	AB	SF	GF	HLD
Alderson, Tim	1	1	4.15	5	5	0	0	0	0	26.0	31	12	12	4	1	3	0	20	0	0	2	.292	106	0	0	0
*Barnes, Scott	12	3	2.85	18	18	0	0	0	0	98.0	82	36	31	7	9	29	0	99	0	5	9	.227	361	1	0	0
Brewer, T.J.	4	2	4.02	32	6	0	0	1	2	71.2	85	35	32	7	4	24	2	82	0	7	10	.304	280	2	10	4
Broshuis, Garrett	6	1	2.15	13	7	0	0	0	0	58.2	45	15	14	2	2	8	0	33	0	1	3	.220	205	3	1	1
*Bumgarner, Madison	3	1	1.48	5	5	0	0	0	0	24.1	20	10	4	0	2	4	0	23	0	0	4	.217	92	2	0	0
*Clark, Craig	16	2	2.86	26	25	0	0	0	0	147.2	131	53	47	19	5	36	0	135	0	7	8	.237	553	4	1	0
Cova, Rafael	0	0	0.00	12	0	0	0	8	8	11.0	5	2	0	0	0	12	0	19	0	2	1	.128	39	0	9	1
Cowart, Adam	2	2	7.56	9	0	0	0	0	1	16.2	31	17	14	3	0	5	0	8	0	0	2	.397	78	0	3	0
Edlefsen, Steve	1	1	0.96	21	0	0	0	7	7	28.0	15	4	3	1	0	13	1	40	0	1	1	.149	101	0	16	1
Lively, Mitch	0	0	5.23	16	0	0	0	0	0	20.2	25	13	12	6	0	15	0	20	0	2	0	.305	82	0	4	4
Martinez, Joe	0	0	2.45	2	2	0	0	0	0	7.1	3	2	2	1	0	2	0	7	0	0	0	.125	24	0	0	0
Mixon, David	3	1	3.29	39	2	0	0	2	3	63.0	52	24	23	3	5	22	0	53	0	6	8	.227	229	0	11	6
Musgrave, Mike	0	0	15.68	13	0	0	0	0	0	10.1	20	18	18	0	3	13	0	13	0	6	1	.417	48	1	4	1
Nicholson, Kyle	4	0	2.93	7	7	0	0	0	0	40.0	46	17	13	3	4	11	0	30	0	1	2	.291	158	1	0	0
Odle, Oliver	8	12	5.37	23	21	0	0	0	0	117.1	159	82	70	19	3	24	0	79	0	3	10	.329	483	4	0	0
*Oseguera, Paul	7	7	3.77	17	17	1	1	0	0	105	91	46	44	9	5	21	0	97	0	6	9	.234	389	1	0	0
Quirarte, Edwin	0	3	4.57	16	0	0	0	4	5	21.2	27	13	11	1	0	5	0	18	0	1	0	.310	87	1	11	1
*Rodriguez, Wilmin	4	1	2.72	48	0	0	0	3	3	59.2	44	20	18	1	2	25	1	50	0	6	8	.209	211	3	10	11
Romo, Sergio	0	0	0.00	3	1	0	0	0	0	4.2	2	0	0	0	0	2	0	6	0	0	0	.133	15	0	0	1
*Runzler, Dan	1	0	0.84	19	0	0	0	5	5	21.1	8	3	2	1	0	4	0	26	0	0	1	.104	77	0	12	2
Sadowski, Ryan	1	0	0.00	1	1	0	0	0	0	6.0	5	1	0	0	0	1	0	8	0	0	0	.217	23	0	0	0
Shaver, Ryan	2	0	0.00	11	0	0	0	0	2	16.2	9	0	0	0	1	9	0	16	0	0	4	.167	54	0	0	2
*Tanner, Clayton	12	6	3.17	26	23	0	0	0	0	139.1	132	62	49	18	5	42	0	121	0	5	17	.254	520	5	1	1
Turpen, Daniel	4	2	1.24	46	0	0	0	7	11	65.1	56	15	9	1	4	22	2	55	0	3	7	.234	239	4	27	10
Webb, Trey	1	1	2.66	19	0	0	0	2	2	23.2	13	7	7	2	1	19	0	18	0	0	2	.171	76	3	7	6
Whitaker, Craig	1	1	3.89	26	0	0	0	0	0	41.2	25	19	18	0	8	30	2	33	0	9	8	.179	140	0	12	2
TEAM TOTAL	93	47	3.27	140	140	1	13	39	49	1245.2	1162	526	452	108	64	401	8	1109	0	71	117	.249	4670	35	139	54

Visalia Rawhide



Visalia Rawhide

300 North Giddings Ave
Visalia, CA 93291
Phone: (559) 732-4433
Fax: (559) 739-7732

Website: www.rawhidebaseball.com
E-Mail: info@rawhidebaseball.com

Affiliate (Year): Arizona Diamondbacks (2007)
Years in League: 1946-1962, 1968-75, 1977-present



Front Office:

Operated by: Top of the Third, Inc.
General Manager: Tom Seidler
Media Contact: Mark Freeman, 559-732-4433
mark@rawhidebaseball.com

Broadcast Information:

Broadcaster: Donny Baarns, Mark Freeman
Games: 140
Flagship Station: KJUG 1270 AM

Stadium Information:

Recreation Park (1946)
Capacity: 1,700
2009 Attendance: 105,405
Dimensions: LF-320', CF-405', RF-320'

Field Staff:

Manager: Aldo Vicente
Hitting Coach: Alan Zinter
Pitching Coach: Erik Sabel
Trainer: Nik Oldroyd

Ports Hotel in Bakersfield:

Lamp Light Inn
3300 West Mineral King
Visalia, CA 93291
(559) 732-4511

2010 Season Series:

14 Games@Stockton: April 15-18, May 21-24, June 17-19, July 14-16
14 Games@Visalia: April 8-11, June 3-6, July 1-3, July 23-25.

2009 Record:

Overall: 64-76
First Half: 39-31
Second Half: 25-45

2009 Ports vs. Visalia

BATTERS	AVG	G	AB	R	H	2B	3B	HR	RBI	BB	IBB	SO	SB	CS	OBP	SLG	OPS	SF	SAC	HBP	GIDP	E
Affronti, Michael	.000	1	3	0	0	0	0	0	0	0	0	1	0	0	.250	.000	.250	0	0	1	0	1
Carter, Yusuf	.256	13	43	11	11	2	1	1	9	8	0	7	1	0	.365	.419	.784	1	0	0	2	1
Cobb, Larry	.250	6	20	2	5	0	0	1	2	2	0	5	0	2	.375	.400	.775	0	0	2	0	0
Coleman, Dusty	.091	3	11	2	1	0	0	0	1	2	0	4	0	0	.286	.091	.377	0	0	1	1	0
Desme, Grant	.231	6	26	6	6	2	0	3	7	2	0	12	0	2	.286	.654	.940	0	0	0	1	0
Green, Grant	.273	3	11	1	3	0	0	0	0	1	0	3	1	0	.333	.273	.606	0	0	0	0	0
*Johnson, Todd	.260	19	73	6	19	4	1	1	10	5	0	16	0	0	.313	.384	.696	1	0	1	3	2
Ka'aihue, Kala	.200	3	10	3	2	1	0	1	2	3	0	3	0	0	.385	.600	.985	0	0	0	0	1
#Keough, Shane	.259	22	81	8	21	6	0	0	8	5	0	26	1	1	.299	.333	.632	1	0	0	2	4
Kleen, Steve	.444	10	36	5	16	1	0	0	8	6	0	4	0	0	.535	.472	1.007	0	0	1	2	1
Love, Dante	.111	3	9	0	1	0	0	0	1	1	0	3	0	0	.200	.111	.311	0	0	0	0	0
#Martinez, Frank	.206	18	68	6	14	6	0	0	6	4	0	15	1	0	.250	.294	.544	0	0	0	4	4
*Mitchell, Jermaine	.158	17	57	8	9	2	1	0	3	9	0	22	4	1	.269	.228	.497	1	0	0	0	0
Ortiz, Gabriel	.357	4	14	4	5	1	0	0	1	1	0	4	3	0	.400	.429	.829	0	0	0	1	2
*Padron, Raul	.233	12	43	6	10	0	0	2	8	2	0	12	0	0	.277	.372	.649	1	0	1	1	1
Richard, Michael	.339	19	62	16	21	2	0	0	2	16	0	8	8	0	.481	.371	.852	0	0	1	1	5
Smith, Matt	.186	13	43	3	8	1	1	0	4	6	0	10	1	0	.286	.256	.542	0	0	0	0	1
*Spencer, Matthew	.308	6	26	4	8	1	0	3	9	0	0	2	0	0	.308	.692	1.000	0	0	0	1	1
#Thomas, David	.267	12	45	6	12	1	1	0	8	4	0	10	2	1	.327	.333	.660	0	2	0	1	0
#Valdez, Alex	.400	5	15	6	6	2	0	1	1	3	0	2	1	0	.500	.733	1.233	0	0	0	0	3
*Vitters, Christian	.259	15	58	7	15	2	0	4	10	6	0	9	0	1	.328	.500	.828	0	0	0	4	2
#Weeks, Jemile	.250	4	12	2	3	0	0	1	4	5	0	3	0	0	.471	.500	.971	0	0	0	1	0
TEAM TOTAL	.256	23	766	112	196	34	5	18	104	91	0	181	23	8	.339	.384	.723	5	2	8	25	33

PITCHERS	W-L	ERA	G	GS	CG	SHO	SV	SVO	IP	H	R	ER	HR	HB	BB	IBB	SO	BK	WP	AVG	AB	SF	GF	HLD
Bell, Kristian	0-0	0.00	1	0	0	0	0	0	0.2	1	0	0	0	1	0	0	1	0	0	.333	3	0	0	0
*Capra, Anthony	0-1	3.00	1	1	0	0	0	0	6.0	7	3	2	0	1	1	0	7	0	2	.269	26	0	0	0
*Cramer, Bobby	1-0	0.00	1	0	0	0	0	0	3.1	2	0	0	0	0	1	0	3	0	0	.167	12	0	1	0
Currin, Pat	0-0	3.24	3	0	0	0	0	0	8.1	5	4	3	0	1	4	0	8	0	0	.185	27	1	0	0
Espinal, Leonardo	0-0	1.35	7	0	0	0	3	4	6.2	4	1	1	0	2	1	0	10	0	1	.167	24	0	5	1
*Figueroa, Pedro	0-0	1.50	1	1	0	0	0	0	6.0	6	1	1	0	0	4	0	6	0	0	.250	24	0	0	0
Friend, Justin	0-0	5.14	7	0	0	0	2	2	7.0	6	6	4	0	1	4	0	9	0	1	.231	26	0	3	4
Garcia, Hector	0-0	0.00	1	0	0	0	0	0	1.0	0	0	0	0	0	0	0	0	0	0	.000	3	0	0	0
*Gordon, Derrick	0-0	6.17	6	0	0	0	0	0	11.2	10	10	8	1	1	9	0	6	0	0	.222	45	1	1	0
*Haigwood, Daniel	2-0	0.00	2	2	0	0	0	0	12.0	7	3	0	0	3	2	0	14	0	0	.163	43	0	0	0
*Hernandez, Carlos	1-1	7.94	2	2	0	0	0	0	11.1	16	11	10	1	2	3	0	6	0	1	.340	47	2	0	0
Hodsdon, Scott	1-2	7.47	4	3	0	0	0	0	15.2	25	18	13	1	1	3	0	10	0	4	.352	71	2	0	0
*Hornbeck, Ben	3-0	1.44	5	4	0	0	0	0	25.0	9	4	4	1	0	10	0	39	0	2	.107	84	0	0	0
Hurton, Jon	0-0	0.00	2	0	0	0	1	1	2.2	2	0	0	0	0	1	0	3	0	0	.222	9	0	2	0
Italiano, Craig	1-2	9.00	3	3	0	0	0	0	10.0	14	13	10	0	5	7	1	12	0	1	.359	39	0	0	0
Leblanc Poirier, Mathieu	0-0	3.38	1	1	0	0	0	0	5.1	2	2	2	0	1	2	0	5	0	0	.118	17	0	0	0
Mitchinson, Scott	0-2	15.63	2	2	0	0	0	0	6.1	14	12	11	1	0	3	0	5	0	0	.424	33	0	0	0
Murray, Justin	0-1	4.82	2	1	0	0	0	0	9.1	11	8	5	0	2	2	0	9	0	0	.282	39	0	0	0
*Ramos, Julio	0-0	2.57	1	1	0	0	0	0	7.0	6	2	2	0	0	2	0	9	0	0	.250	24	0	0	0
Ray, Jason	1-1	3.00	5	0	0	0	1	2	6.0	4	3	2	1	0	2	0	12	0	1	.182	22	0	4	0
Richmond, Jamie	0-0	18.00	1	0	0	0	0	0	1.0	2	2	2	2	0	0	0	0	0	0	.400	5	0	1	0
Rodriguez, Henry	0-0	0.00	1	0	0	0	0	0	2.0	0	0	0	0	0	1	0	4	0	0	.000	6	0	0	1
Ross, Tyson	1-0	4.70	2	2	0	0	0	0	7.2	5	6	4	1	0	5	0	8	0	1	.172	29	1	0	0
Sattler, Daniel	1-0	4.50	1	0	0	0	0	0	2.0	3	2	1	0	0	2	0	3	0	0	.333	9	0	0	0
*Sewell, Lance	0-1	5.73	8	0	0	0	0	0	11.0	11	7	7	3	2	8	0	12	0	2	.262	42	1	1	3
Sharpe, Steven	0-0	3.00	2	0	0	0	0	1	3.0	2	1	1	1	0	1	0	3	0	2	.182	11	0	0	1
Storey, Mickey	0-0	0.00	3	0	0	0	1	1	2.2	1	0	0	0	0	2	0	4	0	0	.125	8	0	1	1
*Walters, Nick	0-0	5.84	10	0	0	0	1	2	12.1	10	9	8	0	0	9	0	15	0	1	.227	44	1	4	2
TEAM TOTAL	12-11	4.30	23	23	0	0	9	13	203.0	185	128	97	13	23	89	1	223	0	19	.240	772	9	23	13

2009 Visalia Rawhide

BATTERS	AVG	G	AB	R	H	2B	3B	HR	RBI	BB	IBB	SO	SB	CS	OBP	SLG	OPS	SF	SAC	HBP	GIDP	E
*Cooper, David	.226	76	248	34	56	2	1	0	26	39	1	54	16	6	.338	.242	.580	0	6	3	9	20
Gorniel, Jorge	.267	5	15	2	4	1	0	0	0	0	0	5	0	0	.267	.333	.600	0	0	0	0	1
*Coughlin, Sean	.260	27	104	18	27	7	0	4	20	12	0	20	0	0	.333	.442	.776	1	0	0	4	0
Gowgill, Collin	.277	61	220	39	61	9	5	6	36	29	3	49	11	4	.373	.445	.819	4	0	7	6	6
*Duffy, Brendan	.279	53	179	28	50	5	2	0	13	22	0	37	9	6	.383	.330	.712	0	0	8	2	3
Easley, Ed	.228	106	378	50	86	18	1	3	38	48	0	86	0	1	.324	.304	.628	2	5	7	15	7
Ferrer, Manuel	.127	40	126	5	16	2	0	1	10	12	0	48	1	1	.201	.167	.368	1	2	0	4	1
Fie, Andrew	.207	45	174	14	36	12	0	1	18	11	0	62	0	0	.253	.293	.546	1	1	0	2	5
Gomez, Nelson	.192	8	26	1	5	1	0	0	3	4	0	8	0	0	.323	.231	.553	0	0	1	2	0
*Greene, Kyle	.237	125	460	53	109	25	3	11	77	44	1	149	0	2	.313	.376	.690	6	0	10	8	21
Harbin, Taylor	.259	127	529	70	137	27	3	14	60	26	0	91	12	7	.305	.401	.705	3	5	10	9	23
Jackson, Conor	.000	3	10	1	0	0	0	0	1	1	0	1	0	0	.091	.000	.091	0	0	0	1	0
*Linton, Ollie	.295	128	491	81	145	28	10	1	51	65	2	104	28	14	.394	.399	.794	4	4	18	9	1
Pimentel, Jhoan	.444	3	9	1	4	1	0	0	2	0	0	2	0	0	.444	.556	1.000	0	0	0	0	0
*Ramirez, Ramon	.342	9	38	4	13	5	0	0	4	0	0	7	0	0	.342	.474	.816	0	1	0	1	2
Rodriguez, Daniel	.145	22	55	6	8	3	0	0	5	7	0	25	1	0	.266	.200	.466	0	0	2	0	2
Rumler, Elijah	.205	75	268	29	55	12	0	3	20	18	0	41	3	4	.289	.284	.573	1	5	14	11	12
Schmidt, Konrad	.304	106	411	54	125	28	1	9	50	30	1	75	0	3	.359	.443	.802	3	0	7	14	15
*Skelton, James	.236	51	178	28	42	8	0	4	26	34	1	51	5	2	.359	.348	.708	3	6	2	2	6
Snyder, Chris	.143	3	7	1	1	0	0	0	0	3	0	3	0	0	.455	.143	.597	0	0	1	0	0
*Thomson, Gregory	.220	51	159	25	35	14	0	4	18	9	0	34	1	1	.302	.384	.685	1	0	10	0	4
Upton, Justin	.250	2	8	1	2	0	0	1	6	1	0	3	1	0	.333	.625	.958	0	0	0	0	0
Walker, Derrick	.200	62	210	22	42	5	0	0	18	25	0	66	12	7	.287	.224	.511	1	0	1	7	4
*White, Ryne	.266	116	418	62	111	18	1	6	52	65	2	87	3	3	.371	.356	.727	2	0	6	14	6
TEAM TOTAL	.248	140	4722	629	1170	231	27	68	554	505	11	1109	103	61	.332	.351	.683	33	35	107	120	148

PITCHERS	W	L	ERA	G	GS	CG	SHO	SV	SVO	IP	H	R	ER	HR	HB	BB	IBB	SO	BK	WP	DP	AVG	AB	SF	GF	HLD
Beltre, Christian	6	11	6.37	26	24	0	0	0	0	123.0	156	99	87	17	11	43	0	81	3	10	10	.310	504	3	1	0
Capellan, Victor	0	0	9.53	5	0	0	0	0	0	5.2	12	6	6	1	0	3	0	6	0	1	0	.429	28	1	3	0
Christianson, Chase	1	4	6.44	37	0	0	0	3	3	64.1	80	49	46	7	7	30	0	46	0	5	8	.319	251	4	15	3
Collmenter, Joshua	8	10	4.15	27	27	1	0	0	0	145.1	127	76	67	8	8	55	0	152	0	9	6	.238	534	6	0	0
Dietz, Jeff	4	7	3.14	40	0	0	0	6	11	66.0	57	32	23	5	7	17	3	71	0	6	4	.224	255	1	13	4
Elliott, Matt	2	2	4.50	18	0	0	0	2	2	26.0	28	13	13	2	1	12	0	29	0	2	1	.275	102	1	6	1
Gordon, Tom	0	0	9.00	1	0	0	0	0	0	1.0	1	1	1	0	0	2	0	1	0	0	0	.250	4	0	0	0
Harden, Trevor	2	9	4.43	17	17	0	0	0	0	91.1	115	61	45	11	2	23	0	63	0	8	9	.304	378	5	0	0
Henry, Bryan	5	5	3.15	38	7	0	0	0	1	105.2	111	46	37	7	3	21	0	90	1	2	9	.269	413	2	9	4
Hose, Terry	0	0	2.78	15	0	0	0	1	2	22.2	22	8	7	1	1	5	0	27	0	2	4	.262	84	1	6	4
*Layne, Tom	4	2	2.86	29	4	0	0	0	0	66.0	63	27	21	1	3	25	0	43	0	7	13	.254	248	1	9	2
*McAnaney, Pat	10	8	4.41	28	28	0	0	0	0	147.0	162	81	72	19	11	47	0	146	0	2	16	.285	569	6	0	0
*Miley, Wade	1	1	4.80	3	3	0	0	0	0	15.0	18	10	8	0	0	4	0	11	0	0	1	.295	61	0	0	0
*Norberto, Jordan	4	1	1.61	29	0	0	0	2	4	44.2	36	9	8	1	0	22	1	59	0	4	4	.226	159	1	8	7
Parker, Jarrod	1	0	0.95	4	4	0	0	0	0	19.0	12	2	2	0	0	4	0	21	0	4	3	.179	67	0	0	0
Perez, Jorge	3	2	4.14	44	0	0	0	5	11	67.1	65	31	31	10	6	18	1	84	0	7	5	.258	252	5	29	4
Rodriguez, Pedro	0	1	14.4	5	0	0	0	0	0	5.0	7	8	8	1	1	4	0	2	0	0	0	.333	21	0	2	0
Roemer, Wes	3	1	2.05	6	6	0	0	0	0	30.2	33	14	7	0	1	13	0	18	0	0	2	.282	117	1	0	0
Sanchez, Ramon	0	0	6.97	9	0	0	0	0	0	10.1	13	11	8	1	0	10	0	15	0	3	1	.295	44	0	4	1
Scherzer, Max	0	0	1.93	1	1	0	0	0	0	4.2	1	2	1	0	1	4	0	5	0	0	0	.067	15	0	0	0
*Septimo, Leyson	2	1	3.52	26	0	0	0	6	6	38.1	29	18	15	1	4	26	0	44	1	6	6	.212	137	2	14	1
Shaw, Bryan	3	7	4.70	30	19	0	0	0	1	107.1	96	65	56	7	11	40	1	95	0	11	7	.236	406	2	2	2
Spottiswood, Billy	5	4	4.54	27	0	0	0	8	13	39.2	46	22	20	3	3	9	0	29	0	3	9	.301	153	0	18	0
TEAM TOTAL	64	76	4.25	140	140	1	10	33	54	1246.0	1290	691	589	103	81	437	6	1138	5	92	118	.269	4802	42	139	33

California League Timeline

2009

- Visalia Oaks become the Visalia Rawhide.
- For the first time in California League history, five teams top the 200,000 mark in attendance (Rancho Cucamonga, Lake Elsinore, San Jose, Inland Empire and Stockton), plus Modesto and Visalia set all-time franchise attendance records.
- Charlie Blaney elected as the seventh California League President.

2008

- STADIUM: Visalia Oaks win city approval for \$7.74 million dollar improvements to Recreation Park. Two years of stadium improvements commence in 2008.

2005

- Modesto A's become the Modesto Nuts.
- STADIUM: On April 28, 2005, the Stockton Ports open Banner Island Ballpark, the first new minor league ballpark in Northern California in over 50 years. The Ports defeat the San Jose Giants 7-4 before a sellout crowd of 5,287 fans. The new ballpark is part of a \$115 million dollar event center in downtown Stockton.

2003

- San Bernardino Stampede become the Inland Empire 66ers.

2002

- Mudville Nine become the Stockton Ports.

2001

- Due to 9/11 national tragedy, the California League playoffs are canceled and the Lake Elsinore Storm and San Jose Giants are declared Co-Champions.
- After the season, Mudville Nine owner Tom Seidler and Visalia Oaks owner Tom Volpe swap franchises. Volpe takes over in Stockton, Seidler in Visalia.

2000

- Stockton Ports become the Mudville Nine.

1998

- Lake Elsinore Storm set a single game attendance record in a California League stadium on July 4, 1998. 12,876 fans celebrate the nation's birthday and enjoy a fireworks extravaganza at The Diamond in a game against the San Bernardino Stampede.

1997

- California League sets all-time attendance record as 2,061,889 fans pass through the turnstiles for an average of 2,988 per opening.
- STADIUM: The Modesto A's, with city approval of almost \$4 million, open up a renovated John Thurman Field with improvements to the clubhouses, seating areas, wider concourses and two barbecue areas.

1996

- Riverside (Pilots) MOVES to Lancaster (JetHawks).
- San Bernardino Spirit becomes the San Bernardino Stampede.
- STADIUM: On April 16, 1996 the Lancaster JetHawks open up their new stadium, The Hangar, bringing minor league baseball to the Antelope Valley of Southern California. The 14.5 million stadium has permanent seating for 4,600, luxury skyboxes and a state-of-the-art video message board.
- STADIUM: On August 26, 1996 the San Bernardino Stampede open up The Ranch, their new downtown stadium before a record sell-out crowd of 6,627 fans. The \$16.4 million dollar ballpark with 4,987 theater type seats and twelve luxury skyboxes took three years in planning and construction. The Stampede defeat the Lake Elsinore Storm 7-4 in the stadium opener.

1995

- Bakersfield Dodgers become the Bakersfield Blaze.
- Central Valley Rockies become the Visalia Oaks.
- Rancho Cucamonga Quakes become the first California League team to draw over 400,000 fans in a season and sets the all-time single season California League attendance mark as 446,146 fans flock to The Epicenter.

1994

- Palm Springs (Angels) MOVES to Lake Elsinore (Storm).
- STADIUM: The Diamond, the jewel of California League parks opens in Lake Elsinore. Built at a cost of \$22 million.

1993

- San Bernardino (Spirit) MOVES to Rancho Cucamonga (Quakes).
- Salinas (Spurs) MOVES to San Bernardino (Spirit).
- Reno (Silver Sox) MOVES to Riverside (Pilots).
- Visalia Oaks become the Central Valley Rockies.
- Rancho Cucamonga Quakes become the first team in California League history to draw over 300,000 (331,005) fans in a season as The Epicenter opens.
- STADIUM: On opening day of the 50th California League season, April 8, 1993 the Rancho Cucamonga Quakes christen their new stadium, The Epicenter, before a festive, overflow crowd of 4,648 fans. The home team fans go home happy as the Quakes defeat the High Desert Mavericks by a 7-3 score.

1991

- Riverside (Red Wave) MOVES to High Desert (Mavericks).
- High Desert Mavericks become the first team in California League history to draw over 200,000 (204,438) fans in a season as Mavericks Stadium opens.
- STADIUM: On April 22, 1991 the High Desert Mavericks open their new \$6 million dollar stadium in Adelanto before a standing room only crowd of 3,833. In dramatic fashion, the Mavericks score 11 runs in the bottom of the 8th inning to defeat the Reno Silver Sox 12-1.

1989

- Fresno (Suns) MOVES to Salinas (Spurs).

1988

- Fresno Giants become the Fresno Suns.
- Reno Padres become the Reno Silver Sox.
- San Jose Bees become the San Jose Giants.

1987

- Salinas (Spurs) MOVES to Riverside (Red Wave).
- Ventura County (Gulls) MOVES to San Bernardino (Spirit).

1986

- Redwood (Pioneers) MOVES to Palm Springs (Angels).
- Ventura County (Gulls) granted EXPANSION franchise.

1985

- Lodi Crushers fold.

1984

- Bakersfield Mariners become the Bakersfield Dodgers.
- Lodi Dodgers become the Lodi Crushers.

1983

- San Jose Expos become the San Jose Bees.

California League Timeline

1982

- Bakersfield (Mariners) granted EXPANSION franchise.
- Salinas (Spurs) granted EXPANSION franchise.

1981

- Salinas Angels fold.
- California League all-time single game attendance mark of 37,665 is set as the Reno Silver Sox host the Redwood Pioneers at a major league ballpark, Jack Murphy Stadium in San Diego, due to the major league work stoppage.
- Joe Gagliardi becomes the sixth California League President.

1980

- Redwood (Pioneers) granted EXPANSION franchise.
- Bakersfield Outlaws fold.
- Santa Clara Padres fold.

1979

- Santa Clara (Padres) granted EXPANSION franchise.
- San Jose (Missions) returns to the California League as an EXPANSION franchise.
- Stockton Mariners become Stockton Ports.

1978

- Bakersfield (Outlaws) granted EXPANSION franchise.
- Stockton (Mariners) granted EXPANSION franchise.

1977

- Visalia (Oaks) granted EXPANSION franchise.
- San Jose (Bees) leaves the California League to join the Triple-A Pacific Coast League.

1976

- Bakersfield Dodgers fold.
- Visalia Mets fold.
- Lodi Orioles become the Lodi Dodgers.
- Salinas Packers become the Salinas Angels.
- Emil W. "Bill" Wickert becomes the fifth California League President.

1975

- Modesto Reds become the Modesto A's.

1974

- Lodi Lions become the Lodi Orioles.

1973

- Salinas (Packers) granted an EXPANSION franchise.
- Stockton Ports fold.
- Lodi Orions become the Lodi Lions.

1972

- Lodi Padres become the Lodi Orions.

1970

- Lodi Crushers become the Lodi Padres.

1968

- Visalia (Mets) granted an EXPANSION franchise.
- Santa Barbara Dodgers fold.
- Bakersfield Bears become the Bakersfield Dodgers.

1966

- Lodi (Crushers) granted an EXPANSION franchise.
- Modesto (Reds) granted an EXPANSION franchise.
- Reno (Silver Sox) granted an EXPANSION franchise.
- Salinas Indians fold.

1965

- Modesto Colts fold.
- Reno Silver Sox fold.
- Salinas Mets become the Salinas Indians.

1964

- Santa Barbara Rancheros become the Santa Barbara Dodgers.

1963

- Salinas (Mets) granted an EXPANSION franchise.
- Visalia White Sox fold.

1962

- San Jose (Bees) granted an EXPANSION franchise.
- Santa Barbara (Rancheros) granted an EXPANSION franchise.
- Modesto Reds become the Modesto Colts.
- Visalia Athletics become the Visalia White Sox.

1960

- Visalia Redlegs become the Visalia Athletics.

1959

- Las Vegas Wranglers fold.
- Salinas Packers fold.

1958

- On May 26th, 1958, the San Jose Pirates fold and the... San Jose (Pirates) MOVES to Las Vegas, Nevada (and becomes the Wranglers).
- Fresno Sun Sox become the Fresno Giants.
- San Jose JoSox become the San Jose Pirates.

1957

- Bakersfield Boosters become the Bakersfield Bears.
- Fresno Cardinals become the Fresno Sun Sox.
- Visalia Cubs become the Visalia Redlegs.

1956

- Bakersfield Indians become the Bakersfield Boosters.
- San Jose Red Sox become the San Jose JoSox.
- Edward J. Mulligan becomes the fourth California League President.

1955

- On July 1st, 1955 the Channel Cities Oilers fold and the... Channel Cities (Oilers) MOVES to Reno, Nevada (and becomes the Silver Sox).

1954

- Santa Barbara (Dodgers) MOVES to Salinas (Packers).
- Ventura Oilers become the Channel Cities Oilers.
- Visalia Stars become the Visalia Cubs.

1953

- Ventura Braves become the Ventura Oilers.
- Visalia Cubs become the Visalia Stars.

1950

- Ventura Yankees become the Ventura Braves.

1949

- Jerry Donovan becomes the third California League President.

1948

- Wiley K. Peterson becomes the second California League President.

California League Timeline

1947

- San Jose (Red Sox) granted an EXPANSION franchise (Owned by Boston Red Sox).
- Ventura (Yankees) granted an EXPANSION franchise (Owned by N. Y. Yankees).

1946

- Modesto (Reds) granted an EXPANSION franchise (Owned by Harry Green).
- Stockton (Ports) granted an EXPANSION franchise (Owned by Al Speckens).
- Visalia (Cubs) granted an EXPANSION franchise (Owned by the Chicago Cubs).
- Bakersfield Badgers become the Bakersfield Indians.
- Santa Barbara Saints become the Santa Barbara Dodgers.
- San Jose Owls fold.

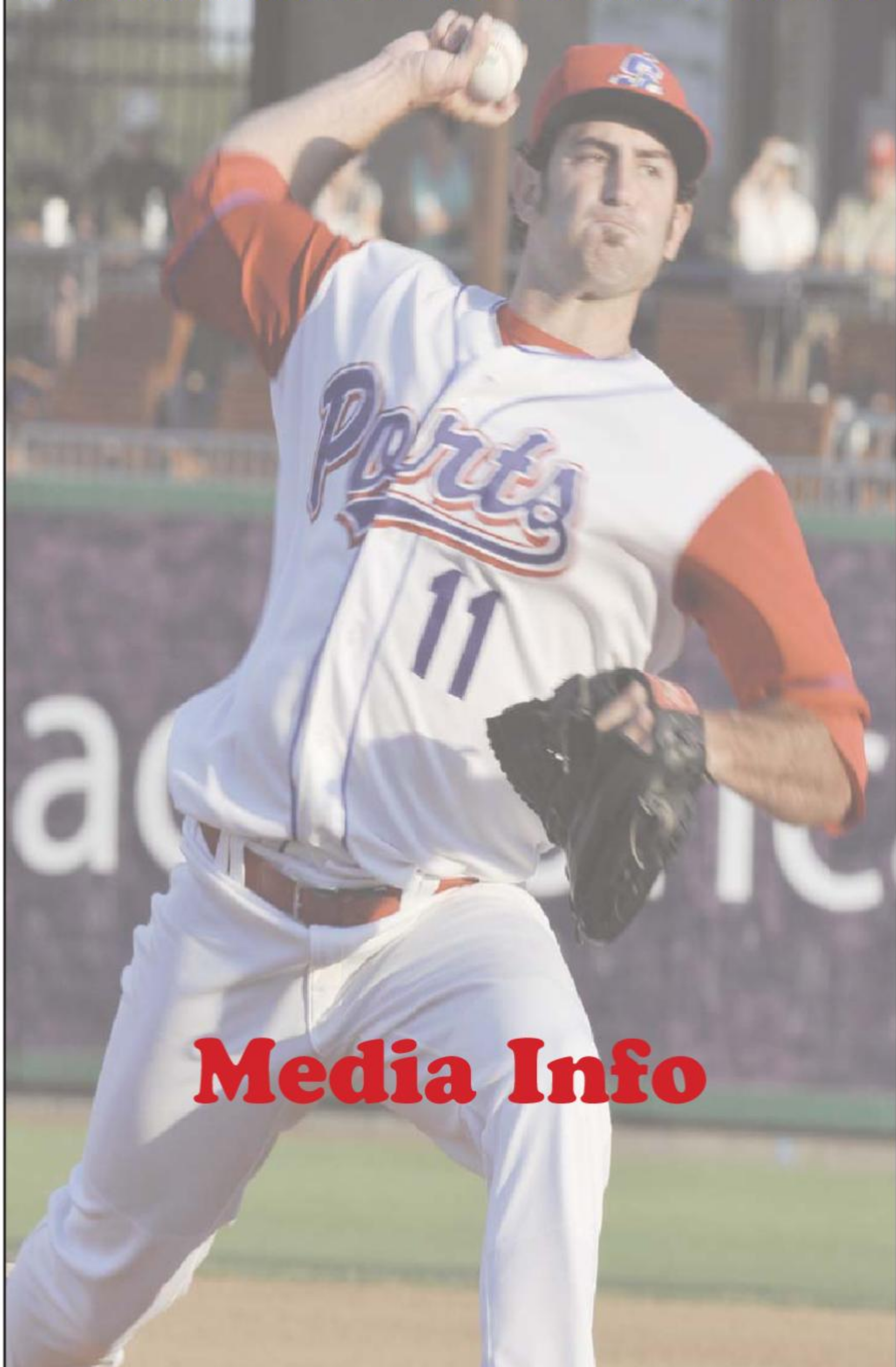
1942

- League ceases operations June 29, 1942 due to World War II.
- Anaheim (Aces) MOVES to San Jose (Owls) (Bob Ripley-Owner).
- Merced (Bears) MOVES to Bakersfield (Badgers) (Earl Ford-Owner).
- Stockton Fliers fold.
- Bakersfield Badgers fold.

1941

- California League founded with 8 original franchises:
- (Before the season opens the San Jose franchise is moved to Merced).
- Anaheim Aces (Bob Ripley-Owner).
- Bakersfield Badgers (Owned by the San Francisco Seals).
- Fresno Cardinals (Owned by the St. Louis Cardinals).
- Merced Bears (Al Scully-Owner).
- Riverside Reds (Owned by the Cincinnati Reds).
- San Bernardino Stars (Owned by the Hollywood Stars).
- Santa Barbara Saints (Owned by the Brooklyn Dodgers).
- Stockton Fliers (Owned by Earl Hamilton and the Los Angeles Angels).
- June 29, 1941 Riverside Reds and San Bernardino Stars are disbanded.
- W. R. "Bill" Schroeder appointed first President of the California League.

League Champions: 1946, 1947, 1963, 1965, 1969, 1980, 1986, 1990, 1992, 2002, 2008



Media Info

Oakland A's Organization



Oakland Athletics
Oakland/Alameda County Coliseum
7000 Coliseum Way
Oakland, CA 94621
(510) 638-4900
www.oaklandathletics.com

Executive Management

Owner/Managing Partner

President

Executive Assistant

Lew Wolff

Michael Crowley

Carolyn Jones

Baseball Operations

Vice President & General Manager

Field Manager

Assistant GM

Director of Scouting

Director of Professional Scouting

Director of Player Personnel

Director of Player Development

Special Assistant to GM

Major League Advance Scout

Director of Minor League Operations

Director of Baseball Administration

Director of Team Travel

Director of Baseball Operations

Coordinator of Scouting

Video Coordinator

Executive Assistant

Billy Beane

Bob Geren

David Forst

Eric Kubota

Chris Pittaro

Billy Owens

Keith Lieppman

Randy Johnson

Joe Sparks

Ted Polakowski

Pam Pitts

Mickey Morabito

Farhan Zaidi

Sam Geaney

Adam Rhoden

Betty Shinoda

Field Staff

Manager

Hitting Coach

Pitching Coach

Bench Coach

First Base Coach

Third Base Coach

Bullpen Coach

Bob Geren

Jim Skaalen

Curt Young

Tye Waller

Todd Steverson

Mike Gallego

Ron Romanick

Communications Department

Vice President, Communications and Broadcasting

Director of Public Relations

Baseball Information Manager

Player and Media Relations Manager

Media Services Manager

Broadcasting Manager

Broadcasting Services Manager

Team Photographer

Director of Community Relations

Community Relations Coordinator

Ken Pries

Bob Rose

Mike Selleck

Kristy Fick

Debbie Gallas

Robert Buan

Warren Chu

Michael Zagaris

Detra Paige

Erik Farrell

A's Organizational Leaders

TEAM STATISTICS

TEAM BATTING	AVG	AB	R	H	HR	BB	SO	SB	CS
Midland	.288	4925	811	1419	103	576	887	133	58
Sacramento	.273	5013	753	1368	150	509	1002	128	37
Vancouver	.261	2581	349	673	22	295	585	80	30
Stockton	.258	4772	638	1230	106	504	1143	106	63
Kane County	.243	4615	598	1122	80	493	1085	127	61
AZL Athletics	.236	1901	252	449	12	234	517	54	16

TEAM PITCHING	W-L	ERA	H	CG	SHO	SV	HR	BB	SO
Kane County	76-64	3.63	1127	0	7	44	65	478	1090
Stockton	61-79	4.15	1170	0	4	36	113	526	1268
Sacramento	86-57	4.30	1280	1	5	42	116	567	1038
Vancouver	36-40	4.41	703	0	5	23	40	290	624
Midland	78-62	4.63	1379	4	12	37	80	533	888
AZL Athletics	22-34	5.10	520	0	0	9	26	234	470

HOME RUNS

Desme, Grant	STO	31
Carter, Chris	SAC	28
Carson, Matt	SAC	25
Everidge, Tommy	SAC	20
Spencer, Matthew	MID	19

RBI

Carter, Chris	SAC	115
Everidge, Tommy	SAC	94
Donaldson, Josh	MID	91
Spencer, Matthew	MID	91
Desme, Grant	STO	89

STOLEN BASES

Patterson, Eric	SAC	43
Desme, Grant	STO	40
Gilbert, Archie	MID	29
Christian, Jason	KC	28
Pennington, Cliff	SAC	27

WINS

Hernandez, Carlos	MID	15
Figueroa, Pedro	STO	13
Sharpe, Steven	MID	12
Godfrey, Graham	MID	11
2 others tied at 10.		

SAVES

Storey, Mickey	MID	18
Gray, Jeff	SAC	16
Demel, Sam	SAC	14
Lansford, Jared	MID	12
Murray, Justin	KC	12

STRIKEOUTS

Capra, Anthony	STO	170
Hornbeck, Ben	STO	159
Figueroa, Pedro	STO	145
Haviland, Shawn	KC	121
Smalley, Kenny	KC	119

BATTING TOP 10 (minimum 2.7 PA/team game)

BATTER	CLUB	AVG	G	AB	R	H	HR	RBI
Everidge, Tommy	SAC	.335	107	430	80	144	20	94
Carter, Chris	SAC	.329	138	544	115	179	28	115
Carter, Yusuf	STO	.318	91	352	61	112	14	52
Kleen, Steve	STO	.312	140	516	87	161	15	85
Patterson, Eric	SAC	.307	110	466	91	143	12	56
Affinito, Christopher	ATH	.300	48	180	21	54	5	36
Cardenas, Adrian	SAC	.299	130	508	79	152	4	79
Walton, Kent	VAN	.296	67	270	28	80	2	36
House, Tyreace	VAN	.291	56	196	31	57	0	16
Wells, Jeremy	ATH	.291	45	148	27	43	0	17

PITCHING TOP 10 (minimum 0.8 IP/team game)

PITCHER	CLUB	W-L	ERA	IP	H	BB	SO
Smalley, Kenny	KC	9-8	2.73	131.2	109	60	119
Hornbeck, Ben	STO	9-5	3.17	116.1	88	46	159
Capra, Anthony	STO	6-9	3.20	152.0	112	61	170
Figueroa, Pedro	STO	13-6	3.38	152.0	151	66	145
Godfrey, Graham	MID	11-8	3.50	159.1	153	51	110
Paez, Argenis	ATH	0-5	3.68	51.1	44	21	46
Hernandez, Carlos	MID	15-8	4.06	150.2	164	53	116
Ross, Tyson	MID	10-10	4.09	136.1	118	53	113
L.Poirier, Mathieu	KC	5-10	4.66	116.0	113	53	77
Haviland, Shawn	KC	6-11	4.71	153.0	170	53	121

TOP TEN PROSPECTS--By Baseball America

1. Chris Carter, OF/1B
2. Michael Taylor, OF
3. Grant Green, SS
4. Max Stassi, C
5. Pedro Figueroa, LHP
6. Tyson Ross, RHP
7. Jemile Weeks, 2B
8. Grant Desme, OF
9. Adrian Cardenas, INF
10. Sean Doolittle, OF

Sacramento River Cats



Sacramento River Cats-AAA
 Raley Field
 400 West Ballpark Drive
 West Sacramento, CA 95691
 Phone: (961) 376-4700
 Fax: (961) 376-4710
 Website: www.rivercats.com
 Affiliate (Year): Oakland Athletics (2000)
 Pacific Coast League



Front Office:

Principal Owner/CEO: Susan Savage
 General Manager: Alan Ledford
 Media Relations: Gabe Ross, 916-376-4850, gross@rivercats.com

Field Staff:

Manager: Tony DeFrancesco
 Hitting Coach: Brian McArn
 Pitching Coach: Rick Rodriguez
 Trainer: Brad LaRosa

2009 Record:

Overall: 86-57

Stadium:

Raley Field (2000)
 Capacity: 14,414
 Dimensions: LF-330', CF-403', RF-325'

BATTERS	AVG	G	AB	R	H	2B	3B	HR	RBI	BB	IBB	SO	SB	CS	OBP	SLG	OPS	SF	SAC	HBP	GDP	E
Baisley, Jeff	.248	98	355	44	88	21	1	9	38	26	3	82	2	0	.306	.389	.695	3	2	5	8	8
*Barton, Daric	.261	70	253	48	66	21	1	9	48	45	2	43	1	0	.386	.458	.844	4	2	9	2	4
*Buck, Travis	.272	62	232	37	63	13	3	5	29	23	1	44	3	1	.345	.418	.763	4	2	5	2	0
*Cardenas, Adrian	.251	51	183	23	46	15	2	1	24	17	0	29	3	2	.317	.372	.689	3	2	2	4	8
Carson, Matt	.264	118	440	68	116	29	3	25	77	38	1	94	15	4	.327	.514	.841	5	4	6	6	0
Carter, Chris	.259	13	54	7	14	2	0	4	14	3	0	14	0	1	.293	.519	.812	1	0	0	1	1
Chen, Yung Chi	.283	27	92	13	26	2	0	1	8	10	0	18	4	0	.353	.337	.690	0	1	0	4	1
Cobb, Larry	.240	10	25	2	6	3	0	0	2	1	0	7	0	0	.269	.360	.629	0	0	0	0	1
*Copeland, Ben	.500	1	4	0	2	0	0	0	1	0	0	0	0	1	.500	.500	1.000	0	0	0	0	0
Cunningham, Aaron	.302	83	334	62	101	24	1	11	48	33	0	74	11	4	.372	.479	.851	2	1	5	5	2
Denorfia, Chris	.271	107	432	62	117	18	5	9	49	31	0	52	15	6	.317	.398	.715	6	4	1	15	3
*Doolittle, Sean	.267	28	105	17	28	5	1	4	14	15	1	23	0	1	.364	.448	.811	0	0	1	1	0
Ellis, Mark	.182	8	33	2	6	1	0	0	3	0	0	2	0	0	.182	.212	.394	0	0	0	2	0
Everidge, Tommy	.368	52	201	39	74	15	1	12	41	23	0	34	0	0	.428	.632	1.060	4	0	1	7	2
Galarraga, Joel	.357	13	42	9	15	3	1	0	6	6	0	10	0	1	.449	.476	.925	0	1	1	1	1
*Hannahan, Jack	.222	21	81	8	18	7	0	2	11	7	0	27	0	1	.284	.383	.667	0	0	0	0	3
*Munson, Eric	.265	99	351	50	93	22	2	13	68	54	2	71	0	1	.362	.450	.812	6	1	3	10	3
*Padron, Raul	.214	5	14	2	3	0	0	0	2	2	0	7	0	0	.313	.214	.527	0	0	0	0	0
*Patterson, Eric	.307	110	466	91	143	29	11	12	56	52	3	81	43	6	.376	.494	.870	4	6	2	2	9
*Pettinoton, Cliff	.264	99	360	48	95	22	3	3	40	45	1	54	27	4	.345	.367	.712	4	6	2	2	19
Petit, Gregorio	.244	98	357	45	87	18	0	5	32	26	2	83	0	2	.292	.336	.628	7	7	1	15	14
*Putnam, Danny	.245	39	143	14	35	3	1	4	21	10	1	31	1	1	.292	.364	.656	1	1	0	2	0
Recker, Anthony	.261	78	272	30	71	11	2	12	45	28	0	80	2	0	.333	.449	.782	1	3	2	4	7
*Valdez, Alex	1	0	0	0	0	0	0	0	0	0	0	0	0	0				0	0	0	0	0
*Wallace, Brett	.302	44	182	32	55	10	0	9	28	14	4	40	1	1	.365	.505	.870	2	0	5	5	7
TEAM TOTAL	.273	143	5013	753	1368	294	38	150	705	509	21	1002	28	37	.342	.436	.779	57	43	51	98	109

PITCHERS	W	L	ERA	G	GS	CG	SHO	SV	SVO	IP	H	R	ER	HR	HB	BB	IBB	SO	BK	WP	DP	AVG	AB	SF	GF	HLD
Bauwartz, Travis	0	1	10.50	1	1	0	0	0	0	6.0	11	7	7	0	0	1	0	5	0	0	0	.440	25	2	0	0
Benacka, Michael	0	1	1.98	10	0	0	0	0	0	13.2	6	3	3	0	3	6	0	18	0	4	0	.133	45	0	4	0
*Blevins, Jerry	5	3	3.84	45	0	0	0	2	6	63.1	65	28	27	5	4	18	4	62	0	3	6	.271	240	1	13	11
Cameron, Kevin	2	1	2.77	10	0	0	0	1	2	13.0	7	5	4	0	0	11	0	14	0	1	0	.159	44	0	6	0
Carson, Matt	0	0	10.50	6	0	0	0	0	0	6.0	11	8	7	2	0	3	0	1	0	3	0	.379	29	0	4	0
Casilla, Santiago	0	0	0.00	1	1	0	0	0	0	1.0	0	0	0	0	0	0	0	0	0	0	0	.000	3	0	0	0
Chacon, Shawn	8	4	6.29	14	12	0	0	0	0	73.0	77	55	51	13	6	42	0	53	1	5	8	.271	284	3	0	0
*Cramer, Bobby	1	1	6.43	6	1	0	0	0	1	14.0	24	11	10	0	0	8	2	14	0	0	2	.387	62	2	2	1
Demel, Sam	2	3	3.62	28	0	0	0	3	6	32.1	27	14	13	1	1	21	4	33	0	5	1	.225	120	1	10	3
Duchscherer, Justin	0	0	0.00	1	1	0	0	0	0	4.0	2	0	0	0	0	1	0	3	0	0	0	.143	14	0	0	0
*Eveland, Dana	8	6	4.94	21	21	0	0	0	0	124.0	133	79	68	12	5	51	0	92	0	8	18	.273	487	1	0	0
Friend, Justin	0	0	13.5	1	0	0	0	0	0	1.1	2	2	2	0	2	1	0	3	0	0	0	.333	6	0	0	0
Gallagher, Sean	1	0	1.74	5	5	0	0	0	0	20.2	12	5	4	0	1	6	0	15	0	1	1	.167	72	0	0	0
Giese, Dan	1	0	2.25	1	0	0	0	0	0	4.0	3	1	1	0	0	0	0	2	0	0	1	.231	13	1	0	0
Gissell, Chris	0	1	3.52	2	2	0	0	0	0	7.2	10	4	3	0	1	2	0	5	0	1	1	.323	31	1	0	0
Gonzalez, Edgar	3	2	5.22	7	7	0	0	0	0	39.2	48	23	23	4	1	16	1	27	0	2	5	.300	160	2	0	0
*Gonzalez, Gio	4	1	2.51	12	12	0	0	0	0	61.0	42	21	17	5	3	34	2	71	0	6	5	.194	216	1	0	0
*Gordon, Derrick	0	0	5.40	1	0	0	0	0	0	1.2	1	1	1	0	0	2	0	2	0	1	0	.167	6	0	0	0
Gray, Jeff	2	2	1.54	37	0	0	0	16	17	41.0	30	8	7	2	2	6	1	22	0	1	5	.200	150	0	31	2
*Haigwood, Daniel	0	0	3.38	1	0	0	0	0	0	5.1	6	3	2	0	1	2	0	3	0	0	0	.261	23	0	0	0
*Hampson, Justin	0	0	5.40	4	0	0	0	0	0	6.2	6	4	4	2	0	0	0	5	0	0	0	.222	27	0	1	0
*Hernandez, Carlos	0	0	0.00	1	0	0	0	0	0	3.1	2	0	0	0	0	1	0	5	0	0	0	.182	11	0	0	0
Hodson, Scott	0	0	4.32	2	1	0	0	0	0	8.1	9	4	4	1	0	4	0	2	0	0	0	.273	33	1	0	0
*Kilby, Brad	4	2	2.13	45	0	0	0	2	3	63.1	40	15	15	5	2	24	1	77	0	5	3	.179	224	2	6	9
Lansford, Jared	0	1	9.00	8	0	0	0	0	0	11.0	13	12	11	2	1	12	3	1	0	2	0	.289	45	1	0	2
*Marshall, Jay	5	3	3.20	50	0	0	0	7	9	50.2	53	23	18	2	1	15	4	30	0	5	9	.280	189	2	20	13
Mazzaro, Vin	2	2	2.38	10	9	0	0	0	0	56.2	42	17	15	2	6	17	1	44	0	5	4	.205	205	1	1	0
Meloa, Jon	0	0	0.00	3	0	0	0	0	0	3.0	0	0	0	0	0	2	0	1	0	0	1	.000	8	0	1	0
Mortenson, Clay	2	2	4.45	6	6	0	0	0	0	32.1	40	20	16	2	0	14	0	18	0	2	4	.310	129	2	0	0
Padron, Raul	0	0	0.00	1	0	0	0	0	0	1.0	1	0	0	0	0	1	0	0	0	0	1	.333	3	0	1	0
Patterson, Scott	0	1	2.08	7	0	0	0	0	0	8.2	9	5	2	2	0	4	0	8	0	1	0	.273	33	1	2	0
Patterson, Scott	3	4	3.96	58	0	0	0	1	3	63.2	61	34	28	4	1	44	5	72	0	4	1	.246	248	2	19	13
*Putnam, Danny	9	4	4.75	30	22	0	0	2	2	125.0	134	73	66	17	5	52	2	91	0	9	7	.272	492	6	2	2
Rodriguez, Henry	2	1	5.77	37	0	0	0	4	7	43.2	38	28	28	4	0	38	2	71	0	8	2	.228	167	1	18	6
Schroder, Chris	3	1	2.22	45	1	0	0	3	6	56.2	36	20	14	4	2	37	0	46	1	2	5	.180	200	0	6	9
Sharpe, Steven	3	0	6.00	11	1	0	0	0	0	18.0	19	12	12	3	1	10	0	10	0	1	2	.268	71	0	2	0
Simmons, James	7	7	5.72	23	22	1	0	0	0	119.2	139	81	76	8	4	47	3	81	0	7	8	.292	476	9	0	0
Storey, Mickey	0	0	0.00	2	0	0	0	0	0	3.0	0	0	0	0	0	0	0	4	0	0	0	.000	9	0	1	0

Midland Rockhounds



Midland Rockhounds-AA

Citibank Ballpark
5514 Champions Drive
Midland, TX 79706
Phone: (432) 520-2255
Fax: (432) 520-8326

Website: www.midlandrockhounds.org
Affiliate (Year): Oakland Athletics (1999)
Texas League



Front Office:

Principal Owners: Miles Prentice, Bob Richmond
General Manager: Monty Hoppel
Media Relations: Greg Bergman, 432-520-2255
gbergman@midlandrockhounds.org

Field Staff:

Manager: Darren Bush
Hitting Coach: Webster Garrison
Pitching Coach: Scott Emerson
Trainer: Justin Whitehouse

2009 Record:

Overall: 78-62

First Half: 37-33

Second Half: 41-29

BATTERS	AVG	G	AB	R	H	2B	3B	HR	RBI	BB	IBB	SO	SB	CS	OBP	SLG	OPS	SF	SAC	HBP	GIDP	E
Affanti, Michael	.243	52	189	20	46	6	0	3	21	12	0	26	1	2	.301	.323	.624	3	2	5	3	13
*Brown, Corey	.268	66	250	46	67	20	4	9	43	27	0	69	5	2	.349	.488	.837	0	0	4	5	2
*Cardenas, Adrian	.326	79	325	56	106	26	2	3	55	38	1	44	5	4	.391	.446	.838	6	3	1	16	11
Carter, Chris	.337	125	490	108	165	41	2	24	101	82	2	119	13	5	.435	.576	1.011	10	0	11	11	7
Chen, Yung Chi	.324	17	68	12	22	6	0	0	10	7	0	9	2	0	.387	.412	.798	0	0	0	2	3
Donaldson, Josh	.270	124	455	67	123	37	1	9	91	80	2	92	7	2	.379	.415	.795	2	3	1	17	20
Everidge, Tommy	.306	55	229	41	70	18	0	8	53	28	0	34	0	1	.380	.489	.869	1	0	0	6	6
Gilbert, Archie	.283	119	449	81	127	16	5	3	39	61	0	52	29	15	.384	.361	.744	1	1	13	12	5
Herrera, Javier	.000	1	2	0	0	0	0	0	0	0	0	0	0	0	.000	.000	.000	0	0	0	0	1
*Horton, Joshua	.263	125	510	80	134	21	6	5	62	65	0	65	9	3	.343	.357	.700	7	2	1	12	23
Ortiz, Gabriel	.280	8	25	4	7	2	0	1	8	0	0	5	2	0	.259	.480	.739	2	0	0	0	3
*Padron, Raul	.275	39	138	13	38	9	0	2	17	11	0	25	0	0	.333	.384	.717	2	1	2	6	3
*Peterson, Shane	.273	39	154	16	42	10	0	3	17	13	0	32	4	0	.333	.396	.729	2	1	2	5	5
*Putnam, Danny	.301	30	123	28	37	7	0	7	22	16	0	26	4	1	.381	.528	.910	0	0	0	1	1
Recker, Anthony	.298	16	57	11	17	4	0	3	9	8	0	22	0	0	.385	.526	.911	0	0	0	1	3
*Spencer, Matthew	.294	93	371	59	109	29	3	9	62	26	1	75	2	3	.347	.461	.808	5	0	7	3	6
*Sulentic, Matthew	.288	113	413	60	119	21	5	7	52	35	1	103	21	9	.345	.414	.759	6	1	4	11	6
#Valdez, Alex	.280	77	275	43	77	15	5	5	46	33	3	42	4	3	.356	.425	.781	3	1	1	12	14
#Weeks, Jemile	.238	30	105	10	25	5	0	2	13	10	0	16	4	0	.303	.343	.645	3	4	1	0	3
#Wimberly, Corey	.296	70	297	56	88	10	3	0	28	24	2	31	21	8	.363	.350	.714	3	3	9	10	13
TEAM TOTAL	.288	140	4925	811	1419	303	36	103	749	576	12	887	133	58	.366	.427	.793	56	22	62	133	159

PITCHERS	W	L	ERA	G	GS	CG	SHO	SV	SVO	IP	H	R	ER	HR	HB	BB	IBB	SO	BK	WP	DP	AVG	AB	SF	GF	HLD
Affanti, Michael	0	0	9.00	1	0	0	0	0	0	1.0	1	1	1	0	1	1	0	0	0	0	0	.250	4	0	1	0
Bauwart, Travis	10	5	4.89	27	27	0	0	0	0	140.0	165	87	76	13	4	44	1	77	0	13	11	.290	569	4	0	0
Barone, Daniel	0	2	9.50	4	4	0	0	0	0	18.0	31	21	19	2	1	5	0	9	0	0	1	.392	79	2	0	0
Bell, Kristian	1	2	8.67	9	7	0	0	0	0	27.0	50	29	26	2	1	18	1	12	0	4	2	.403	124	2	0	0
Beaulieu, Michael	3	0	2.74	45	0	0	0	4	8	65.2	52	21	20	0	2	32	2	72	0	8	3	.218	239	1	9	6
*Cramer, Bobby	3	4	3.35	12	8	0	0	0	0	43.0	48	29	16	1	2	13	0	39	0	3	2	.274	175	1	0	1
Day, Dewon	0	0	9.15	16	0	0	0	0	0	20.2	31	25	21	1	1	16	2	22	0	4	3	.348	89	0	5	1
Demel, Sam	0	2	0.61	27	0	0	0	11	12	29.1	23	5	2	1	0	9	1	26	0	1	3	.209	110	0	23	0
*Dowdy, Justin	3	0	5.21	14	0	0	0	0	1	19.0	19	12	11	2	2	11	1	12	0	0	0	.253	75	1	6	0
Farley, Chris	1	3	9.22	11	5	0	0	0	0	27.1	42	34	28	6	1	25	1	13	0	7	7	.368	114	1	1	0
Fernandez, Jason	8	8	4.97	30	18	1	0	0	0	125.0	150	76	69	13	9	55	1	74	1	4	25	.308	487	3	3	1
Friend, Justin	1	0	7.71	9	0	0	0	1	1	9.1	12	8	8	1	0	7	0	11	0	2	0	.316	38	0	4	1
Garcia, Angel	2	0	3.99	21	0	0	0	1	1	38.1	38	18	17	1	1	25	1	31	0	3	6	.259	147	1	3	2
Glendon, Jason	1	0	10.43	5	0	0	0	0	0	14.2	22	17	17	2	2	5	1	9	1	1	3	.386	57	5	0	0
Godfrey, Graham	11	8	3.50	28	28	1	0	0	0	159.1	153	70	62	8	7	51	0	110	0	5	10	.248	617	7	0	0
*Haigwood, Daniel	1	2	7.03	7	5	0	0	0	0	24.1	36	23	19	2	1	11	1	11	0	0	1	.346	104	2	1	0
*Hernandez, Carlos	6	1	4.62	9	6	0	0	0	0	39.0	55	22	20	2	0	16	1	21	0	2	6	.348	158	3	0	1
*Henson, James	0	2	6.03	32	0	0	0	1	1	37.1	40	28	25	3	7	33	1	37	1	1	4	.286	140	3	11	2
*Horbeck, Ben	0	1	16.20	1	1	0	0	0	0	3.1	5	7	6	0	0	4	0	1	0	2	2	.385	13	0	0	0
Horton, Jon	4	4	3.33	40	0	0	0	4	7	54.0	45	23	20	2	2	13	1	46	0	2	5	.225	200	2	16	9
Lausford, Jared	1	2	2.36	36	0	0	0	12	14	45.2	43	12	12	2	3	20	0	29	0	4	9	.253	170	2	24	1
Leon, Arnold	2	3	3.51	33	7	0	0	1	3	74.1	71	35	29	3	5	28	0	63	0	5	4	.247	287	2	6	2
Madsen, Michael	0	1	7.50	3	1	0	0	0	0	6.0	9	5	5	2	0	6	0	1	0	0	2	.360	25	0	0	0
Middleton, Kyle	5	2	2.69	9	9	1	1	0	0	60.1	47	20	18	3	1	13	0	38	0	2	2	.209	225	0	0	0
Padron, Raul	0	0	54.00	1	0	0	0	0	0	0.1	4	2	2	0	0	0	0	0	0	0	0	.800	5	0	1	0
Roquet, Rocky	1	3	5.37	43	0	0	0	1	4	58.2	79	39	35	4	1	26	2	46	0	5	10	.324	244	0	11	4
Ross, Tyson	5	4	3.96	9	9	1	0	0	0	50.0	40	22	22	3	1	20	0	31	0	4	10	.225	178	3	0	0
Sharpe, Steven	8	1	4.50	25	0	0	0	1	5	36.0	33	18	18	0	2	15	2	25	0	6	4	.256	129	2	11	1
Soza, Justin	0	2	10.35	5	5	0	0	0	0	20.0	32	28	23	1	2	10	0	13	1	1	3	.368	87	2	0	0
Storey, Mickey	1	0	0.00	4	0	0	0	0	0	7.2	3	0	0	0	1	1	0	9	0	0	0	.120	25	0	0	1
TEAM TOTAL	78	62	4.63	140	140	4	12	37	57	1254.2	1379	737	646	80	60	533	20	888	4	89	138	.281	4914	49	136	33

Kane County Cougars



Kane County Cougars-A
 Philip B. Elfstrom Stadium
 34W002 Cherry Lane
 Geneva, IL 60134
 Phone: (630) 232-8811
 Fax: (630) 232-8815
 Website: www.kccougars.com
 Affiliate (Year): Oakland Athletics (2003)
 Midwest League



Front Office:

President: Mike Woleben
 General Manager: Jeff Sedivy
 Media Relations: Shawn Touney
 stouney@kanecountycougars.com

Stadium:

Philip B. Elfstrom Stadium (1991)
 Capacity: 7,400
 Dimensions: LF-335', CF-400', RF-335'

Field Staff:

Manager: Aaron Nieckula
 Hitting Coach: Haas Pratt
 Pitching Coach: Jimmy Escalante
 Trainer: Brian Thorson

2009 Record:

Overall: 76-64
 First Half: 41-29
 Second Half: 35-35

BATTERS	AVG	G	AB	R	H	2B	3B	HR	RBI	BB	IBB	SO	SB	CS	OBP	SLG	OPS	SF	SAC	HBP	GDP	E
Arrieché, Carlos	.180	73	239	14	43	3	0	1	16	13	0	48	0	4	.232	.205	.437	3	3	4	11	11
Barfield, Jeremy	.262	116	404	48	106	23	2	8	52	48	2	98	1	5	.343	.389	.732	4	0	4	11	9
Berroa, Chris	.219	64	187	27	41	6	2	1	12	21	0	60	8	4	.301	.289	.590	0	0	1	1	2
* Christian, Jason	.261	86	330	51	86	12	4	7	46	41	0	69	28	3	.341	.385	.726	3	3	1	4	13
Coleman, Dusty	.254	93	346	56	88	22	4	8	42	40	1	115	18	8	.345	.410	.756	0	0	8	9	24
* Crumblis, Connor	.280	14	50	11	14	4	1	0	3	11	0	9	2	1	.438	.400	.838	0	1	3	1	2
DeSuse, Grant	.274	69	259	49	71	19	2	11	38	21	0	81	24	0	.334	.490	.825	3	1	4	3	5
GI, Leonardo	.263	53	217	27	57	8	1	1	15	16	0	46	9	8	.322	.323	.645	0	2	3	1	6
Hernandez, Franklin	.225	121	454	50	102	24	6	6	53	23	1	115	4	2	.269	.344	.612	2	1	5	12	4
Kleen, Steve	.282	70	259	42	73	14	1	8	46	28	0	45	3	3	.358	.436	.794	4	0	5	5	6
Ladendorf, Tyler	.231	35	130	13	30	4	2	2	15	10	2	19	2	2	.301	.338	.639	0	2	3	2	10
* LeVier, Mitch	.246	35	122	18	30	7	0	2	18	7	0	25	3	0	.296	.352	.649	3	1	3	2	2
Leyja, Hino	.231	33	121	18	28	4	2	2	5	13	0	33	7	2	.306	.347	.653	0	1	0	3	11
* Napoleon, Dusty	.218	78	229	25	50	12	0	0	16	51	1	49	0	3	.367	.271	.638	2	5	4	6	3
Huarez, Juan	.224	51	161	18	36	7	0	1	10	7	0	44	1	0	.259	.286	.545	1	5	1	1	10
#Parano, Pete	.230	101	326	33	75	9	0	4	36	55	3	55	1	2	.344	.294	.638	3	1	3	12	4
* Parker, Stephen	.244	70	254	27	62	11	2	5	39	25	1	55	1	4	.312	.362	.674	4	1	2	6	3
#Ray, Matt	.222	54	203	24	45	7	1	2	20	25	0	49	7	6	.310	.296	.606	0	4	1	6	7
Spina, Michael	.255	52	184	21	47	10	0	7	28	25	1	48	1	0	.352	.424	.776	5	0	5	2	10
#Thomas, David	.273	36	139	26	38	5	1	4	13	13	0	21	7	4	.342	.410	.752	1	1	2	1	1
TEAM TOTAL	.243	140	4615	598	1122	211	31	80	523	493	12	1085	127	61	.322	.354	.676	38	32	62	99	171

PITCHERS	W	L	ERA	G	GS	CG	SHO	SV	SVO	IP	H	R	ER	HR	HB	BB	IBB	SO	BK	WP	DP	AVG	AB	SF	GF	HLD
* Barham, Trey	4	1	1.24	28	1	0	0	2	3	43.2	26	7	6	1	1	11	1	41	0	1	5	.177	147	2	9	6
* Capra, Anthony	4	7	3.24	18	18	0	0	0	0	100.0	70	39	36	9	3	40	0	103	0	14	6	.197	356	4	0	0
Deal, Scott	1	3	3.56	41	1	0	0	3	5	73.1	68	34	29	3	9	20	0	53	0	4	3	.245	277	6	19	4
Espinal, Leonardo	1	0	0.93	9	0	0	0	1	2	9.2	5	2	1	0	1	2	0	13	0	0	1	.147	34	0	5	3
* Figueroa, Pedro	10	2	3.23	16	16	0	0	0	0	86.1	89	37	31	6	4	31	0	78	2	6	8	.267	333	0	0	0
Fitts, Matthew	3	7	5.73	32	9	0	0	2	3	88.0	98	72	56	5	14	41	1	59	1	8	13	.293	335	5	8	3
Guzman, Jose	2	1	5.01	25	0	0	0	4	6	32.1	34	19	18	2	0	11	0	34	0	1	0	.260	131	0	10	5
Hart, Mike	0	2	2.96	17	0	0	0	0	2	24.1	22	12	8	1	1	13	0	23	0	1	0	.239	92	2	5	1
Haviland, Shawn	6	11	4.71	28	28	0	0	0	0	153.0	170	90	80	9	13	53	0	121	1	13	7	.283	601	5	0	0
* Horubek, Ben	4	0	1.24	7	4	0	0	0	0	36.1	19	6	5	2	1	10	0	47	0	4	4	.158	120	0	1	0
Hunter, Brett	0	1	6.85	21	8	0	0	0	1	47.1	38	42	36	2	3	59	0	55	2	10	0	.225	169	4	3	2
* Huttenlocher, Anthony	1	2	2.74	13	0	0	0	0	0	23.0	13	9	7	1	1	3	0	28	0	0	0	.155	84	0	4	2
Leblanc Poirier, Mathieu	5	7	4.13	14	13	0	0	0	0	69.2	71	40	32	3	11	29	0	49	1	14	6	.262	271	1	0	0
Lee, Chad	1	1	6.30	2	2	0	0	0	0	10.0	10	8	7	1	2	4	0	4	0	5	2	.244	41	0	0	0
* LeVier, Mitch	0	1	13.50	1	0	0	0	0	0	0.2	1	1	1	0	0	3	1	1	0	0	0	.333	3	0	0	0
Nurray, Justin	5	1	2.84	37	0	0	0	12	16	44.1	43	16	14	5	2	14	2	45	0	2	6	.256	168	1	26	5
Napoleon, Dusty	0	0	0.00	2	0	0	0	0	0	2.0	2	0	0	0	0	0	0	1	0	0	0	.250	8	0	2	0
* Ramirez, Anivoris	5	2	3.29	9	9	0	0	0	0	52.0	57	23	19	2	1	11	0	33	1	2	5	.278	205	2	0	0
Ray, Jason	2	0	2.30	11	1	0	0	0	1	15.3	14	4	4	0	0	5	0	11	0	2	2	.241	58	0	1	1
Richmond, Jamie	4	3	2.70	26	0	0	0	4	6	50.0	48	17	15	3	1	5	1	40	0	4	2	.245	196	0	12	4
Selenis, Josue	6	1	3.34	33	0	0	0	1	2	56.2	51	26	21	2	1	23	0	48	2	8	2	.239	213	3	8	3
Smalley, Kenny	9	8	2.73	29	21	0	0	0	1	131.2	109	49	40	6	9	60	1	119	0	9	7	.226	483	6	3	1
Smith, Murphy	2	2	4.75	9	9	0	0	0	0	36.0	40	19	19	2	1	17	0	31	0	1	5	.292	137	0	0	0
Smyth, Paul	1	0	0.00	5	0	0	0	2	2	7.0	2	0	0	0	0	0	0	7	0	0	0	.083	24	0	3	1
Storey, Mickey	0	0	0.52	13	0	0	0	9	10	17.1	5	1	1	0	2	1	0	23	0	0	1	.088	57	0	10	0
Thomas, Daniel	0	1	5.23	15	0	0	0	4	4	20.2	22	12	12	0	1	12	3	23	0	0	0	.275	80	0	9	2
TEAM TOTAL	76	64	3.63	140	140	0	7	44	64	1231.0	1127	585	497	65	82	478	10	1090	10	109	85	.244	4623	41	138	43

Vancouver Canadians



Vancouver Canadians-Short A

Nat Bailey Stadium
4601 Ontario Street
Vancouver, BC V5V 2H4
Phone: (604) 872-5232
Fax: (604) 872-1714

Website: www.canadiansbaseball.com
Affiliate (Year): Oakland Athletics (1999)
Northwest League



Front Office:

Principal Owners: Jake Kerr, Jeff Mooney
General Manager: Jason Takefman
Media Relations: Rob Fai, 604-872-5232 x340
rfai@canadiansbaseball.com

Field Staff:

Manager: Rick Magnante
Hitting Coach: Casey Myers
Pitching Coach: Craig Lefferts
Trainer: Travis Tims

2009 Record:

Overall: 36-40

Stadium:

Nat Bailey Stadium (1952)
Capacity: 6,500
Dimensions: LF-335', CF-395', RF-335'

BATTERS	AVG	G	AB	R	H	2B	3B	HR	RBI	BB	IBB	SO	SB	CS	OBP	SLG	OPS	SF	SAC	HBP	GDP	E
*Alotti, Anthony	.299	60	218	19	52	8	0	0	25	36	0	63	6	1	.351	.275	.627	2	2	3	8	5
*Crisotomo, Jose	.297	47	158	23	47	5	0	0	16	15	0	25	4	4	.360	.329	.689	1	2	1	3	4
*Crumbliss, Couner	.293	57	205	40	60	9	4	2	25	49	0	28	11	2	.425	.405	.830	4	2	1	1	7
Dixon, Rashun	.214	57	196	25	42	7	0	2	16	23	0	73	6	4	.300	.281	.581	2	0	2	2	1
Gi, Leonardo	.250	9	32	8	8	1	2	0	8	4	0	8	0	0	.342	.406	.748	1	0	1	1	4
*Gilmartin, Michael	.232	60	228	34	53	10	1	3	22	25	0	51	5	2	.320	.325	.645	1	6	5	7	13
Hou se, Tyreace	.291	56	196	31	57	3	0	0	16	17	0	38	19	10	.365	.306	.671	0	3	6	4	3
Jernigan, Ryne	.268	62	220	37	59	12	1	4	30	18	1	40	7	1	.331	.386	.717	3	5	4	7	19
Leyja, Hino	.269	16	67	5	18	3	0	1	7	3	0	19	3	0	.300	.358	.658	0	3	0	1	4
Luis, Marcos	.280	30	93	6	26	7	0	0	10	10	0	15	0	0	.346	.355	.701	1	2	0	2	7
Ortiz, Gabriel	.255	26	98	12	25	4	1	1	13	3	0	30	2	1	.275	.347	.621	1	1	0	2	3
Ortiz, Ryan	.258	48	151	25	39	12	1	4	24	26	0	29	3	0	.388	.430	.818	0	0	6	5	5
Richard, Myrio	.255	53	192	26	49	4	2	1	22	26	2	41	4	2	.348	.313	.661	5	2	4	5	1
Rutherford, Rodney	.209	23	67	4	14	5	0	0	5	7	0	20	2	0	.289	.284	.573	1	1	1	2	3
So sa, Wilfredo	.213	41	141	23	30	10	0	2	19	12	0	49	3	1	.289	.326	.616	2	5	4	1	13
Stasi, Max	.286	13	49	3	14	4	0	0	8	2	0	11	0	0	.340	.367	.707	0	0	2	3	0
Walton, Kent	.296	67	270	28	80	20	1	2	36	19	1	45	5	2	.344	.400	.744	3	1	2	8	
TEAM TOTAL	.261	76	2581	349	673	124	13	22	302	295	4	585	80	30	.343	.344	.687	27	35	42	62	109

PITCHERS	W	L	ERA	G	GS	CG	SHO	SV	SVO	IP	H	R	ER	HR	HB	BB	IBB	SO	BK	WP	DP	AVG	AB	SF	GF	HLD
Adames, Joselito	5	6	6.47	16	16	0	0	0	0	72.1	92	57	52	3	9	32	0	40	0	9	8	.315	292	3	0	0
Arrija, Jorge	2	1	4.45	21	0	0	0	0	0	28.1	28	15	14	1	3	22	1	19	0	2	4	.262	107	2	5	1
Christensen, Kyle	5	0	4.94	12	0	0	0	0	1	23.2	27	13	13	3	1	12	0	21	0	2	2	.287	94	2	1	1
Garcia, Hector	0	0	10.13	6	4	0	0	0	0	16.0	24	20	18	0	2	13	0	9	1	7	0	.358	67	1	0	0
Gilliam, Robert	2	0	5.19	6	0	0	0	0	2	8.2	9	5	5	1	0	5	0	11	0	1	0	.290	31	0	2	2
Guzman, Jose	0	1	2.61	9	0	0	0	6	6	10.1	7	3	3	1	0	2	1	11	0	0	2	.200	35	0	9	0
Hoehn, Connor	0	1	1.00	15	0	0	0	7	7	18.0	9	3	2	0	0	7	0	25	0	2	0	.143	63	0	10	2
Hunter, Brett	0	0	7.20	4	0	0	0	0	0	5.0	10	5	4	0	0	3	0	4	0	0	2	.435	23	0	1	0
Joseph, Jonathan	0	2	4.94	16	8	0	0	0	0	54.2	65	40	30	4	4	25	0	35	0	5	10	.300	217	1	3	0
*Krol, Ian	0	1	8.10	3	1	0	0	0	0	3.1	6	5	3	0	0	1	0	4	0	0	0	.375	16	1	0	0
Lee, Chad	2	0	0.00	3	3	0	0	0	0	15.0	1	0	0	0	1	6	0	17	0	1	2	.023	44	0	0	0
Long, Nathan	1	2	6.69	22	0	0	0	0	0	36.1	45	31	27	5	2	14	2	25	2	6	2	.298	151	2	8	1
Morik, Ronny	1	7	4.86	17	12	0	0	0	0	63.0	70	42	34	4	3	24	0	73	2	4	4	.285	246	4	1	0
Penalba, Ricardo	2	5	4.80	21	6	0	0	1	2	45.0	52	28	24	2	7	27	2	47	3	4	1	.286	182	2	6	2
*Peterson, Maxwell	2	1	4.71	17	1	0	0	0	1	21.0	30	20	11	2	3	16	0	25	0	2	0	.326	92	2	3	3
*Ramos, Julio	6	5	2.38	13	13	0	0	0	0	72.0	67	30	19	4	1	18	0	64	0	4	12	.248	270	1	0	0
Schultz, Bo	2	3	2.66	26	0	0	0	0	1	44.0	29	19	13	0	4	19	2	48	0	5	3	.185	157	1	8	7
Smith, Murphy	0	0	0.00	1	1	0	0	0	0	4.0	2	1	0	0	0	1	0	5	1	0	1	.143	14	0	0	0
Smyth, Paul	1	0	0.00	20	0	0	0	9	9	29.1	12	0	0	0	1	4	1	37	0	0	2	.122	98	0	11	2
Strah, Daniel	5	3	4.12	16	11	0	0	0	0	59.0	66	27	27	5	5	18	0	66	0	2	6	.286	231	1	1	0
Street, Justin	0	1	5.57	21	0	0	0	0	0	32.1	39	27	20	3	1	17	2	30	0	6	0	.289	135	3	4	1
Vidal, Pedro	0	1	10.24	6	0	0	0	0	0	9.2	13	11	11	2	0	4	1	8	0	0	0	.325	40	1	3	0
TEAM TOTAL	36	40	4.41	76	76	0	5	23	29	671.0	703	402	329	40	47	290	12	624	9	62	61	.270	2605	27	76	22

Arizona A's



Arizona A's-Rookie
 Papago Park Baseball Complex
 1802 North 64th Street
 Phoenix, AZ 85008
 Phone: (480) 949-5951
 Fax: (480) 945-0557
 Affiliate (Year): Oakland Athletics (1988)
 Arizona League



Field Staff:

Manager: Marcus Jensen
 Hitting Coach: Juan Dilone
 Pitching Coach: Ariel Prieto
 Trainer: Chris Lessner

2009 Record:

Overall: 22-34
 First Half: 10-18 Second Half: 12-16

BATTERS	AVG	G	AB	R	H	2B	3B	HR	RBI	BB	IBB	SO	SB	CS	OBP	SLG	OPS	SF	SAC	HBP	GDP	E
Affinito, Christopher	.300	48	180	21	54	11	1	5	36	18	0	56	0	1	.368	.456	.823	3	0	3	8	4
*Barton, Daric	.278	6	18	3	5	1	0	1	3	6	0	4	0	0	.458	.500	.958	0	0	0	0	0
Brazoban, Yendy	.220	30	109	11	24	5	1	0	5	2	0	29	3	1	.234	.284	.519	0	1	0	0	3
Castillo, Geraaklo	.265	55	189	29	50	7	0	0	20	43	0	34	3	3	.408	.302	.709	2	3	4	4	19
Chen, Yung Chi	.346	8	26	3	9	5	0	1	8	4	0	6	0	0	.419	.654	1.073	1	0	0	2	0
Clune, Hendy	.244	41	127	18	31	1	1	0	8	13	1	40	11	2	.324	.268	.592	0	3	2	4	17
*Cousigli, Royce	.202	26	94	14	19	3	1	0	13	16	0	20	3	0	.330	.255	.586	0	1	2	2	5
Crosby, Blake	.217	20	69	6	15	0	0	0	6	5	0	16	0	1	.295	.217	.512	1	2	3	3	2
De Leon, Abraham	.140	24	50	6	7	0	0	1	4	5	0	22	0	0	.224	.200	.424	2	1	1	1	2
#Eusebio, Joel	.189	33	95	15	18	6	0	1	7	22	0	32	2	0	.353	.284	.637	0	0	2	0	9
Garcia, Elvis	.225	32	102	10	23	4	0	0	7	5	0	26	1	0	.259	.265	.524	1	3	0	0	1
Laudaeta, Douglas	.248	39	141	18	35	6	5	0	18	13	0	27	3	1	.314	.362	.676	1	0	1	3	5
*Leyland, Joshua	.150	7	20	3	3	0	0	0	1	4	0	11	0	1	.370	.150	.520	0	0	3	0	0
Lopez, Diomedes	.212	16	52	6	11	2	1	0	4	5	0	24	0	0	.293	.288	.582	0	0	1	0	1
Made, Akibades	.242	43	128	18	31	2	4	1	13	18	0	41	4	1	.351	.344	.695	1	2	4	4	7
*Parker, Stephen	.214	3	14	2	3	2	0	0	2	1	0	6	0	0	.267	.357	.624	0	0	0	0	0
Richard, Myrio	.308	4	13	1	4	2	0	0	0	1	0	3	2	0	.357	.462	.819	0	0	0	0	0
Rosario, Robin	.163	29	98	15	16	4	2	2	8	10	0	37	1	0	.239	.306	.545	1	0	0	2	6
Shaw, Anthony	.199	43	141	16	28	6	2	0	6	13	0	45	4	2	.280	.270	.550	0	3	3	2	3
So to, Ramon	.246	21	69	8	17	4	3	0	5	7	0	15	1	0	.312	.391	.703	1	0	0	2	4
Spina, Michael	.500	2	6	1	3	1	0	0	0	0	0	0	0	0	.500	.667	1.167	0	0	0	0	2
Stassi, Max	.000	1	1	0	0	0	0	0	0	1	0	1	0	0	.500	.000	.500	0	0	0	0	0
Wells, Jeremy	.291	45	148	27	43	2	3	0	17	21	0	21	15	3	.398	.345	.742	1	1	6	2	10
#Winubery, Corey	.000	4	11	1	0	0	0	0	1	1	0	1	1	0	.083	.000	.083	0	0	0	0	1
TEAM TOTAL	.236	56	1901	252	449	74	24	12	192	234	1	517	54	16	.329	.319	.648	15	20	35	39	110

PITCHERS	W	L	ERA	G	GS	CG	SHO	SV	SVO	IP	H	R	ER	HR	HB	BB	IBB	SO	BK	WP	DP	AVG	AB	SF	GF	HLD
Acevedo, Rony	1	1	7.67	19	1	0	0	0	1	31.2	47	31	27	3	4	14	0	22	0	7	2	.353	133	3	4	2
Cameron, Kevin	0	0	0.00	1	1	0	0	0	0	1.0	0	0	0	0	0	0	0	2	0	0	0	.000	3	0	0	0
De Los Santos, Pantino	0	1	3.86	7	7	0	0	0	0	11.2	12	6	5	0	1	4	0	16	1	4	1	.279	43	0	0	0
Diaz, Victor	0	0	11.12	11	0	0	0	0	0	11.1	13	20	14	0	2	19	0	6	0	13	1	.295	44	5	3	0
Duchscherer, Justin	0	0	0.00	1	1	0	0	0	0	5.0	4	0	0	0	0	0	0	3	0	0	2	.235	17	0	0	0
*Dunn, Omar	1	1	5.40	12	1	0	0	0	1	15.0	14	17	9	0	3	11	0	21	3	5	1	.237	59	2	4	0
Ferreiras, Ronald	3	0	6.62	18	0	0	0	0	1	35.1	36	28	26	4	2	23	1	20	0	3	2	.261	138	3	4	0
Garcia, Hector	0	1	7.45	7	5	0	0	0	1	19.1	15	22	16	0	2	18	0	18	2	7	2	.214	70	1	0	0
Gilliam, Robert	0	1	0.00	2	0	0	0	0	0	3.0	4	3	0	0	1	0	0	2	0	0	0	.286	14	0	0	1
Hoehn, Connor	0	1	4.50	2	1	0	0	0	0	2.0	1	1	1	0	0	2	0	3	0	0	0	.143	7	0	0	0
Hunter, Brett	0	1	1.93	4	3	0	0	0	0	4.2	0	2	1	0	3	1	0	5	0	2	0	.000	14	0	0	0
*Huttenbaker, Anthony	1	1	2.70	10	0	0	0	3	5	13.1	14	6	4	0	1	1	0	17	0	1	1	.264	53	1	10	0
Jimenez, Deivi	2	5	6.49	14	9	0	0	0	0	51.1	68	47	37	7	7	15	0	46	0	4	3	.306	222	2	1	1
*Krol, Ian	0	0	0.00	1	1	0	0	0	0	1.0	0	0	0	0	0	0	0	0	0	0	0	.000	3	0	0	0
*Marks, Justin	0	1	**	1	1	0	0	0	0	0.0	3	6	6	1	0	4	0	0	0	0	0	1.000	3	0	0	0
Nederos, Christopher	3	1	2.14	11	2	0	0	0	0	21.0	14	5	5	1	0	2	0	26	0	1	0	.194	72	1	1	0
Mitchell, Michael	0	0	0.00	1	0	0	0	0	0	1.0	0	0	0	0	0	0	0	0	0	0	0	.000	3	0	0	0
Mota, David	1	0	6.14	6	0	0	0	0	0	7.1	4	5	5	0	1	7	0	11	0	6	0	.160	25	0	0	1
Oliveiro, Jose	3	2	2.89	10	0	0	0	0	1	18.2	24	12	6	1	1	9	0	16	0	5	1	.308	78	1	0	1
Paez, Argenis	0	5	3.68	15	9	0	0	0	0	51.1	44	26	21	1	4	21	0	46	0	5	3	.235	187	0	0	1
Pena, Jorge	1	1	2.87	4	3	0	0	0	0	15.2	12	5	5	1	0	4	0	17	0	1	1	.211	57	1	0	0
*Peterson, Maxwell	0	0	0.00	3	0	0	0	1	1	4.0	3	0	0	0	0	0	0	6	0	0	1	.200	15	0	1	0
*Quigley, Ryan	3	2	4.62	17	0	0	0	0	3	25.1	25	18	13	0	3	16	0	31	0	12	1	.253	99	1	2	1
*Ramirez, Anivioris	1	1	4.56	6	3	0	0	0	0	23.2	27	14	12	1	1	7	0	22	2	3	2	.284	95	1	0	0
Reyes, Luis	0	4	6.38	16	5	0	0	1	2	42.1	49	35	30	2	5	25	0	35	0	2	3	.299	164	4	2	2
Sanchez, Jose	2	0	3.41	15	0	0	0	0	0	29.0	27	11	11	1	8	17	0	24	1	6	4	.250	108	0	3	2
Smith, Murphy	0	1	6.00	3	2	0	0	0	0	6.0	6	4	4	1	1	0	0	4	0	0	0	.261	23	0	0	1
Tenholder, Daniel	0	2	5.26	19	0	0	0	1	2	25.2	31	17	15	1	4	10	1	26	0	0	0	.292	106	0	11	1
Thomas, Daniel	0	0	4.50	2	1	0	0	0	0	2.0	1	1	1	0	0	1	0	2	0	0	0	.143	7	0	0	0
Vidal, Pedro	0	1	3.71	13	0	0	0	3	5	17.0	22	11	7	1	2	3	0	23	1	3	1	.301	73	0	10	1
TEAM TOTAL	22	34	5.10	56	56	0	0	9	23	495.2	520	353	281	26	56	234	2	470	10	90	32	.269	1935	26	56	15

2009 Oakland A's Draft Picks

Rd.	Pick	Player	School	Pos	B/T	Ht	Wt	DOB	Class
1	13	Green, Grant	U Southern California	SS	R/R	6'03"	185	9/27/1987	JR
3	92	Marks, Justin	U Louisville	LHP	L/L	6'03"	195	1/12/1988	JR
4	123	Stassi, Max	Yuba City HS (CA)	C	R/R	5'10"	205	3/15/1991	HS
5	153	Parker, Stephen	Brigham Young U	3B	L/R	6'02"	200	9/3/1987	JR
6	183	Ortiz, Ryan	Oregon St U	C	R/R	6'03"	205	9/29/1987	JR
7	213	Krol, Ian	Neuqua Valley HS (IL)	LHP	L/L	6'01"	180	5/9/1991	HS
8	243	Gilliam, Robert	UNC Greensboro	RHP	R/R	6'01"	195	11/29/1987	JR
9	273	Richard, Myrio	Prairie View A&M U	CF	R/R	6'02"	185	8/27/1988	JR
10	303	Dyson, Samuel	U South Carolina Columbia	RHP	R/R	6'02"	205	5/7/1988	JR
11	333	Spina, Michael	U Cincinnati	3B	R/R	6'00"	220	12/17/1986	SR
12	363	Hoehn, Connor	St Petersburg JC	RHP	R/R	6'01"	205	7/5/1989	JR
13	393	Smith, Murphy	Binghamton U	RHP	R/R	6'03"	210	8/25/1987	JR
14	423	Gagnier, Drew	U Oregon	RHP	R/R	6'04"	225	9/21/1988	JR
15	453	Aliotti, Anthony	St Marys Col	1B	L/L	6'01"	190	2/16/1987	JR
16	483	Leyland, Joshua	San Dimas HS (CA)	C	L/R	6'01"	220	7/6/1991	HS
17	513	Stover, Pat	Rocklin HS (CA)	OF	R/R	6'04"	210	9/12/1990	HS
18	543	Peterson, Maxwell	San Jose St U	LHP	L/L	6'02"	210	6/27/1988	JR
19	573	Tenholder, Daniel	Austin Peay St U	RHP	R/R	6'02"	198	7/6/1988	JR
20	603	Bernard, Tyler	Valley Center HS (CA)	SS	R/R	6'01"	175	9/17/1991	HS
21	633	Faulkner, Michael	Germantown HS (TN)	CF	L/L	5'09"	160	6/28/1991	HS
22	663	Quigley, Ryan	Northeastern U	LHP	L/L	6'04"	205	9/11/1987	JR
23	693	Walton, Kent	Brigham Young U	CF	R/R	6'00"	185	12/11/1986	SR
24	723	Straily, Daniel	Marshall U	RHP	R/R	6'02"	229	12/1/1988	JR
25	753	Mederos, Christopher	Georgia Southern U	RHP	R/R	6'03"	175	5/17/1987	JR
26	783	Long, Nathan	U Texas Arlington	RHP	R/R	6'02"	210	2/9/1986	5S
27	813	Gilmartin, Michael	Wofford Col	2B	S/R	6'00"	190	7/14/1987	JR
28	843	Crumbliss, Connor	Emporia St U	2B	L/R	5'08"	175	4/19/1987	SR
29	873	Zunino, Michael	Mariner HS (FL)	C	R/R	6'01"	190	3/25/1991	HS
30	903	Consigli, Royce	Notre Dame Col	OF	L/R	5'11"	200	7/7/1991	HS
31	933	Texidor, Ian	C.E.D.E.A. HS	3B	R/R	6'02"	190	6/15/1991	HS
32	963	Claypool, Garrett	UC Los Angeles	RHP	R/R	6'02"	175	8/21/1988	JR
33	993	Bolsinger, Michael	U Arkansas Fayetteville	RHP	R/R	6'02"	212	1/29/1988	JR
34	1023	Brown, Dylan	Oklahoma St U	CF	R/R	6'03"	190	10/21/1987	JR
35	1053	Smyth, Paul	U Kansas	RHP	R/R	5'11"	210	4/1/1987	SR
36	1083	Wells, Jeremy	Patten U	2B	R/R	5'11"	175	8/9/1986	SR
37	1113	Bates, Colin	UNC Chapel Hill	RHP	R/R	6'01"	185	3/10/1988	JR
38	1143	Archer, Tristan	Sullivan South HS (TN)	RHP	R/R	6'03"	165	10/18/1990	HS
39	1173	Lockwood, Ryan	U South Florida	OF	L/R	5'10"	170	12/18/1987	JR
40	1203	O'Dowd, Chris	Regis Jesuit HS (CO)	C	S/R	5'11"	180	10/4/1990	HS
41	1233	Hilt, Justin	Elon U	RF	R/R	6'00"	200	4/29/1988	JR
42	1263	Crosby, Blake	Cal St Sacramento	1B	R/R	6'01"	185	9/11/1984	5S
43	1293	Lipkin, Ryan	U San Francisco	C	R/R	5'11"	200	10/8/1987	JR
44	1323	Huttenlocker, A.J.	Missouri Western St Col	LHP	L/L	6'03"	195	8/5/1986	SR
45	1353	Shaw, Anthione	St Augustine's Col	OF	R/R	6'01"	187	8/22/1987	JR
46	1383	Eusebio, Joel	Northeastern St U	IF	S/R	5'08"	175	2/1/1985	SR
47	1413	Roller, Kyle	East Carolina U	1B	L/R	6'01"	250	3/27/1988	JR
48	1443	Johnson, Addison	Clemson U	CF	L/L	5'07"	175	12/26/1987	JR
49	1473	Giansanti, Anthony	Siena Col	LF	R/R	5'10"	190	9/28/1988	JR
50	1503	Biagini, Tanner	Virginia Military Institute	3B	R/R	6'03"	217	8/6/1988	JR

Bold indicates players signed

Major League Affiliations

Baltimore Orioles

- Norfolk Tides (AAA)
- Bowie Baysox (AA)
- Frederick Keys (A Adv.)
- Delmarva Shorebirds (A)
- Aberdeen IronBirds (SS)
- Bluefield Orioles (R)
- DSL Orioles (R)
- GCL Orioles (R)

Boston Red Sox

- Pawtucket Red Sox (AAA)
- Portland Sea Dogs (AA)
- Salem Red Sox (A Adv.)
- Greenville Drive (A)
- Lowell Spinners (SS)
- DSL Red Sox (R)
- GCL Red Sox (R)

Chicago White Sox

- Charlotte Knights (AAA)
- Birmingham Barons (AA)
- Winston-Salem Dash (A Adv.)
- Kannapolis Intimidators (A)
- Bristol Sox (R)
- DSL White Sox1 (R)
- DSL White Sox2 (R)
- Great Falls Voyagers (R)

Cleveland Indians

- Columbus Clippers (AAA)
- Akron Aeros (AA)
- Kinston Indians (A Adv.)
- Lake County Captains (A)
- Mahoning Valley Scrappers (SS)
- AZL Indians (R)
- DSL Indians (R)

Detroit Tigers

- Toledo Mud Hens (AAA)
- Erie SeaWolves (AA)
- Lakeland Flying Tigers (A Adv.)
- West Michigan Whitecaps (A)
- Oneonta Tigers (SS)
- DSL Tigers (R)
- GCL Tigers (R)
- VSL Tigers (R)

Kansas City Royals

- Omaha Royals (AAA)
- Northwest Arkansas Naturals (AA)
- Wilmington Blue Rocks (A Adv.)
- Burlington Bees (A)
- AZL Royals (R)
- Burlington Royals (R)
- DSL Royals (R)
- Idaho Falls Chukars (R)

Los Angeles Angels of Anaheim

- Salt Lake Bees (AAA)
- Arkansas Travelers (AA)
- Rancho Cucamonga Quakes (A Adv.)
- Cedar Rapids Kernels (A)
- AZL Angels (R)
- DSL Angels (R)
- Orem Owlz (R)

Minnesota Twins

- Rochester Red Wings (AAA)
- New Britain Rock Cats (AA)
- Fort Myers Miracle (A Adv.)
- Beloit Snappers (A)
- DSL Twins (R)
- Elizabethton Twins (R)
- GCL Twins (R)

New York Yankees

- Scranton/Wilkes-Barre Yankees (AAA)
- Trenton Thunder (AA)
- Tampa Yankees (A Adv.)
- Charleston RiverDogs (A)
- Staten Island Yankees (SS)
- DSL Yankees1 (R)
- DSL Yankees2 (R)
- GCL Yankees (R)

Oakland A's

- Sacramento River Cats (AAA)
- Midland RockHounds (AA)
- Stockton Ports (A Adv.)
- Kane County Cougars (A)
- Vancouver Canadians (SS)
- AZL Athletics (R)
- DSL Athletics1 (R)
- DSL Athletics2 (R)

Seattle Mariners

- Tacoma Rainiers (AAA)
- West Tenn Diamond Jaxx (AA)
- High Desert Mavericks (A Adv.)
- Clinton LumberKings (A)
- Everett AquaSox (SS)
- AZL Mariners (R)
- DSL Mariners (R)
- Pulaski Mariners (R)
- VSL Mariners (R)

Tampa Bay Rays

- Durham Bulls (AAA)
- Montgomery Biscuits (AA)
- Charlotte Stone Crabs (A Adv.)
- Bowling Green Hot Rods (A)
- Hudson Valley Renegades (SS)
- DSL Rays (R)
- GCL Rays (R)
- Princeton Rays (R)
- VSL Rays (R)

Texas Rangers

- Oklahoma City RedHawks (AAA)
- Frisco RoughRiders (AA)
- Bakersfield Blaze (A Adv.)
- Hickory Crawdads (A)
- Spokane Indians (SS)
- AZL Rangers (R)
- DSL Rangers1 (R)
- DSL Rangers2 (R)

Toronto Blue Jays

- Las Vegas 51s (AAA)
- New Hampshire Fisher Cats (AA)
- Dunedin Blue Jays (A Adv.)
- Lansing Lugnuts (A)
- Auburn Doubledays (SS)
- DSL Blue Jays1 (R)
- DSL Blue Jays2 (R)
- GCL Blue Jays (R)

Major League Affiliations

Arizona Diamondbacks

- Reno Aces (AAA)
- Mobile BayBears (AA)
- Visalia Rawhide (A Adv.)
- South Bend Silver Hawks (A)
- Yakima Bears (SS)
- DSL Diamondbacks (R)
- Missoula Osprey (R)

Atlanta Braves

- Gwinnett Braves (AAA)
- Mississippi Braves (AA)
- Myrtle Beach Pelicans (A Adv.)
- Rome Braves (A)
- DSL Braves (R)
- Danville Braves (R)
- GCL Braves (R)

Chicago Cubs

- Iowa Cubs (AAA)
- Tennessee Smokies (AA)
- Daytona Cubs (A Adv.)
- Peoria Chiefs (A)
- Boise Hawks (SS)
- AZL Cubs (R)
- DSL Cubs1 (R)
- DSL Cubs2 (R)

Cincinnati Reds

- Louisville Bats (AAA)
- Carolina Mudcats (AA)
- Lynchburg Hillcats (A Adv.)
- Dayton Dragons (A)
- Billings Mustangs (R)
- DSL Reds (R)
- GCL Reds (R)

Colorado Rockies

- Colorado Springs Sky Sox (AAA)
- Tulsa Drillers (AA)
- Modesto Nuts (A Adv.)
- Asheville Tourists (A)
- Tri-City Dust Devils (SS)
- Casper Ghosts (R)
- DSL Rockies (R)

Florida Marlins

- New Orleans Zephyrs (AAA)
- Jacksonville Suns (AA)
- Jupiter Hammerheads (A Adv.)
- Greensboro Grasshoppers (A)
- Jamestown Jammers (SS)
- DSL Marlins (R)
- GCL Marlins (R)

Houston Astros

- Round Rock Express (AAA)
- Corpus Christi Hooks (AA)
- Lancaster JetHawks (A Adv.)
- Lexington Legends (A)
- Tri-City Valley Cats (SS)
- DSL Astros (R)
- GCL Astros (R)
- Greenville Astros (R)
- VSL Astros (R)

Los Angeles Dodgers

- Albuquerque Isotopes (AAA)
- Chattanooga Lookouts (AA)
- Inland Empire 66ers (A Adv.)
- Great Lakes Loons (A)
- AZL Dodgers (R)
- DSL Dodgers (R)
- Ogden Raptors (R)

Milwaukee Brewers

- Nashville Sounds (AAA)
- Huntsville Stars (AA)
- Brevard County Manatees (A Adv.)
- Wisconsin Timber Rattlers (A)
- AZL Brewers (R)
- Helena Brewers (R)

New York Mets

- Buffalo Bisons (AAA)
- Binghamton Mets (AA)
- St. Lucie Mets (A Adv.)
- Savannah Sand Gnats (A)
- Brooklyn Cyclones (SS)
- DSL Mets (R)
- GCL Mets (R)
- Kingsport Mets (R)
- VSL Mets (R)

Philadelphia Phillies

- Lehigh Valley IronPigs (AAA)
- Reading Phillies (AA)
- Clearwater Threshers (A Adv.)
- Lakewood BlueClaws (A)
- Williamsport Crosscutters (SS)
- DSL Phillies (R)
- GCL Phillies (R)
- VSL Phillies (R)

Pittsburgh Pirates

- Indianapolis Indians (AAA)
- Altoona Curve (AA)
- Bradenton Marauders (A Adv.)
- West Virginia Power (A)
- State College Spikes (SS)
- DSL Pirates (R)
- GCL Pirates (R)
- VSL Pirates (R)

San Diego Padres

- Portland Beavers (AAA)
- San Antonio Missions (AA)
- Lake Elsinore Storm (A Adv.)
- Fort Wayne TinCaps (A)
- Eugene Emeralds (SS)
- AZL Padres (R)
- DSL Padres (R)

San Francisco Giants

- Fresno Grizzlies (AAA)
- Connecticut Defenders (AA)
- Richmond Flying Squirrels (AA)
- San Jose Giants (A Adv.)
- Augusta GreenJackets (A)
- Salem-Keizer Volcanoes (SS)
- AZL Giants (R)
- DSL Giants (R)

St. Louis Cardinals

- Memphis Redbirds (AAA)
- Springfield Cardinals (AA)
- Palm Beach Cardinals (A Adv.)
- Quad Cities River Bandits (A)
- Batavia Muckdogs (SS)
- DSL Cardinals (R)
- GCL Cardinals (R)
- Johnson City Cardinals (R)
- VSL Cardinals (R)

Washington Nationals

- Syracuse Chiefs (AAA)
- Harrisburg Senators (AA)
- Potomac Nationals (A Adv.)
- Hagerstown Suns (A)
- Vermont Lake Monsters (SS)
- DSL Nationals1 (R)
- DSL Nationals2 (R)
- GCL Nationals (R)

Delmarva Shorebirds



Delmarva Shorebirds-Class A

Arthur W. Perdue Stadium

P.O. Box 1557

Salisbury, MD 21802

Phone: (410) 219-3112

Fax: (410) 219-9164

Website: www.theshorebirds.com

Email: info@theshorebirds.com

Affiliate (Year): Baltimore Orioles (1997)

South Atlantic League



Executives:

Ownership Group:

Chairman and CEO:

President:

General Manager:

Asst. General Manager:

Office Manager:

7th Inning Stretch, LLC

Thomas Volpe

Pat Filippone

Chris Bitters

James Sweet

Audrey Vane

Sales & Marketing:

Director, Ticket Sales:

Manager, Group Sales/Inside Sales:

Manager, Marketing:

Executive, Corporate Sales/Special Events:

Account Executive:

Manager, Accounting:

Evan Wagner

David Bledsoe

Brandon Berns

Adrian Urbanski

Lindsay Carroll

Gail Potts

Community Relations:

Director, Community Relations:

Emily Horlacher

Broadcasting:

Director, Broadcasting/Graphic Design:

Bret Lasky

Stadium Operations:

Director, Stadium Operations:

Head Groundskeeper:

Aaron Becker

David Super

2009 Shorebirds Team Stats

BATTERS	AVG	G	AB	R	H	2B	3B	HR	RBI	BB	IBB	SO	SB	CS	OBP	SLG	OPS	SF	SAC	HBP	GDP	E
*Avery, Xavier	.262	129	473	55	124	15	8	2	36	27	0	111	30	10	.306	.340	.647	2	3	4	3	12
Bernardo, Luis	.213	82	253	21	54	11	1	1	25	12	0	51	2	0	.257	.277	.533	1	10	3	4	11
Black, Dustin	.159	18	44	3	7	2	0	2	4	4	0	14	1	0	.245	.341	.586	0	0	1	3	1
*Britton, Buck	.455	3	11	1	5	2	0	0	1	0	0	1	0	0	.455	.636	1.091	0	0	0	1	1
Cardona, Rodolfo	.235	46	132	19	31	8	3	1	22	11	1	35	3	3	.301	.364	.665	1	5	2	1	6
Carolus, Levi	.250	17	60	5	15	3	1	1	7	3	0	15	3	2	.297	.383	.680	0	2	1	1	3
#Castillo, Victor	.188	27	64	6	12	2	0	1	7	6	0	16	1	0	.257	.266	.523	0	0	0	0	0
*Conley, Brian	.156	29	64	12	10	1	0	1	7	16	0	18	1	0	.325	.219	.544	0	2	0	0	2
Flacco, Michael	.158	5	19	3	3	1	0	0	1	1	0	7	1	0	.238	.211	.449	0	0	1	2	0
Helmick, Gary	.059	6	17	5	1	1	0	0	1	4	0	6	0	0	.238	.118	.356	0	0	0	0	3
Hoes, Jerome	.260	119	431	42	112	19	0	2	47	23	1	80	20	5	.299	.318	.617	4	4	3	10	28
*Hudson, Kyle	.284	117	398	61	113	8	2	0	21	49	0	85	31	16	.365	.314	.679	0	7	2	2	2
*Julius, Jacob	.228	57	171	23	39	8	3	2	12	17	0	60	7	5	.304	.345	.649	1	3	2	3	2
Kolodny, Tyler	.226	107	363	52	82	20	3	9	42	42	1	97	10	4	.332	.372	.704	3	4	17	7	24
*Mahoney, Joseph	.278	108	395	61	110	16	7	7	53	30	2	93	29	1	.331	.408	.739	4	0	3	7	5
#Mickat, Greg	.228	111	400	49	91	14	2	0	22	42	1	79	25	6	.299	.273	.571	3	9	0	6	25
Monaghan, Brendan	.222	39	99	13	22	5	1	1	16	11	1	28	1	0	.304	.323	.627	1	1	1	3	2
#Polanco, Elvin	.246	126	459	34	113	20	0	6	59	23	2	112	1	3	.282	.329	.611	5	3	2	9	5
Ricardo, Dashenko	.133	6	15	2	2	1	0	0	2	1	0	3	0	0	.188	.200	.388	0	0	0	1	1
Rosa, Garabez	.125	11	32	2	4	0	0	1	5	1	0	7	0	1	.152	.219	.370	0	0	0	0	2
#Santana, Javier	.000	1	4	0	0	0	0	0	0	0	0	3	0	0	.000	.000	.000	0	0	0	0	0
*Scott, Luke	.750	2	4	1	3	0	0	1	1	2	0	0	0	0	.833	1.500	2.333	0	0	0	0	0
Stephen, Jedidiah	.232	20	69	7	16	2	0	1	10	4	0	25	2	0	.280	.304	.584	1	0	1	1	5
Welty, Rommie	.290	121	431	60	125	24	2	10	67	46	3	120	13	5	.373	.425	.797	2	0	12	8	2
TEAM TOTAL	.248	136	4408	537	1094	183	33	49	468	375	12	1066	181	61	.313	.338	.651	28	53	55	72	153

PITCHERS	W	L	ERA	G	GS	CG	SHO	SV	SVO	IP	H	R	ER	HR	HB	BB	IBB	SO	BK	WP	DP	AVG	AB	SF	GF	HLD
Allar, Brent	1	5	4.70	33	3	0	0	1	1	67.0	62	40	35	0	12	55	0	77	0	18	4	.243	255	4	12	4
Allen, Colin	0	3	7.04	12	2	0	0	0	0	23.0	31	21	18	4	3	16	0	22	0	3	1	.316	98	0	3	1
Black, Dustin	0	0	0.00	2	0	0	0	0	0	2.0	1	0	0	0	0	1	0	2	0	0	1	.167	6	0	2	0
*Bordes, Brett	3	2	2.08	17	0	0	0	4	6	21.2	11	8	5	0	3	16	2	16	0	6	3	.151	73	0	9	2
Cooney, Brandon	2	5	2.68	38	0	0	0	16	19	43.2	39	22	13	2	8	17	2	36	0	3	5	.234	167	0	34	0
Drake, Oliver	8	9	4.34	25	24	0	0	0	0	130.2	138	72	63	6	4	42	1	104	1	9	9	.277	499	5	0	0
Egan, Pat	0	0	2.78	13	2	0	0	2	3	32.1	28	12	10	0	1	5	0	31	0	0	4	.237	118	1	4	2
Esposito, Joseph	3	0	1.08	18	0	0	0	2	4	33.1	26	9	4	1	3	14	0	52	0	4	1	.203	128	0	9	2
Flagello, Cliff	1	2	1.76	20	0	0	0	6	6	30.2	19	11	6	0	1	10	0	35	0	3	3	.181	105	2	10	4
Gamboa, Eddie	6	0	1.86	18	0	0	0	1	1	38.2	30	8	8	5	2	3	0	35	0	0	0	.219	137	0	8	4
*Haughian, Nicholas	0	1	3.09	2	2	0	0	0	0	11.2	9	4	4	2	0	2	0	5	0	0	5	.225	40	0	0	0
Kantakevich, Patrick	0	0	6.43	2	2	0	0	0	0	7.0	7	5	5	0	1	6	0	7	0	0	0	.259	27	0	0	0
Keating, Travis	5	5	3.74	27	0	0	0	2	2	45.2	34	22	19	2	4	11	1	43	0	1	2	.202	168	0	12	2
Mathews, Shane	1	4	4.15	27	1	0	0	0	2	52.0	57	28	24	0	3	19	3	44	0	10	3	.284	201	3	12	2
Mattaliano, Mick	0	2	12.00	11	0	0	0	0	2	9.0	15	13	12	1	1	5	0	2	0	2	1	.395	38	3	4	2
*McCurry, Cole	6	9	2.71	26	25	0	0	0	0	139.2	118	51	42	8	1	46	0	145	1	6	7	.229	515	8	0	0
*Mechaw, Michael	0	0	0.00	2	0	0	0	0	0	2.1	1	0	0	0	0	3	0	1	0	0	0	.143	7	0	1	0
Monaghan, Brendan	0	0	0.00	3	0	0	0	0	0	3.2	1	0	0	0	0	3	0	0	0	0	1	.091	11	0	2	0
*Moreau, Nathan	5	3	3.61	20	20	0	0	0	0	87.1	78	39	35	9	5	43	0	95	0	8	3	.241	324	4	0	0
Mueller, Scott	2	0	7.04	14	0	0	0	0	1	23.0	32	20	18	1	4	10	0	20	0	4	0	.337	95	2	6	1
*Nery, Nathan	3	0	1.17	5	4	0	0	0	0	23.0	16	3	3	1	0	7	0	19	0	0	3	.190	84	0	0	1
O'Shea, Ryan	8	8	3.60	25	25	1	0	0	0	137.2	133	63	55	8	9	47	1	100	1	15	12	.254	523	4	0	0
*Procner, Stephen	0	0	2.25	2	0	0	0	0	0	4.0	1	1	1	0	0	3	0	2	0	3	0	.077	13	0	1	0
Rivero, Raul	4	2	4.06	22	1	0	0	0	1	51.0	46	26	23	5	4	20	0	47	0	5	4	.235	196	0	2	5
*Salberg, Chris	3	3	4.31	13	13	0	0	0	0	62.2	60	41	30	2	10	22	1	51	0	6	5	.253	237	3	0	0
Schindling, Andy	0	2	36.00	3	0	0	0	0	0	2.0	4	9	8	0	2	6	1	5	0	2	0	.400	10	0	1	0
*Smith, Jacob	1	0	0.00	2	0	0	0	0	0	5.0	2	0	0	0	0	0	0	1	0	0	0	.125	16	1	0	0
*Zagone, Richard	4	5	4.66	13	12	0	0	0	0	63.2	59	35	33	3	6	27	0	59	0	6	6	.249	237	1	1	0
TEAM TOTAL	66	70	3.69	136	136	1	6	34	48	1153.1	1058	563	473	60	87	459	12	1056	3	114	83	.244	4328	41	133	32

Field Staff:

Manager: Ryan Minor
 Hitting Coach: Mike Devereaux
 Pitching Coach: Troy Mattes
 Trainer: Aaron Scott

Stadium:

Arthur W. Perdue Stadium (1996)
 Capacity: 6,500 plus lawn
 Dimensions: LF-309', CF-405', RF-309'
 2009 Attendance: 214,575

2009 Record:

Overall Record: 66-70
 First Half: 36-33 Second Half: 30-37

Everett AquaSox



Everett AquaSox-Class A Short

Everett Memorial Stadium

3802 Broadway

Everett, WA 98201

Phone: (425) 258-3673

Fax: (425) 258-3675

Affiliate (Year): Seattle Mariners (1995)

Northwest League



Executives:

Ownership Group:

Chairman and CEO:

President:

Executive Vice President:

General Manager:

7th Inning Stretch, LLC

Thomas Volpe

Pat Filippone

Tom Backemeyer

Brian Sloan

Sales & Marketing:

Director, Corp. Partnerships/Broadcasting:

Director, Accounting/Player Housing:

Director, Food & Beverage:

Director, Tickets:

Account Executive:

Account Executive:

Manager, Ticket Operations:

Pat Dillon

Teresa Sarsted

Todd Holterhoff

Rick Dooley

Troy Sherry

Chris Kelley

Ryan Pearman

Community Relations:

Manager, Community Relations:

Katie Crawford

Stadium Operations:

Manager, Operations & Head Groundskeeper:

Brian Burroughs

2009 AquaSox Team Stats

BATTERS	AVG	G	AB	R	H	2B	3B	HR	RBI	BB	IBB	SO	SB	CS	OBP	SLG	OPS	SF	SAC	HBP	GIDP	E
*Avila, Gerardo	.333	54	213	32	71	10	2	13	54	12	0	49	0	0	.368	.582	.950	4	0	2	14	7
Bantz, Brandon	.290	19	62	16	18	8	1	3	15	5	0	8	0	0	.397	.597	.994	0	0	6	2	0
Bello, Fred	.200	3	10	3	2	2	0	0	0	3	0	5	0	0	.385	.400	.785	0	0	0	0	0
Benitez, Deybis	.231	4	13	2	3	0	0	0	2	2	0	1	0	0	.333	.231	.564	0	0	0	0	0
*Billingsley, Ben	.280	60	211	37	59	10	2	6	25	25	3	50	11	4	.356	.431	.787	0	2	0	3	8
*Cerione, Matthew	.266	43	173	28	46	10	2	7	14	20	0	46	2	2	.349	.468	.817	0	0	2	1	4
#Coleman, Trevor	.184	32	114	11	21	4	1	2	13	17	0	24	0	0	.306	.289	.595	0	0	3	3	3
Dotel, Wellington	.341	46	170	31	58	10	2	6	24	6	0	40	7	5	.386	.529	.915	1	4	7	5	4
#Franklin, Nick	.400	6	20	4	8	2	1	0	2	1	0	2	1	0	.429	.600	1.029	0	0	0	0	3
Fuentes, Juan	.267	49	176	26	47	9	1	4	24	20	0	29	2	1	.343	.398	.741	1	3	1	8	1
Gebbers, Hawkins	.301	54	209	30	63	13	0	2	21	16	0	34	0	4	.360	.392	.752	0	2	3	5	8
*Jones, James	.311	45	164	28	51	12	2	3	24	19	0	40	0	3	.392	.463	.856	0	0	3	4	5
Mailloux, Kevin	.286	4	14	3	4	2	0	0	2	1	0	1	1	0	.333	.429	.762	0	0	0	2	2
Martinez, Mario	.308	71	302	45	93	20	5	3	33	11	0	59	4	0	.340	.437	.777	1	0	4	8	15
Nunez, Israel	.250	3	4	0	1	0	0	0	1	0	0	0	0	0	.400	.250	.650	0	0	1	1	0
Phillips, Anthony	.247	68	239	29	59	8	3	7	28	14	0	65	3	8	.295	.393	.688	2	3	3	2	12
Rivero, Jose	.251	62	207	35	52	10	3	4	32	23	1	66	8	0	.335	.386	.721	2	2	4	3	2
*Royster, Ryan	.325	41	151	38	49	11	2	7	27	22	0	39	8	3	.415	.563	.978	1	3	2	2	1
Sams, Kalian	.375	4	16	5	6	1	0	3	6	1	0	7	2	0	.412	1.000	1.412	0	0	0	0	0
Trinkler, Blake	.229	41	118	12	27	9	2	2	18	13	0	43	0	1	.313	.390	.703	1	0	2	4	4
Welsh, Guy	.271	16	48	5	13	6	0	1	8	9	0	10	0	0	.390	.458	.848	1	0	1	2	0
#Yopez, Mario	.000	2	4	0	0	0	0	0	0	0	0	2	0	0	.000	.000	.000	0	0	0	0	0
TEAM TOTAL	.285	76	2638	421	751	157	29	73	373	240	4	620	49	31	.353	.449	.802	14	19	44	69	87

PITCHERS	W	L	ERA	G	GS	CG	SHO	SV	SVO	IP	H	R	ER	HR	HB	BB	IBB	SO	BK	WP	DP	AVG	AB	SF	GF	HLD
*Brown, Kyle	1	0	14.73	6	0	0	0	0	1	7.1	10	13	12	0	0	13	0	5	0	2	0	.333	30	1	2	0
Burnett, Luke	2	4	4.66	14	14	0	0	0	0	65.2	69	45	34	8	15	42	0	52	1	8	6	.275	251	3	0	0
Carraway, Andrew	4	0	1.44	10	3	0	0	1	1	25.0	15	7	4	4	1	4	0	31	1	1	1	.174	86	1	6	0
Cooper, Daniel	0	1	4.41	17	0	0	0	8	9	16.1	21	8	8	2	1	7	0	17	0	2	2	.318	66	1	16	1
Cordero, Chad	0	2	11.74	8	0	0	0	1	3	7.2	13	10	10	2	0	2	0	7	0	1	2	.406	32	1	7	0
*Czyz, Nick	2	2	3.34	5	5	0	0	0	0	29.2	25	12	11	1	2	11	0	31	0	1	1	.229	109	0	0	0
Esquibel, Andres	2	4	5.00	10	9	1	1	0	0	54.0	58	37	30	6	7	15	0	36	2	1	4	.278	209	3	0	0
*Hernandez, Eddy	0	1	6.14	14	0	0	0	0	0	14.2	18	18	10	3	3	20	0	16	0	6	1	.295	61	0	5	0
*Hesketh, Jonathan	1	0	1.67	7	4	0	0	0	0	27.0	18	6	5	1	1	4	0	39	0	1	3	.188	96	0	1	1
Kirkland, Chris	4	5	4.83	15	15	0	0	0	0	85.2	79	48	46	7	12	32	0	85	0	14	6	.242	326	3	0	0
Lewis, Taylor	3	1	7.82	5	5	0	0	0	0	25.1	29	22	22	7	6	10	0	17	1	5	2	.284	102	1	0	0
Martinez, Fray	0	0	4.98	15	0	0	0	1	2	21.2	24	13	12	2	0	11	0	18	2	5	2	.286	84	0	5	1
Moorer, Ryan	1	2	5.51	4	4	0	0	0	0	16.1	22	11	10	1	0	4	0	6	0	0	3	.355	62	2	0	0
*Pullen, Brandon	3	3	4.73	25	0	0	0	1	3	32.1	42	19	17	5	2	8	0	30	0	3	2	.304	138	0	7	5
Reid, Bradley	4	3	3.86	28	0	0	0	1	4	39.2	55	23	17	5	1	11	1	32	0	3	8	.335	164	0	8	6
*Rios, Jose	1	2	3.35	23	1	0	0	1	4	37.2	34	22	14	1	4	17	0	37	0	0	0	.228	149	0	6	5
Roy, Philip	2	2	5.72	19	0	0	0	0	0	28.1	29	19	18	2	5	17	0	32	0	3	2	.259	112	0	4	3
Silva, Carlos	0	0	9.00	1	1	0	0	0	0	1.0	3	2	1	0	0	0	0	3	0	1	0	.429	7	0	0	0
Staehely, Christian	4	2	3.16	21	0	0	0	1	3	31.1	26	11	11	0	4	9	1	40	1	1	1	.228	114	0	6	3
Stanton, Taylor	5	3	3.50	15	15	0	0	0	0	87.1	82	48	34	9	5	25	0	81	1	6	10	.248	330	2	0	0
Valdez, Eric	0	0	3.38	9	0	0	0	0	0	13.1	13	6	5	2	1	7	0	13	0	1	2	.250	52	1	2	2
TEAM TOTAL	39	37	4.46	76	76	1	3	15	30	667.1	685	400	331	68	70	269	2	628	9	65	58	.266	2580	19	75	27

Field Staff:

Manager: Jose Moreno
 Hitting Coach: Scott Steinmann
 Pitching Coach: Rich Dorman
 Trainer: Spyder Webb

Stadium:

Everett Memorial Stadium (1984)
 Capacity: 3,682
 Dimensions: LF-330', CF-395', RF-330'
 2009 Attendance: 89,929

2009 Record:

Overall Record: 39-37

Medical Terms Glossary

Acute: Sudden, brief, and severe. Usually referred to in connection with an illness. Opposite of "chronic."

Abrasion: Any injury which rubs off the surface of the skin.

Achilles Tendon: One of the longest tendons in the body, it attached the calf muscles to heel bone.

Anterior: In front of; the front surface of.

Anterior Cruciate Ligament (ACL): A primary stabilizing ligament within the center of the knee joint that prevents hyperextension and excessive rotation of the joint. A complete tear of the ACL necessitating reconstruction could require up to 12 months of rehabilitation.

Anterior Talofibular Ligament: A ligament of the ankle that connects the fibula (lateral ankle bone) to the talus. This ligament is oft times subject to sprain.

Arthroscopy: A surgical examination of the internal structures of a joint by means of viewing through an arthroscope. An arthroscopic procedure can be used to remove or repair damaged tissue or as a diagnostic procedure in order to inspect the extent of any damage or confirm a diagnosis.

Bursa: A fluid-filled sac that is located in areas where friction is likely to occur, then minimizes the friction; for example, between a tendon and a bone.

Capsule: An enclosing structure which surrounds the joint and contains ligaments which stabilize the joint.

Cartilage: Smooth, slippery substance preventing two ends of bones from rubbing together and grating.

Charley Horse: A contusion or bruise to any muscle resulting in intramuscular bleeding.

Collateral Ligament: On either side of, and acting as a radius of movement of, a hinge joint, as of the elbow, knee and wrist.

Concussion: Jarring injury of the brain resulting in dysfunction. It can be graded as mild, moderate or severe depending on loss of consciousness, amnesia and loss of equilibrium.

Contusion: An injury to a muscle and tissues caused by a blow from a blunt object, typically resulting in a bruise.

Cruciate: A cross or "X" shape. There are two cruciate ligaments in the human knee.

Deltoid Ligament: Ligament that connects the tibia to bones of the medial aspect of the foot and is primarily responsible for stability of the ankle on the media side. Is sprained less frequently than other ankle ligaments.

Deltoid Muscle: Muscles at the top of the arm, just below the shoulder, responsible for the shoulder motions to the front, side and back.

Disc: A flat, rounded plate between each vertebrae of the spine. The disc consists of a thick fiber ring which surrounds a soft gel-like interior. It functions as a cushion and shock absorber for the spinal column.

Dislocation: Complete displacement of joint surfaces.

Electromyogram (EMG): Test to determine nerve function.

Edema: Accumulation of fluid, in organs and tissues of the body; swelling.

Femur: Thigh bone; longest bone in the body.

Fibula: smaller of the two bones in the lower leg; runs from the knee to the ankle along the outside of the lower leg.

Fracture: Breach in continuity of the bone. Types of fracture include simple, compound, comminuted, greenstick, incomplete, impacted, longitudinal, oblique, stress or transverse.

Groin: Junction of the thigh and abdomen; location of muscles that rotate, flex and adduct the hip.

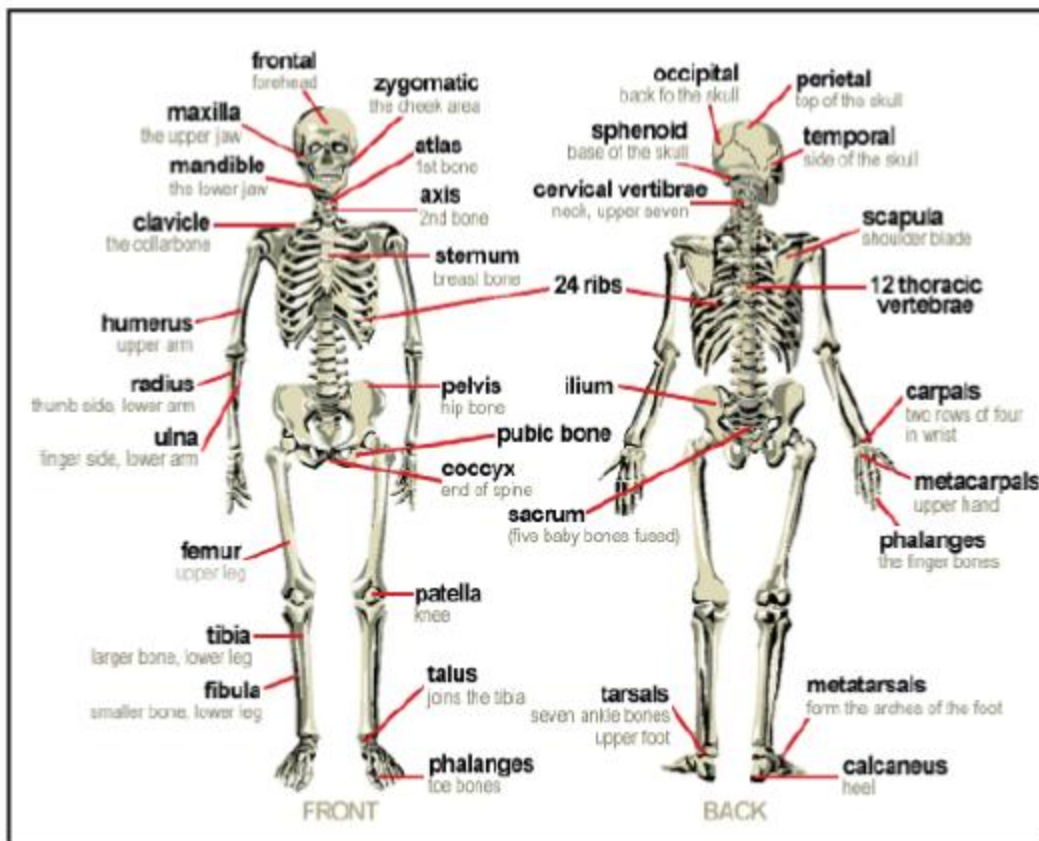
Hamstring: Category of muscle that runs from the buttocks to the knee along the back of the thigh. It functions to flex the knee, and is oft times injured as a result of improper conditioning or lack of muscle flexibility.

Hematoma: Tumor-like mass produced by an accumulation of coagulated blood in a cavity.

Humerus: Bone of the upper arm that runs from the shoulder to the elbow.

Hyperextension: Extreme extension of a limb or body part.

Inflammation: The body's natural response to injury in which the injury site might display various degrees of pain, swelling, heat, redness and/or loss of function.



Labrum (Labrum Genoid-ule): The cartilage of the glenoid cavity in the shoulder. A lip-edge or lip-like structure.

Lateral: To the outside of the body.

Lateral Collateral Ligament (LCL): Ligament of the knee along the lateral aspect that connects the femur to the fibula. It provides lateral stability to the joint.

Ligament: Band of fibrous tissue that connects bone to bone or cone to cartilage and supports and strengthens joints.

Magnetic Resonance Imaging (MRI): Imaging procedure in which a radio frequency pulse causes certain electrical elements of the injured tissue to react to this pulse and through this process a computer display and permanent film establish a visual image. MRI does not require radiation and is very useful in the diagnosis of soft tissue, disc and meniscus injuries.

Medial: To the inside of the body.

Medial Collateral Ligament (MCL): Ligament of knee along the medial aspect that connects the femur to the joint.

Meniscus: Crescent shaped cartilage, usually pertaining to the knee joint; also known as "cartilage." There are two menisci in the knee, medial and lateral. These work to absorb weight within the knee and provide stability.

Patella: The kneecap. The patella functions to protect the distal end of the femur as well as increase the mechanical advantage and force generating capacities of the quadriceps muscle group.

Pectorals: Chest muscles beneath breast that lead up to the shoulder.

Posterior: At the back part, or rear of the body.

Posterior Cruciate Ligament: A primary stabilizing ligament of the knee that provides significant stability and prevents displacement of the tibia backward within the knee joint. A complete tear of this ligament necessitating reconstruction could require up to 12 months of rehabilitation.

Quadriceps: A group of four muscles of the front thigh that run from the hip and form a common tendon at the patella; they are responsible for knee extension.

Reflex (deep tendon): Contraction of a muscle in response to tapping the tendon or guider with a reflex hammer; it requires intact sensory nerve supply to transmit the stretching of receptors in the muscle, and intact motor nerve supply for the muscle to contract.

Rotator Cuff: Comprised of four muscles in the shoulder area that can be irritated by overuse. The muscles are the supraspinatus (most commonly injured) infraspinatus, teres minor and subscapularis.

Sprain: Injury resulting from the stretch or twist of the joint and causes various degrees of stretch or tear of a ligament or other soft tissue at the joint.

Strain: Injury resulting from a pull or torsion to the muscle or tendon that causes various degrees of stretch or tear to the muscle or tendon issue.

Stress Fracture: A hair-line type of break in a bone caused by overuse.

Tendinitis: Inflammation of the tendon and/or tendon sheath, caused by chronic overuse or sudden injury.

Tendon: Tissue that connects muscle to bone.

Tibia: Larger of the two bones of the lower leg and is the weigh-bearing bone of the shin.

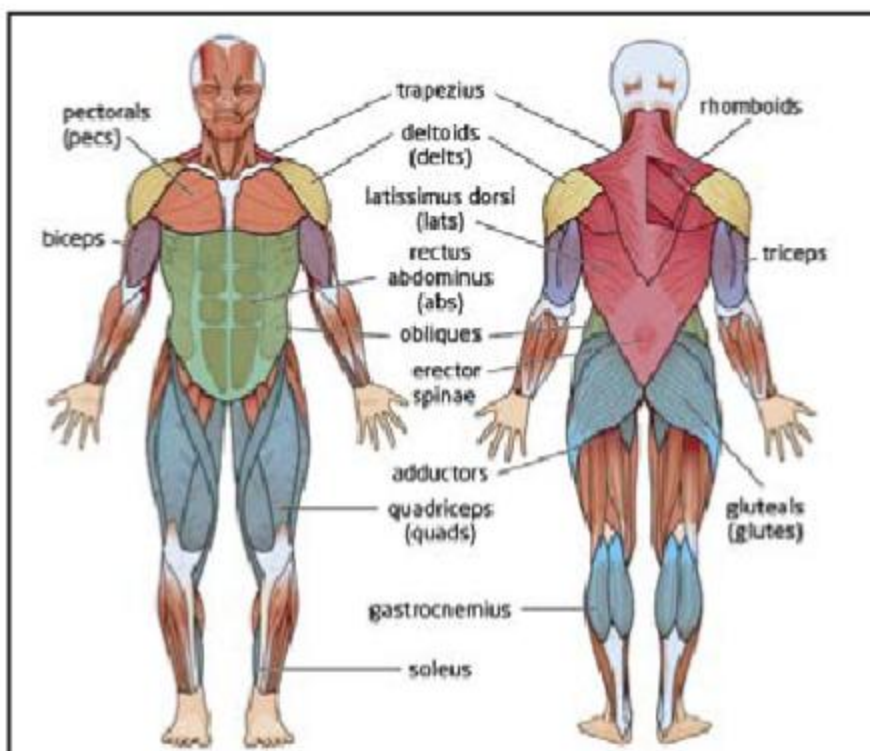
Triceps: Muscle of the back of the upper arm, primarily responsible for extending the elbow.

Ulna: Forearm bone that runs from the tip of the elbow to the little finger side of the weight.

Ulnar Collateral Ligament: A band or sheet of fibrous tissue connecting two or more bones, cartilages or other structures, or serving as support for fasciae or muscles; located on the inside of the elbow. Ligament that was replaced or repaired for the "Tommy John" surgery.

Ulnar Nerve: Nerve in the elbow commonly irritated from excessive throwing.

Ultrasound: An electrical modality that transmits a sound wave through an applicator into the skin to the soft tissue in order to heat the local area for relaxing the injured tissue and/or disperse edema.



Transactions Terminology

Minor League players are generally under contract to a Major League Club and are assigned to play for a Minor League Club (1) that the Major League Club owns or (2) that has a Player Development Contract with the Major League Club, the Major League Clubs may freely assign their Minor League players among their affiliated Minor League Clubs, subject to certain league age and service requirements. The following glossary describes some terms used in Minor League transactions. Reference to players are in the glossary apply to Minor League players.



Active List: The roster of players eligible to participate in a game.

1) For Class AAA and AA Clubs, the Active List is 24 players from Opening Day through the 30th day of the championship season and from August 10 through the end of the championship season and is 23 players from the 31st day of the championship season until August 10.

2) For Class A Clubs, the Active List is 25 players from Opening Day until through the end of the championship season.

3) For Short-Season A Clubs, the Active List is 30 players, only 25 of whom may be in uniform and eligible to play in a given game, from Opening Day through the end of the championship season; and

4) For Rookie Clubs, the Active List is 35 players, only 30 of whom may be in uniform and eligible to play in a given game, from Opening Day through the end of the championship season.

Championship Season: The regular season of games, not including any post-season playoffs.

Contract Voided: A player's contract is terminated under provisions described in the contract. A player whose contract is voided becomes a free agent and may sign with any Club.

Disabled List: An injured player may be replaced on the list during the championship season only. A player on the Disabled List must remain there for a minimum period of seven (7) days before the player can be reinstated to the Active List. A player on the Disabled List does not count against a Club's Active List limits, but does count against a Club's Reserve List limits.

Disqualified List: A player who violates a player contract or reservation may be placed on the list. There is no minimum number of days the player must remain on the Disqualified List before the player can be reinstated to the Active List. A player on the Disqualified List does not count against a Club's Active List limits or its Reserve List limits.

Emergency Disabled List: An injured Player may be placed on this list during the championship season only. A player on the Emergency Disabled List must remain on the list for a minimum period of 60 days or until the end of the championship season (whichever is earlier) before the player can be reinstated to the Active List. A player on the Emergency Disabled List does not count against a Club's Active List limits or its Reserve List limits.

Free Agent: A player is a free agent, able to sign with any Club, when the term of the player's Minor League contract has expired. If the player has not re-signed with the same Club, the player becomes a Minor League free agent on October 15 at 5:00 p.m. (ET)

Designated for Assignment: This transaction allows a club to open a roster spot for up to a 10-day period while waiting for a player to clear waivers, after which he must be released, traded or assigned to the minor leagues.

Ineligible List: A player found to have committed misconduct may be placed on the list. There is no minimum number of days the player must remain on the Ineligible List before the player can be reinstated to the Active List. A player on the Ineligible List does not count against a Club's Active List limits or its Reserve List limits.

Loan: A player's contract may be loaned from one organization to another, so long as the new Club is also under the jurisdiction of the Commissioner of Baseball. The Assignor Club retains contractual rights to the player. The player must be returned to the Assignor Club at the end of the championship season. Loans of players are most commonly made to Major League Clubs.

Major League Rehabilitation Assignment: A major league player may be assigned to a minor league affiliate for the purpose of injury rehabilitation for a maximum of 20 days for non-pitchers and 30 days for pitchers. The player continues to receive his major league salary. Any service with the minor league club shall be deemed major league service. Rehabilitation assignments do not count as optional assignments.

Options: When a player is on the 40-man roster and in the minor leagues, he is on "optional assignment." Players have three option years and can be sent up and down as many times as the club chooses within those seasons but will only be charged with one option per season. When a player is "out of options," he will have to clear irrevocable waivers in order to be removed from the 40-man roster and sent to the minor leagues.

Outright Assignment: A player who is traded from one Major League organization to another is assigned outright. The assignor Club transfers all contractual rights regarding the player to the assignee Club.

Recalled vs. Contract Purchased: If a player is on the 40-man roster, he is "recalled." If not, then his "contract is purchased" from the minor league team. A player must be added to the 40-man roster if his contract is purchased.

Rehabilitation Assignment: A player on either the Disabled List or Emergency List may be sent to a Short-Season A or Rookie League classification Minor League Club to play on a rehabilitation assignment, while the player remains on the Disabled List or Emergency Disabled List of the player's original Club. A rehabilitation assignment may not exceed 20 days for non-pitchers or 30 days for pitchers. A player on a Minor League rehabilitation assignment does not count against the Active List or Reserve List limits of the Club for which the player is playing on the rehabilitation assignment.

Release: A player's contract is terminated and the player becomes a free agent.

Reserve List: The roster of players eligible for placement on the Active List:

1) For Class AAA, the Reserve List limit is 38 players

2) For Class AA, the Reserve List limit is 37 players, and

3) For Class A, Short Season and Rookie, the Reserve List limit is 35

players.

Restricted List: A player who fails to sign a contract with the Club to which the player is reserved may be placed on the Restricted List. There is no minimum number of days the player must remain on the Restricted List before the player can be reinstated to the Active List. A player on the Restricted List does not count against a Club's Active List limits or its Reserve List limits.

Return: The act of moving a loaned player's contract back to the Minor League Club that loaned the player. All players who have been loaned must be returned no later than September 30.

Selected Rule 5: A player selected in the Class AAA or Class AA phase of the Rule 5 draft, which is conducted in December each year, is assigned from one Major League organization to another. The selecting Club pays a set price to the player's former Club for the right to the player's contract.

Suspended List: A player may be placed on the Suspended List for misconduct or rule or contract violations. There is no minimum amount of days that the player must be on the Suspended List before the player can be reinstated to the Active List. A player on the Suspended List does not count against a Club's Active List limits, but the player does count against its Reserve List limits.

Temporarily Inactive List: A player with an excused absence to perform personal obligations is placed on this list. The player must be on the Temporarily Inactive List for a minimum of three days before the player can be reinstated to the Active List. A player on the Temporarily Inactive List does not count against a Club's Active List limits, but does count against its Reserve List limits.

Transfer: A player is moved from one Minor League Club to another within the same Major League organization.

Voluntary Retired: A player who wished to retire is placed on this list. The player may not be reinstated until the player has missed 60 playing days of the championship season.

Waivers: If a player placed on the major league waivers is not claimed by another team within two business days after waivers have been requested, then the player has "cleared waivers" and the team has secured waivers for the remainder of the waiver period. The team can do one of three things:

1) Send him to the minors; or

2) Trade him to another team, even if the trading deadline has passed; or

3) Do nothing at all.

Note: Any trade involving 40-man roster player (July 31 through the end of the regular season) may only involve players who have declared major league waivers. If a player does not clear waivers (claimed by the another team or teams), the club requesting waivers may withdraw the waiver request. If the club does not withdraw the waiver request, the player's contract is assigned as follows:

a. If only one claim is entered, the player's contract is assigned as follows:

b. If more than one club in the same league makes claims, the club currently lower in the standings gets the player.

c. If clubs in both leagues claim the player, preference shall always go to the club in the same league as the club requesting waivers.

Rules of Interest

Determining Batting Average (BA): Divide the number of hits by the number of at-bats.

Determining Earned Run Average (ERA): Multiply the number of earned runs by nine; that number and divide it by the number of innings pitched.

Determining Percentage of Games Won and Lost: Divide the number of games won by the total games won and lost.

Determining Slugging Percentage: Divide the total bases of all safe hits by the total times at-bat (at-bats do not include walks, sacrifices, hit by pitcher or times awarded first base because of interference or obstruction).

Determining On-Base Percentage: Add the total of hits, walks, and hit by pitches and divide by the total of at-bats, walks, hit by pitches, and sacrifice flies.

Determining Fielding Average: Divide the total putouts and assists by the total number of putouts, assists and errors.

Determining Games Ahead/Behind: Subtract the team's wins from the first place team's wins and subtract the first team's losses from the team's losses. Add the results and divide by two.

Scoring rule on pinch-hitters: A player shall be considered a pinch-hitter only if he enters the game as a substitute batter and then only on his first time at-bat which must be before he becomes a fielder. If the team bats around and a pinch-hitter comes up a second time in the inning in which he first appeared, he will not be considered a pinch-hitter during that second time up.

Determining the Magic Number: To figure the "magic number" in a pennant race, compute the number of games yet to be played, add one then subtract the number of games ahead in the loss column of the standings of the closest opponent.

Consecutive Hitting Streak: A consecutive hitting streak shall not be terminated if the plate appearances results in a base on balls, hit batsman, defensive interference or sacrifice bunt. A sacrifice fly shall terminate the streak.

Consecutive Game-Hitting Streak: A consecutive-game hitting streak shall not be terminated if all the player's plate appearances (one or more) result in a base on balls, hit batsman, defensive interference or a sacrifice bunt. The streak shall terminate if the player has a sacrifice fly and no-hit.

Consecutive-Game Playing Streak: A consecutive-game playing streak shall be extended if the player plays on half-inning on defense, or if he completes a time at-bat by reaching base or being putout. A pinch-running appearance only shall not extend the streak. If a player is ejected from a game by an umpire before he can comply with the requirements of this rule, his streak shall continue.

Qualifications for a Save: A relief pitcher shall be credited with a save when he meets all of the following conditions:

- 1) He is the finishing pitcher in a game won by his club; and
- 2) He is not the winning pitcher; and
- 3) He qualifies under one of the following conditions:
 - a. He enters the game with a lead no more than 3 runs and pitches at least one inning.
 - b. He enters the game with the potential tying run either on base, at bat or on deck (that is potential tying run is either on base or is one of the first two batsman he faces); or
 - c. He pitches effectively for at least three innings.

Major League Rookie Rule: The Baseball Writers Association of America considers a player a rookie unless during the previous season or seasons, he has a) exceeded 130 at-bats or 50 innings pitched in the Major Leagues, or b) accumulated more than 45 days on the active roster of a Major League club, excluding military service and time on the disabled list, during the 25-man limit.

Major League Trading Regulations: The trading deadline is July 31. Waivers are required for any inter- or intra- Major League assignment during the period beginning August 1 and ending at 5:00 p.m. (ET) the day after the end of the season. During the other months of the year, no waivers are needed. The waiver periods are: November 11 to the 30th day of the season; 31st day of the season to July 31 and August 1 to November 10.

Major League Disabled Lists: 15-day disabled list--no limit on number of players placed on this list; 60-day emergency disabled list--may be used only when club is at maximum of 40 players. No limit on number of players placed on this list.

Qualifying Marks: In order to qualify for a league batting title, a player must have a minimum for 389 plate appearances. To qualify for an earned run average title, a pitcher must have at least 115.0 innings pitched.

2010 Ports Media Relations



Kristin Pratt

Manager, Media Relations

Born: New Bern, N.C.

Resides: Stockton, Calif.

Ports Service: Joined club in 2009.

Kristin Pratt joined the Ports in January 2009 as the club's Media Relations Manager. The 2010 campaign will be her second season in Minor League Baseball.

Prior to joining the Ports, Kristin served as the media relations intern with the Detroit Tigers in 2008. She was the public relations intern for the Vienna Senators of the Clark C. Griffith Summer Collegiate League in 2007, and interned with *Baseball America* magazine in 2006.

Pratt, who was born in New Bern, N.C., graduated with distinction from the University of North Carolina at Chapel Hill in 2007 with a bachelor's degree in Journalism, with a Sports Communication Certificate, and a second major in English. In 2006, Kristin received the Glenn Keever Scholarship and the Robin Clark Experience award from the UNC School of Journalism and Mass Communication.



Zack Bayrouy

Broadcaster, Radio

Born: Worcester, Mass.

Resides: Stockton, Calif.

Ports Service: Joined club in 2006.

Zack is entering his fifth season with the Ports and his sixth in professional baseball. The 2010 season will mark Zack's fourth as the Ports' radio play-by-play broadcaster.

Zack began his career in 2005, when he worked with the Florida Marlins and St. Louis Cardinals and their minor league teams at Roger Dean Stadium in Jupiter, Fla. He spent most of the season as the media coordinator for the Jupiter Hammerheads, the Marlins' Advanced-A affiliate. Prior to that, he worked as an editorial assistant in the business section of the *Boston Globe*, and as a counselor at the Antiochian Village summer camp in Ligonier, Penn.

Zack, a native of Worcester, Mass., earned his Bachelor of Arts degree in Journalism from Northeastern University in 2006.

Game-Day Policies

Media Credentials: Will be issued only to legitimate news-gathering sources and media outlets. No one under 18 years of age will be issued credentials, unless clearance has been given by the Stockton Ports. Credentials are not transferable and should be visible at all times. Any violation of the following policies may result in the termination of credentials.

Season Credentials: Request must be made in writing no later than March 29. All requests must come from sports editors, sports directors or photo editors, and must be submitted either on official letterhead or a completed season credential application form issued by the Stockton Ports. All season credential requestees must be listed on one form per media outlet. Season credentials will only be issued to media members covering the Stockton Ports on a regular basis, and will be issued on Media Day on April 6.

Daily Credentials: Requests must be made at least 24 hours in advance of the game to be covered. Credentials will be issued only to media members who do not cover the team frequently enough to qualify for season credentials, or to news-gathering sources that do not qualify for season credentials, such as freelance writers and weekly and monthly publications. Daily credentials will be left at the Box Office Will Call window three hours prior to the game.

Autographs: Any media member covering the Ports are strictly prohibited from requesting autographs. Any credentialed media members who obtains an autograph or playing equipment from the playing field, clubhouse or dugout will immediately have their credential terminated. Should the need arise for an autograph, please contact Ports Media Relations Manager Kristin Pratt.

Clubhouse Access: The clubhouse will be available to credentialed media from three hours prior to the game until 45 minutes before the game. It will also be open to credentialed media approximately 10 minutes following the conclusion of the game. The clubhouse will be closed between games of a doubleheader and while the players are on the field during pregame activities. The clubhouse is not a lounge for media. They must have a specific reason for clubhouse access to gain admittance.

Field Access: The field will be available to credentialed media from three hours prior to the game until the end of the visiting club's batting practice. All media must leave the field 30 minutes prior to the start of the game. At no time is the media allowed into fair territory, and the media must stay inside the first and third base bags.

Interviews: May be conducted in either the clubhouse or on the field when media have access to either area. Any special interview requests requiring advance preparation or special accommodation by a player or staff member must be requested through the media relations department. Please contact Media Relations Manager Kristin Pratt.

Working Press Box: Is open only to credential members of the working media. No cameras (still or video) are allowed in the press box unless approved by the Ports Media Relations Department. Updated game notes, stats, press releases, roster sheets and lineup cards will be available in the press box. There are designated areas for home and visiting radio broadcaster. Media are requested to be equally courteous to other working media members and to help maintain a professional atmosphere in the press box.

Pregame Food: Will be provided in the press box prior to the game. It is for credentialed media members only. Anyone found taking food to non-credentialed media members will lose privileges.

Photographers: Any photographer must work out of the assigned locations adjacent to the dugouts. All photographers must have credentials and photographs are to be used for news-gathering purposes or officially licensed products. No freelance photographers will be granted credentials unless approved by the Stockton Ports. No photographs taken with a credential can be sold without written consent of the Stockton Ports.

Parking: Any parking request must be made 24 hours prior to the game to be covered, excepting season credentialed media. Media can park in the West Parking Lot.

The Stockton Ports thank you for your cooperation. If you have any questions or need additional assistance, please feel free to contact the Stockton Ports media relations department.

Pre-Game Schedule

Batting Practice and Infield Times:

7:05 p.m. start
Home BP: 3:50-5:05
Visiting BP: 5:05-5:50
Home IF: 5:55-6:05
Visiting IF: 6:05-6:15

6:05 p.m. start
Home BP: 2:50-4:05
Visiting BP: 4:05-4:50
Home IF: 4:55-5:05
Visiting IF: 5:05-5:15

2:05 p.m. start
Home BP: 10:50-12:05
Visiting BP: 12:05-12:50
Home IF: 12:55-1:05
Visiting IF: 1:05-1:15

11:05 a.m. start
Home BP: 8:05-9:05
Visiting BP: 9:05-9:50
Home IF: 9:55-10:05
Visiting IF: 10:05-10:15

Banner Island Ballpark



After playing at Billy Hebert Field in Oak Park since 1950, the Stockton Ports moved into their new home at Banner Island Ballpark in 2005.

The Ports hosted their inaugural home opener at Banner Island Ballpark on Thursday, April 28, 2005, and defeated the San Jose Giants 7-4 in front of a sold-out crowd of 5,287 fans.

The ballpark opened 377 calendar days from the April 17, 2004 ground-breaking ceremony. The ballpark features 5,000 fixed seats, four suites, lawn seating, a family-fun area, and a unique Back Porch feature, which includes giant rocking chairs. There is also a barbecue area behind the left field bullpens. The Jackson Rancheria Back Porch was ranked among the Top 10 places to watch a minor league baseball game by ESPN.com in 2008.

Banner Island Ballpark, which has a 5,200 capacity is owned by the City of Stockton, which also owns the naming rights of the

ballpark. The ballpark is part of a revitalization project for the Downtown Stockton Waterfront area, and was built concurrently with the Stockton Arena. Banner Island Ballpark was designed by HKS, Inc. and cost \$22 million to build.

The Banner Island area is allegedly the home of the Stockton baseball team which played in the late 1800s, in an area known as "Mudville" along the San Joaquin River. Banner Island was once an island in the San Joaquin River delta. Although the area is no longer an island, the name remains.

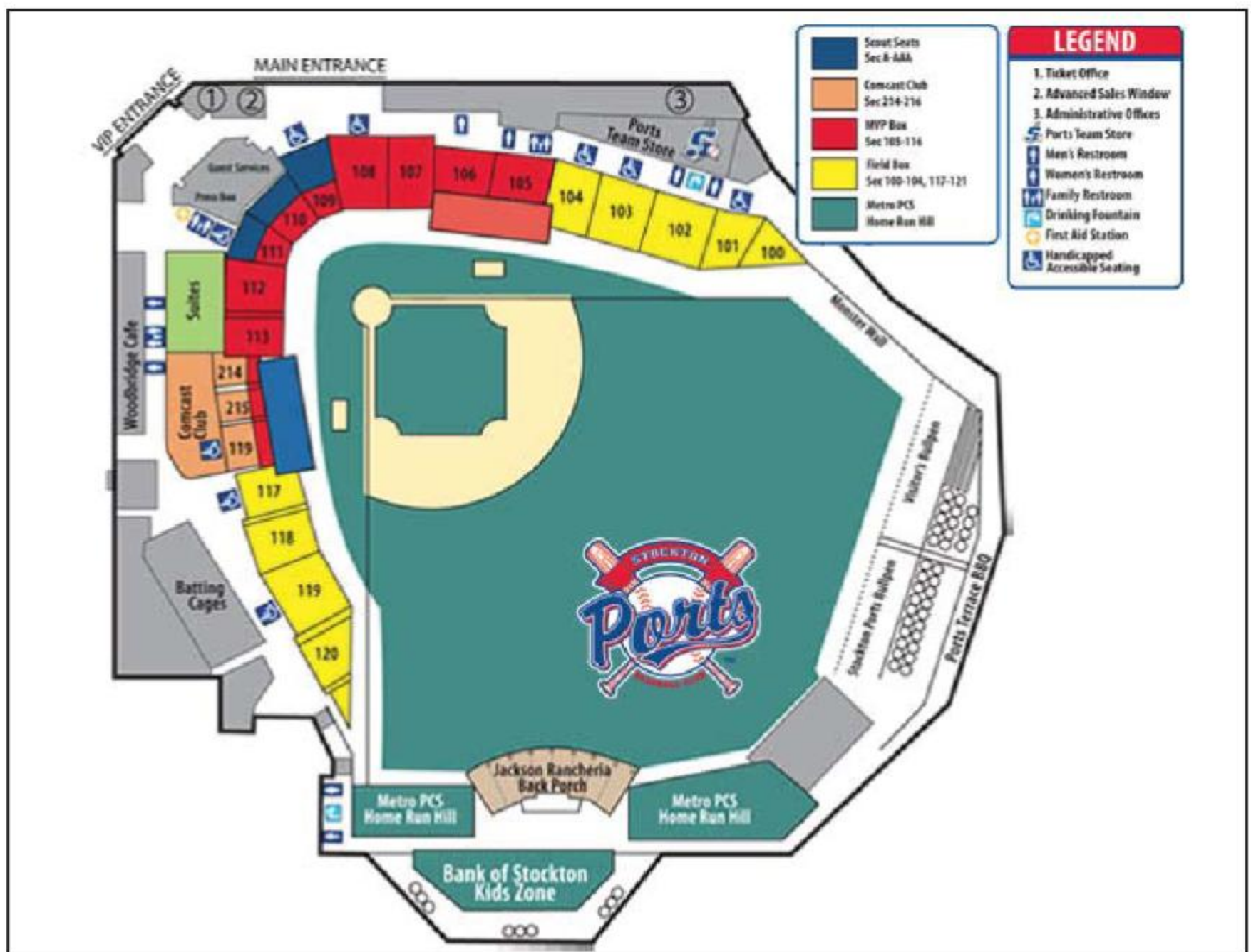
Because of the history surrounding Banner Island Ballpark, the stadium was given a historical certificate and named a historical site on August 10, 2008 by the Stockton Cultural Heritage Board. Banner Island was not only the home of professional baseball in Stockton, but also the site where Charles Weber flew the flag to celebrate Union victories during the Civil War (hence "Banner Island"), where Coxe's Army was camped in 1893 and where World War II ships were constructed. The Stockton Ports are proud to be a part of the history of Banner Island.

Field Dimensions:

LF- 300 feet

CF- 399 feet

RF- 326 feet



Ports in the Community



Anchor Fund

The Stockton Ports community fund, the Anchor Fund, is the first of its type in the storied history of the organization. The Fund was established in early 2007, and has helped support many community projects, with a focus on youth centers and youth sports. The charitable fund reflects and reaffirms the Ports' commitment to strengthen the community using baseball and entertainment as a backdrop.

Monies raised by the Anchor Fund benefit children-based charitable endeavors in San Joaquin County, although the fund is not limited to this. Most area charitable organizations are considered as potential beneficiaries of the fund.


In 2009, the Ports Anchor Fund made donations to over 100 different organizations. In a continued effort to support the San Joaquin Valley, the Fund donated approximately \$35,500 and nearly \$107,500 of in-kind donations, including almost 13,350 tickets, to local non-profits, charities, and schools in 2009.

The Ports host several annual events to raise monies for the Anchor Fund, including the Hot Stove Banquet, Fish with a Port charity fishing tournament, the Manager's Luncheon, Community Fund Weekend, Pink with the Ports, and the Ports Youth Baseball Camp. For more information, please contact the Ports at (209) 644-1900 or at info@stocktonports.com.

Baseball by the Books

The Ports Baseball by the Books program is designed to spread the value of reading by encouraging students in grades kindergarten through eighth to read on their own while earning two free tickets to a designated Ports baseball game. Baseball by the Books is a five-week program. It allows teachers to establish their own weekly reading requirements for their students in an effort to be easily adapted to an existing curriculum. In 2009, more than 32 area schools and more than 23,000 students participated in the reading program.

The program was created in 2007, and has seen a strong growth since its foundation. For more information, please contact Sam Harold at (209) 644-1900 or at sharold@stocktonports.com.



Education Days

Education Days are a wonderful out-of-the-classroom learning experience for students. An educational theme is combined with the Ports baseball game. Educational activities take place prior to the game as well as throughout the game. All of this makes for a unique learning experience for the students by using baseball and entertainment as the backdrop.

The Ports will be hosting two Education Days in 2010. The Ports will host their first of two Education Days on Tuesday, April 20. The second Education Day will be on Wednesday, May 12. On Education Days, children from area schools can take a field trip to Banner Island Ballpark to learn about baseball through educational programs and enjoy an 11:05 a.m. game at the ballpark.

Season Ticket Holder Ticket Donation Program

In 2009, the Ports founded their Season Ticket Holder Ticket Donation Program. Ports season ticket holders and fans have the opportunity to contribute to the Anchor Fund simply by donating their unused Ports tickets. The Ports organization will match all ticket donations made by season ticket holders and other fans. Tickets donated to this program will in turn be donated to foster agency related non-profit organizations in the San Joaquin Valley, allowing underprivileged youth to attend Ports games that would not otherwise be able to attend the games.



2010 Ports Promotions

2010 Gameday Promotional Calendar

Date	Opp.	Promotion / Event	Presented by
15-Apr	VIS	2010 Opening Night with Magnet Schedule Giveaway and Post-Game Fireworks	Jackson Rancheria Casino and Hotel
16-Apr	VIS	Dallas Braden Jersey T-Shirt Giveaway* and Magnet Schedule Giveaway	Jackson Rancheria Casino and Hotel
17-Apr	VIS	DARE Night with Magnet Schedule Giveaway and Post-Game Fireworks	Jackson Rancheria Casino and Hotel
18-Apr	VIS	Ports Fist-Bump Giveaway*	Jackson Rancheria Casino and Hotel
20-Apr	IE	Education Day #1	
30-Apr	BAK	Post-Game Fireworks	Food 4 Less/Rancho San Miguel
1-May	BAK	3rd Annual Alumni Night with Andrew Bailey Bobblehead Giveaway* and Retro Jersey	Lucas Business Systems
2-May	BAK	Cinco de Mayo Celebration with Cinco de Mayo Baseball Giveaway*	Ke Buena 93.9 FM
11-May	MOD	3rd Bark in the Park	
12-May	MOD	Education Day #2	
21-May	VIS	Salute to Brady Bunch Night with Christopher Knight Appearance and Business Expo	
22-May	VIS	Jackson Rancheria 25th Anniversary Celebration with Post-Game Fireworks	Jackson Rancheria Casino and Hotel
23-May	VIS	Color-in Magnet Giveaway*	
28-May	SJ	CHP Night with Ports Hat Giveaway*	California Highway Patrol
29-May	SJ	Salute to Beatles Night with Beatles Jersey and Post-Game Fireworks, Foster Care Night	Food 4 Less/Rancho San Miguel
11-Jun	MOD	Webkinz Giveaway*	
12-Jun	MOD	Bike and Car Show, Girl Scout Night and Post-Game Fireworks	Food 4 Less/Rancho San Miguel, Delta PowerSport
13-Jun	MOD	5th Annual Root Beer Float Day	MetroPCS
18-Jun	VIS	Vida Blue Appearance	
19-Jun	VIS	Raider Nation Night with Business Expo	
29-Jun	BAK	Kids Day	
4-Jul	MOD	Independence Day Celebration, Stars & Stripes Jersey, Post-Game Fireworks	Comcast
5-Jul	MOD	Post-Game Fireworks	Jackson Rancheria Casino and Hotel
9-Jul	SJ	Lutheran Family Night with Post-Game Fireworks with Business Expo	
16-Jul	VIS	LDS Family Night with Dale Murphy Appearance	
17-Jul	RC	Salute to CAL Bears Night with CAL themed jersey and Aluminum Bottle Giveaway*	Delk Pest Control
18-Jul	RC	2010 Team Card Set Giveaway	
30-Jul	MOD	Go Green Night with Wristband Set Giveaway*	
31-Jul	MOD	Post-Game Fireworks	Food 4 Less/Rancho San Miguel
1-Aug	MOD	Ports Frisbee Giveaway*	
6-Aug	HD	Ports Fleece Blanket Giveaway*	
7-Aug	HD	Faith Night with Grant Desme Bobblehead Giveaway	G&L Brock Construction
8-Aug	HD	Current A's/Former Ports Poster Giveaway**	
20-Aug	LAN	Scout Night with Business Expo and Post-Game Fireworks	Jackson Rancheria Casino and Hotel
27-Aug	SJ	Fan Choice Player T-Shirt Giveaway and Pink Day and Pink Jersey	St. Joseph's Medical Center
28-Aug	SJ	2nd Annual Veterans Night with Post-Game Fireworks	Food 4 Less/Rancho San Miguel
29-Aug	SJ	Mini Basketball Hoop Set Giveaway*	
30-Aug	SJ	Fan Appreciation Day	

* First 1,000 fans

** First 500 fans

2010 Weekly Promotional Calendar

Monday:

Monday Madness is back at Banner Island Ballpark. For just \$18, fans can get 2 Field Box Tickets, 2 hot dogs, 2 so das, 2 passes to the Haggin Museum and 4 tickets to the Fat Cat Music House & Lounge.

Tuesday:

On Tuesday, fans can enjoy Weinerschnitzel Two-for-Tuesdays. Buy 1 Field Box or MVP ticket, Get 1 Free with a coupon from a local Weinerschnitzel restaurant. Fans can also enjoy \$2 tacos and \$2 tacos from the Tecate Cantina at the stadium.

Wednesday:

SCAN HP Silver Slugger Wednesdays are back in 2010, and SCAN HP Silver Sluggers Club members can receive free entry to all Wednesday home games. All fans can play Baseball Bingo, presented by Food 4 Less/Rancho San Miguel Markets. Fans can win a \$100 food coupon from Food 4 Less by playing Baseball Bingo. Fans can also check out www.stocktonports.com and the team's Facebook and Twitter pages for special offers on discounted tickets, merchandise and more for Wednesday home games.

Thursday:

At each Thursday home game, 16 oz. domestic beers and so das are only \$2 until 8:00 p.m. (Excludes Opening Night)

Friday:

The Ports are rolling out a new Friday promotion, 4 for \$44. Fans can purchase 4 Field Box tickets and four \$5 Splash Chips (which can be used to purchase items at the ticket office, team store or concession stands) for \$44.

Sunday:

Fans can pick up vouchers for \$1 Home Run Hill Tickets from the Metro PCS store located in College Station, good for all Sunday games. Every Sunday is also Auto graph Sunday, where fans have the opportunity to get select Ports players' auto graphs before the game. Every Sunday is also Kids Day at Banner Island Ballpark, members of the Everyday Eddie's Kids Club, presented by Subway, also get in free to all Sunday home games. Kids can run the bases like their favorite Ports players following every Sunday home game.

2010 Stockton Ports Schedule

APRIL

SUN	MON	TUE	WED	THU	FRI	SAT
				1	2	3
4	5	6	7	8 @VIS	9 @VIS	10 @VIS
11 @VIS	12 @BAK	13 @BAK	14 @BAK	15 VIS 7:05p	16 VIS 7:05p	17 VIS 7:05p
18 VIS 2:05p	19 IE 7:05p	20 IE 11:05a	21 IE 7:05p	22 @MOD	23 @MOD	24 @MOD
25 @MOD	26 @SJ	27 @SJ	28 @SJ	29 BAK 7:05p	30 BAK 7:05p	

JULY

SUN	MON	TUE	WED	THU	FRI	SAT
				1 @VIS	2 @VIS	3 @VIS
4 MOD 7:05p	5 MOD 7:05p	6 MOD 7:05p	7 SJ 7:05p	8 SJ 7:05p	9 SJ 7:05p	10 @MOD
11 @MOD	12 @MOD	13 OFF DAY	14 VIS 7:05p	15 VIS 7:05p	16 VIS 7:05p	17 RC 7:05p
18 RC 6:05p	19 RC 7:05p	20 @SJ	21 @SJ	22 @SJ	23 @VIS	24 @VIS
25 @VIS	26 DAY OFF	27 LE 7:05p	28 LE 7:05p	29 LE 7:05p	30 MOD 7:05p	31 MOD 7:05p

MAY

SUN	MON	TUE	WED	THU	FRI	SAT
						1 BAK 7:05p
2 BAK 2:05p	3 OFF DAY	4 SJ 7:05p	5 SJ 7:05p	6 SJ 7:05p	7 @BAK	8 @BAK
9 @BAK	10 @BAK	11 MOD 7:05p	12 MOD 11:05a	13 MOD 7:05p	14 @HD	15 @HD
16 @HD	17 @HD	18 @LE	19 @LE	20 @LE	21 VIS 7:05p	22 VIS 7:05p
23 VIS 2:05p	24 VIS 7:05p	25 OFF DAY	26 SJ 7:05p	27 SJ 7:05p	28 SJ 7:05p	29 SJ 7:05p
30 @MOD	31 @MOD					

AUGUST/SEPTEMBER

SUN	MON	TUE	WED	THU	FRI	SAT
1 MOD 6:05p	2 OFF DAY	3 @SJ	4 @SJ	5 @SJ	6 HD 7:05p	7 HD 7:05p
8 HD 6:05p	9 OFF DAY	10 @IE	11 @IE	12 @IE	13 @RC	14 @RC
15 @RC	16 OFF DAY	17 LAN 7:05p	18 LAN 7:05p	19 LAN 7:05p	20 LAN 7:05p	21 @SJ
22 @SJ	23 @SJ	24 MOD 7:05p	25 MOD 7:05p	26 MOD 7:05p	27 SJ 7:05p	28 SJ 7:05p
29 SJ 6:05p	30 SJ 7:05p	31 @MOD	1 @MOD	2 @MOD	3 @BAK	4 @BAK
5 @BAK	6 @BAK					

JUNE

SUN	MON	TUE	WED	THU	FRI	SAT
		1 @MOD	2 OFF DAY	3 @VIS	4 @VIS	5 @VIS
6 @VIS	7 BAK 7:05p	8 BAK 7:05p	9 BAK 7:05p	10 BAK 7:05p	11 MOD 7:05p	12 MOD 7:05p
13 MOD 2:05p	14 @BAK	15 @BAK	16 @BAK	17 VIS 7:05p	18 VIS 7:05p	19 VIS 7:05p
20	21	22	23	24 @LAN	25 @LAN	26 @LAN
ALL STAR BREAK						
27 LAN	28 BAK 7:05p	29 BAK 11:05a	30 BAK 7:05p			

- BAK** = Bakersfield Blaze (TEX)
- HD** = High Desert Mavericks (SEA)
- IE** = Inland Empire 66ers (LAD)
- LAN** = Lancaster Jethawks (BOS)
- LE** = Lake Elsinore Storm (SD)
- MOD** = Modesto Nuts (COL)
- RC** = Rancho Cucamonga Quakes (LAA)
- SJ** = San Jose Giants (SF)
- VS** = Visalia Rawhide (ARI)

HOME

ROAD



209-644-1900

STOCKTONPORTS.com